

# Welcome to the

## Awards Meeting

**July 27, 2023, 10:00 AM EST**

You have been joined to the meeting with your **audio muted** by default.

At the designated public comment time we will provide opportunity for you to unmute to speak.

During the meeting, public comments received via e-mail regarding any matter on the agenda for consideration will be read out. Per the Public Notice Agenda posted on [JEA.com](http://JEA.com), public comments by e-mail must be received no later than 9:00 a.m. on the day of the meeting to be read during the public comment portion of the meeting.

Please contact **Aileen Cruz** by telephone at **(904) 776-1911** or by email at **[cruza@jea.com](mailto:cruza@jea.com)** if you experience any technical difficulties during the meeting.

**JEA Awards Agenda**  
**July 27, 2023**  
**225 North Pearl St., Jacksonville, FL 32202 - Hydrangea Room 1st Floor**

[Teams Meeting Info](#)

**Consent Agenda**

The Chief Procurement Officer offers the following items for the JEA Awards Consent Agenda. Any item may be moved from the Consent Agenda to the Regular Agenda by a committee member asking that the item be considered separately. All items on the Consent agenda have been approved by OGC, Budget and the Business Unit Vice President and Chief. The posting of this agenda serves as an official notice of JEA's intended decision for all recommended actions for **Formal Purchases** as defined by **Section 3-101 of the JEA Procurement Code**. Please refer to JEA's Procurement Code, if you wish to protest any of these items.

Award #	Type of Award	Solicitation # & Short Description/Title	VP	Awardee	Funding Source	Award Amount	Original Award Amount	New Not-to-Exceed	Amendments	Term	JSEB Participation (Y/N) If Y, then list company name(s) (% , \$ - awarded)
1	Minutes	Minutes from 07/20/2023 Meeting	N/A	N/A	N/A	N/A	N/A	N/A	N/A	N/A	N/A
2	Request for Proposal (RFP)	NGS Unit 2. Grid Floor Hydro - Demo	Melendez	Thompson Industrial Services, LLC	Capital	\$709,469.00	N/A	N/A	N/A	Project Completion (Q4, 2023)	N
<p>Advertised: 04/20/2023            Bid Opening: 05/30/2023            Two (2) Proposals Received            For additional information contact: Rodney Lovgren</p> <p>1411221646 - The purpose of this Request for Proposal (the "RFP") is to Contract for Hydro-blast services to remove the refractory off the Grid Floor of the Northside Generating Station (NGS) unit 2 boiler, to allow installation of replacement nozzles during the fall 2023 outage. JEA evaluated the companies based on price. JEA disqualified the lowest priced Proposer due to not being able to commit to providing an experienced hydro - demo that has previously completed this type of work. JEA has a six day planned window to remove old refractory to allow nozzle installation during the outage. JEA solicited the events to multiple companies, most declined to participate siting; work load, timing (outage season) and the current onsite contractors having a locality advantage. Thompson was deemed the lowest priced responsive and responsible proposer. The Award amount is 6.9% more than Budget Estimate and is deemed reasonable.</p>											
3	Invitation for Bid (IFB)	1411234646 EPR Cable Solicitation for Inventory Stock	McElroy	Southwire Company, LLC Stuart C. Irby Co. Gresco Supply, Inc.	Inventory Blanket Account	\$867,572.62 \$2,829,120.00 \$18,750.00	N/A	\$3,715,442.62	N/A	One (1) Year, w/ Two (2) 1 Yr. Renewals Start: 07/31/2023 End: 07/30/2024	N
<p>Advertised: 05/03/2023            Opened: 05/23/2023            Three (3) Responses Received            For additional information contact: Eddie Bayouth</p> <p>This agreement provides EPR Cable for JEA's Inventory Stock. The primary use of EPR cable is to supply power to JEA customers fed from the downtown network electric system and for feeder riser applications at substation get-a-ways. Electric crews prefer EPR cable given its increased flexibility working in confined spaces such as manholes. An additional benefit of this cable type is that it has a higher temporary overload capability than our standard TR-XLPE cable. Unfortunately, EPR cable is 5 - 15% more expensive and has higher load losses. JEA looks to expand the use and application of this cable type to other areas within our service territory where feasible and is cost effective.</p> <p>The six (6) items in this solicitation were evaluated individually on price only resulting in awards to three (3) companies. The items in this solicitation are new inventory items and only two (2) of the six (6) items have been ordered previously in small quantities via spot buys for the purpose of proof of concept. The contracted pricing for these two items is 38% lower than the spot buy price paid.</p> <p>Southwire is being awarded as a backup supplier for the items they did not win. Their price is 1.7- 3% more, but lead-times are 50% shorter than Okonite. The backup supplier will only be utilized in when demand is placed inside of the primary supplier's lead-time or if an issue arises with the primary supplier's ability to support JEA.</p>											
4	Contract Amendment/ Contract Increase	RFQ102945 Mitsubishi Breakers for Inventory Stock (VCBAR002 and VCBAR003)	McElroy	Mitsubishi Electric Power Products, Inc.	Inventory Blanket Account	\$6,468,079.93	\$3,028,536.00	\$9,496,615.93	N/A	Five (5) Years, Start: 04/01/2022 End: 03/31/2027	N
<p>Original Award: 03/24/2022            For additional information: Eddie Bayouth</p> <p>The purpose of this Contract Amendment/Contract Increase is to add item VCBAR003 (Mitsubishi Breaker) to the existing contract and increase amount of contract to accommodate projected usages.</p> <p>The Mitsubishi Vacuum Breakers, Items VCBAR002 and VCBAR003, are being used as part of a ten (10) year substation upgrade project to replace breakers within JEA's network. This Mitsubishi Vacuum Breaker is the only breaker authorized by JEA Electric Standards for this application as they have a smaller footprint than existing breakers, can easily be used as replacements in our legacy substations, have performed flawlessly, are easy to work with, and have had no maintenance issues.</p> <p>JEA is in year five (5) of this project and has a set number of replacements per year. Additionally, these breakers are used in new substations and some breakers are replaced annually due to failures caused by fire or accident.</p> <p>Although Mitsubishi does not guarantee pricing for this breaker long term, historically their price increases have been in line with CPI increases the last four (4) years. In calculating the total price of this award, we used the current prices and added an annual increase of 6.5% year over year to cover anticipated price increases. Mitsubishi will provide new pricing at the time orders are placed. The advantage of a five (5) year award is that JEA will have the flexibility to purchase the breakers as needed, and secure production slots, based on changing requirements and lead times.</p>											

Award #	Type of Award	Solicitation # & Short Description/Title	VP	Awardee	Funding Source	Award Amount	Original Award Amount	New Not-to-Exceed	Amendments	Term	JSEB Participation (Y/N) If Y, then list company name(s) (% , \$ - awarded)
5	Invitation to Negotiate	1411247446 Decommissioning and Disposal of Scrap Electrical Equipment	McElroy	TCI of Alabama	Investment Recovery	\$1,254,909.15	N/A	\$1,254,909.15	N/A	Three (3) Years, w/ Two (2) - 1 Yr. Renewals Start: 08/01/2023 End: 07/31/2026	N
<p>Advertised: 05/09/2023 Optional Pre-bid/Site Walk Thru: 05/15/2023, Four (4) Attendees Responses Opened 06/13/2023, Three (3) Responses Received Negotiation sessions conducted: 06/29 -06/30/2023 BAFO responses opened: 07/13/2023 For additional information: Eddie Bayouth</p> <p>This Invitation to Negotiate (the ""ITN"" ) is to select a company to provide decommissioning and scrap services for electrical equipment that will provide the highest revenue to JEA.</p> <p>This solicitation was grouped into three (3) categories: Disposal of non-recyclable items (cost to JEA), decommissioning of empty transformers (revenue generating), and decommissioning of oil-filled transformers (revenue generating). The two revenue generating categories will offset any costs associated with the disposal category.</p> <p>The work for the decommissioning and disposal of the transformers includes the recycling of oil, copper, aluminum, and mixed windings, as well as oil switches, oil circuit breakers, wave traps, bushings, potheads, capacitors, fluids in drums, debris in drums and bulk debris. These items are decommissioned by the Electrical Distribution and Maintenance Systems groups as well as contractors working in JEA projects.</p> <p>The selection criteria was highest revenue generated for JEA. The award amount (expected revenue) was calculated using Fastmarkets prices for # 1 Copper, and Secondary Smelters' Aluminum Scrap, Mixed Low Copper Clips for the month of March, 2023. Revenue amounts will be calculated based on the first of the month prices for the two commodities, for the month when the material is picked. Metal market price fluctuations and quantities of items decommissioned will directly impact the revenue produced.</p>											
6	Contract Increase	077-13 Northside Generating Station (NGS) Corrective Measures Implementation	Young	Geosyntec Consultants, Inc.	O&M	\$3,587,400.00	\$1,114,320.00	\$6,113,568.00	10/15/2018 - \$98,088.00 02/21/2019 - \$1,313,760.00	Project Completion (Estimated: September 2027)	N/A
<p>Last Awarded: 02/21/2019 For Additional Information Contact: Dan Kruck</p> <p>The contract provides engineering services related to environmental remediation of past industrial waste management practices performed pursuant to the requirements of a Resource Conservation and Recovery Act (RCRA) Corrective Action Consent Order between JEA and the Florida Department of Environmental Protection at the Northside Generating Station.</p> <p>This contract increase will fund phase 2 services consisting of design, implementation and oversight for the next five years as required by the consent order. The rates used for this contract increase have increased on average approximately 24% since the last award approval on 02/21/2019. The proposed rates were compared to current contracts, and evaluated against the approximately 36% increase in the Producers Price Index (PPI) for Engineers over the same time period and deemed reasonable. The rates may be increased annually by the PPI for Engineers if requested by the vendor.</p>											

**Consent Agenda Action**

<b>Committee Members in Attendance</b>	<b>Names</b>	<b>Ted Phillips, David Emanuel, Janie Smalley</b>
Motion by:	<b>David Emanuel</b>	
Second By:	<b>Janie Smalley</b>	
Committee Decision	<b>Approved</b>	

Award #	Type of Award	Solicitation # & Short Description/Title	VP	Awardee	Funding Source	Award Amount	Original Award Amount	New Not-to-Exceed	Amendments	Term	JSEB Participation (Y/N) If Y, then list company name(s) (% , \$ - awarded)
---------	---------------	--	----	---------	----------------	--------------	-----------------------	-------------------	------------	------	---

**Regular Agenda** (date last updated)

Award #	Type of Award	Solicitation # & Short Description/Title	VP	Awardee	Funding Source	Award Amount	Original Award Amount	New Not-to-Exceed	Amendments	Term	JSEB Participation (Y/N) If Y, then list company name(s) (% , \$ - awarded)	Action
1	Invitation to Negotiate	1411209846 Independent Audit Services	Orfano, Joe	ERNST & YOUNG U.S. LLP		\$3,142,375.00	N/A	\$3,142,375.00	N/A	Five (5) Years with One (2) - 1 Yr. Renewals Start: 08/01/2023 End: 07/31/2028	N/A	<p><b>Motion by:</b> <u>Janie Smalley</u></p> <p><b>Second by:</b> <u>David Emanuel</u></p> <p><b>Committee Decision:</b> <u>Approved</u></p>
<p>Advertised on 04/26/2023 Bid Opening 05/23/2023 Two (2) Bids Received For additional information contact: Elaine Selders</p> <p>The purpose of this solicitation is to select a Company to provide independent audit services required by JEA. Two Responses were received and evaluated on price, company experience, staff experience, and design approach. The companies also completed presentations and Ernst &amp; Young was deemed the most qualified company.</p> <p>JEA contacted the companies that did not submit and received responses stating they were unable to provide a response due to the RFP timeline/workload and another company stated the RFP was not provided to the appropriate team. The proposed rates are approximately 28% higher than the 2017 contract rates which remained firm for the term of the contract. JEA reviewed the proposed rates and deemed the increase reasonable when compared to current rates and took into consideration the annual CPI increase since 2017. The rates for the new contract will also remain fixed for the five year term. JEA Info Security has reviewed and approved this company for data sharing.</p>												

**Consent and Regular Agenda Signatures**

Budget	Name/Title	<u>Stephanie M. Nealy</u>
Awards Chairman	Name/Title	<u>Theodore B. Phillips</u>
Procurement	Name/Title	<u>JEMcCormick</u>
Legal	Name/Title	<u>Rebecca Lavis</u>

**JEA Awards Agenda**  
**July 20, 2023**  
**225 North Pearl St., Jacksonville, FL 32202 - Hydrangea Room 1st Floor**

[Teams Meeting Info](#)

**Consent Agenda**

The Chief Procurement Officer offers the following items for the JEA Awards Consent Agenda. Any item may be moved from the Consent Agenda to the Regular Agenda by a committee member asking that the item be considered separately. **All items on the Consent agenda have been approved by OGC, Budget and the Business Unit Vice President and Chief.** The posting of this agenda serves as an official notice of JEA's intended decision for all recommended actions for **Formal Purchases** as defined by **Section 3-101 of the JEA Procurement Code**. Please refer to JEA's Procurement Code, if you wish to protest any of these items.

Award #	Type of Award	Solicitation # & Short Description/Title	VP	Awardee	Funding Source	Award Amount	Original Award Amount	New Not-to-Exceed	Amendments	Term	JSEB Participation (Y/N) If Y, then list company name(s) (%), \$ - awarded)
1	Minutes	Minutes from 07/13/2023 Meeting	N/A	N/A	N/A	N/A	N/A	N/A	N/A	N/A	N/A
2	Contract Increase	1410223046 Integrated Resource Planning for Electric Generation Planning	Melendez	Black & Veatch Management Consulting, LLC	O&M	\$1,093,568.00	\$1,705,392.00	\$3,670,856.00	11/28/22 \$170,539.20  01/05/23 \$701,356.80	Project Completion (Expected: 12/31/2023)	N/A (Not expected in this Contract Increase)
	Originally Awarded: 8/19/2021 For additional information contact: Jason Behr  This request is for a contract increase in the amount of \$1,093,568.00 for the Integrated Resource Planning (IRP) Services for a new not-to-exceed amount of \$3,670,856.00. The increase is a result of the expanded scope of services included in JEA's 2030 goals which were approved by the Board of Directors on April 25, 2023. The expanded scope includes works that are required for the Florida Power Plant Siting Act (PPSA) regulatory process for commissioning a new highly efficient generating unit as a replacement for decommissioning less efficient generating unit, Northside Unit 3. The process starts with a refresh of the IRP modeling results with updated forecasts and technology costs, followed by execution of a Market Test to evaluate alternative projects to the project identified by the IRP, and preparation, submittal and defense of a Need For Power application under the PPSA. Current contract rates were used for the development of this revised scope.										
3	Piggyback/Ratification	FY24 JEA Fleet Light Duty Vehicle Capital Purchase	McElroy	Beck Auto Sales, Inc.	Capital	\$600,018.40	N/A	\$600,018.40	N/A	One-time purchase, Expected delivery 10/30/2023	N
	Piggyback Agency: City Of Tallahassee Contract #5180 with Beck Auto Sales, Inc., Contract Term: Start Date 01/01/2022, Three (3) Years w/ One (1) - 2 Yr. Renewal For additional information contact: Eddie Bayouth  This Piggyback/Ratification is for the purchase of twelve (12) vehicles for FY24 for JEA Fleet. JEA is Piggybacking off of the City of Tallahassee contract with Beck Auto Sales, Inc. since the vehicles are currently on their lot and are available once JEA upfits are complete (lighting, safety features, etc) which is estimated to be ninety to one hundred twenty (90-120) days. This is a full ratification because JEA needed to provide a purchase order to not lose the vehicles, and it was confirmed ahead of time there were funds in the capital budget.  Six (6) of these vehicles are for W/WW Replacement for a total of \$307,921.92, three (3) are for Electrical Expansion for a total of \$143,367.10, and three (3) are for Electrical Replacement for a total of \$148,729.38 for a grand total of \$600,018.40 for FY24 Capital Purchases.  The Ford F150 4x2 hybrids are priced at around \$53K vs \$54K we paid for the FY23 purchase. This is not a true apples to apples comparison as these are hybrid and we have bought regular engines, but in line with what we paid for the FY23. For the Ford F150 4x4, there is a \$200 difference between the price we paid for FY23 and these units. The Explorer SUV is priced the same as the previous two (2) we have purchased from Beck this year. In light of the fact that the prices are approximately the same as what JEA paid for the FY23 purchases, the purchase prices are deemed justifiable.										
4	Contract Increase/Ratification	RFQ105278 Mitsubishi Dead Tank Breaker (GCBAR002) Spot Buy for Inventory Stock	McElroy	Mitsubishi Electric Power Products, Inc.	Inventory Blanket Account	\$857,456.00	\$214,364.00	\$1,071,820.00	N/A	One-time purchase (Expected: 04/30/2025)	N
	Original Award: Informal 06/08/2023 For Additional Information Contact: Eddie Bayouth  This Contract Increase/Ratification is for the purchase of eight (8) additional Mitsubishi Dead Tank Breakers (GCBAR002). Mitsubishi is the only approved manufacturer for item GCBAR002. Two (2) breakers were originally ordered on 06/08/2023 for inventory stock. After the initial order was placed, the need for an additional eight (8) breakers was identified for use in the Kennedy Control House Rebuild (Phase 2). Because of the extremely long lead times of over ninety (90) weeks, and the need to have these breakers delivered in Q2 of FY25, the decision was made to place the order for the additional eight (8) breakers and get the order in the Mitsubishi queue. Once in the queue, if any production slots open up, the items may be expedited.										
5	ITN	1411001246 Licensing, Implementation, and Support of a Utility Consumption Tracker Solution	Stultz	Utility Consumer Analytics, Inc.	Capital & O&M	\$1,997,250.00	\$1,997,250.00	\$1,997,250.00	N/A	Five (5) Years w/ One (1) - 1 Yr. Renewal Start: 10/01/2023 End: 09/30/2028	N/A
	Advertised on 11/28/2022 Bid Opening 01/18/2023 Seven (7) Bids Received Two (2) Bids Disqualified For additional information contact: Nicholas Dambrose  The Responses were evaluated on price, company experience, professional staff experience, ability to meet the business requirements, and design approach and work plan. Best and Final Offers were solicited, and Utility Consumer Analytics (UCA) is deemed the highest ranking responsible and responsive Respondent.  This request is for \$1,997,250.00 for five (5) years of JEA's Tracker Solution for its customer usage. This solution provides modern, easy-to-use platform for JEA customers to view, track and trend their utility consumption through various JEA owned digital channels such as the jea.com website (current) and mobile app (forthcoming). The solution helps JEA customers better understand their consumption habits. It gives JEA customers the tools, tips and guidance to take control of the utilities they use and ensure a positive customer experience.  UCA is the incumbent provider, and its proposed new contract pricing is very competitive. In addition, UCA received high rankings for its Design Approach and Workplan and its live demonstration of its proposed solution. It has performed well for JEA in the past. JEA's current solution is no longer being maintained and is being replaced in its entirety by UCA's proposed solution with enhanced functionalities.  The award of this contract was delayed because of steering committee reviews and business priorities. JEA revised the implementation start date of this contract to be 01/01/2024 and is estimated to be completed 07/01/2024. UCA has accepted this revised implementation timeline and agreed to maintain all submitted bid terms and conditions. When compared to the existing contract, UCA's new rates for licensing services increased twenty-five (25%) percent from \$0.36 per license to \$0.45 per license.  The new rates will be fixed throughout the first three (3) years of the five (5) year term. Thereafter, if requested, a price increase may be negotiated in accordance with the Consumer Price Index (CPI) for the renewal term. The award amount is within budget and shall begin next fiscal year.										
	Contract Increase	062-19 Water/Wastewater Capital Program Management	Melendez	Jacobs Engineering Group, Inc.	Capital, O&M	\$1,760,185.00	\$10,354,970.00	\$46,789,158.00			

Award #	Type of Award	Solicitation # & Short Description/Title	VP	Awardee	Funding Source	Award Amount	Original Award Amount	New Not-to-Exceed	Amendments	Term	JSEB Participation (Y/N) If Y, then list company name(s) (%; \$ - awarded)
6	Last Awarded 10/27/2022 For Additional Information Contact: Dan Kruck								03/05/2020 - \$11,762,643.00 03/25/2021 - \$7,048,749.00 04/14/2021 - (\$5,354,716.00) 09/09/2021 - \$3,145,619.00 02/17/2022 - \$6,724,253.00 10/13/2022 - \$9,238,061.00 10/27/2022 - \$1,754,627.00 03/01/2023 - \$354,767.00	Five (5) Years w/Two (2) - 1 Yr. Renewals Start: 07/01/2019 End: 06/30/2024  Two (2) - 1 Yr. Renewals Remaining	N/A Each task order under this contract will be reviewed and given a JSEB requirement prior to it being issued to the contractor.
7	Request for Proposal (RFP)	1411214646 Protection and Controls Cabinet Manufacturing	Melendez	KEMCO Industries, LLC	Capital	\$10,238,879.00	N/A	N/A	N/A	Five (5) Years, w/ Two (2) - 1 Yr. Renewals Start: 7/30/2023 End: 6/29/2028	N
	Advertised: 04/14/2023 Bid Opening: 05/23/2023 Five (5) Proposals Received For additional information contact: Rodney Lovgren										
	The purpose of this Request for Proposal (the "RFP") is to select a Supplier that can provide the fabrication, manufacturing, testing, delivery and installation of new relay panels for various JEA system protection and control projects. Proposals were evaluated on the basis of; Price, Design & Work Approach and Experience. Kemco was the lowest priced and highest evaluated Proposal.  Due to market conditions, JEA has changed the pricing approach to a combination of fixed price with an annual CPI adjustment (capped at 4%) for overall cabinet manufacturer with a cost plus component on relay supply, this benefits the business unit in managing costs and invoicing as well as will provide more consistency in forecasting budgets for future spend. Considering the range of the proposals received proposal price is deemed reasonable.										
8	Request for Proposal (RFP)	1411221846 NGS No. 6 Fuel Heat Trace Project	Melendez	BrandSafway Solutions LLC	Capital	\$1,434,276.00	N/A	N/A	N/A	Project Completion (Q1, 2024)	N
	Advertised: 04/20/2023 Bid Opening: 06/20/2023 Three (3) Proposals Received For additional information contact: Rodney Lovgren										
	At JEA Northside Generating Station (NGS), the fuel oil piping in the fuel oil storage containment area (tank farm) currently has steam tracing and insulation that requires demolition & replacement by the Contractor. After the demolition, the Contractor is responsible to install new electric heat tracing and insulation to all the fuel oil piping. JEA evaluated the companies based on price, work approach and experience. Brandsafway was deemed highest evaluated response. The award amount is 4.8% less than Budget Estimate and is deemed reasonable. The award is less than the Bid Amount, due to JEA not awarding the optional multiple Mobilization fee, at this time, since multiple mobilizations may not be required, depending on system piping conditions. The Award has a 10% SWA to cover contingency.										
9	Change Order	1410844646 Provision of Managed Services for Service Desk, Help Desk, Desktop Support, and Network Operations Center	Datz	Emtec, Inc.	O&M	\$854,520.00	\$5,539,000.00	\$6,393,520.00	N/A	Five (5) Years with One (1) - 1 Yr. Renewal Start: 01/01/2023 End: 12/31/2027	N/A
	Originally Awarded: 12/15/2022 For additional information contact: Nathan Woyak										
	This request is a change order for \$854,520.00 for an increase in scope for as needed rate based project work requiring additional professional services as needed under the same service category throughout the term of the contract to allow scalability. The additional professional services rates were compared with the State of Florida contract and deemed competitive.  The scope of work continues to provide JEA's Service Desk (Help Desk, Desktop Support including hardware refresh, and Network Operations Center Services). The services requested are intended to augment our existing Information Technology Services staff. The Tier 1 support team, Help Desk will operate 24x7 completing remote incident and request resolution. Tier 2 support team, Desktop Support Technicians will be required to respond to various locations throughout Jacksonville, FL. A work location will be provided for the desktop technicians inside JEA's major facilities.										
10	Piggy Back - GSA	Cohesity DataProtect - Licensing and Support	Datz	CDWG, Inc.	Capital	\$3,599,225.00	\$3,599,225.00	\$3,599,225.00	N/A	Three (3) Years Start: 08/01/2023 End: 07/31/2026	N/A
	For additional information contact: Nickolas Dambrose										
	This award piggybacks off of the public contract #OMNIA ESCR4 R210401 Tech Sol. Products/Services with CDWG which was competitively bid in 2019. This request is for a three (3) year subscription and accompanying software support for Cohesity DataProtect services. JEA's current backup systems include AvePoint, AvePoint Cloud(M365), Catalyst Object Backup, OCI (Only Oracle EBS currently) and Commvault with multiple, onsite HPE StoreOnce Appliances as the primary data repository with the exception of the cloud based services. The varied existing backup solutions other than Cohesity are disjointed in administration and limited in capability. In order to mitigate these deficiencies, the new Cohesity Platform has been chosen.  This project will build out the new hybrid-cloud infrastructure and consolidate all existing backup platforms into the single solution. It is expected to take the remainder of FY23 and all of FY24 for full deployment and conversion of all backup systems. The price for the licensing and support has been fixed for three years. When compared to the average annual increase, JEA saves four(4%) percent on the three year duration of this award. In addition, upon expiration of this award if JEA chooses to renew this award, the same pricing will be fixed for an additional three (3) years. The award amount is within budget and shall be capitalized and FY23. JEA utilized the GSA contract because the pricing is competitive and for improved speed to market.										

Award #	Type of Award	Solicitation # & Short Description/Title	VP	Awardee	Funding Source	Award Amount	Original Award Amount	New Not-to-Exceed	Amendments	Term	JSEB Participation (Y/N) If Y, then list company name(s) (%; \$ - awarded)
11	Contract Increase	1410621046 Galvanized Pipe Program Construction Services	Vu	Petticoat Schmitt Civil Contractors Inc.	Capital	\$8,008,000.00	\$7,000,000.00	\$15,008,000.00	None	Five (5) Years w/ Two (2) - 1 Yr. Renewals Start: 08/01/2022 End: 07/31/2027	Task Order Based, Future Task Orders will be reviewed for JSEB requirements prior to being issued to vendors.
	Last Awarded On: 06/30/2022 For Additional Information Contact: David King  Petticoat-Schmitt was one of three contractors awarded unit price contracts for capital projects Petticoat-Schmitt developed through the Galvanized Pipe Replacement Program. Projects in this program replace existing water mains that have reached the end of their useful lives and are being proactively replaced to maintain service to JEA customers.  Unit prices have not increased since the contract start date. This contract increase is necessary for covering planned work until the end of the contract term.										
12	Developer Agreement	N/A - 2020-3267 2020-3267 Seaton Creek	Melendez	Lennar Homes, LLC / Jax Dirtworks, Inc.	Capital	\$2,340,810.76	N/A	\$2,340,810.76	N/A	Project Completion (Estimated February 2024)	N/A - Cost Participation
	Three (3) Bids Received by the Developer For Additional Information Contact: David King  This is a private development project where JEA has identified improvements consistent with the JEA Cost Participation Policy and as such are eligible for reimbursement.  The developer has followed JEA procurement directives by advertising and awarding to the lowest responsible bidder. The solicitation was advertised, and a pre-bid meeting was held on 09/16/2022. The developer requested bids for all the utility work and the project below the JEA estimate of \$2,612,728.60. The JEA estimate included the material, labor, and equipment. JEA is reimbursing in accordance with the cost participation policy and the bid amount is deemed reasonable. The Seaton Creek project (Aval. No. 2020-3267) will support the overall Seaton Creek Reserve Development which will consist of 800 single family residential units. This project is located within the District 2 (Cedar Bay Sewer Basin and the North Water Grid. Upon completion of the Northwest WRF, the sewer flows from this development will be redirected to the Northwest WRF. The project elements are comprised as follows: Install 2,760 feet of 16" transmission water main (44% JEA participation) and upsized onsite master lift station to a Class III lift station with a 1,600 gpm capacity.										
13	RFP	1411026646 Lead and Copper Rule Revisions (LCRR) Development and Implementation Program	Young	CDM Smith, Inc.	Capital, O&M	\$2,533,680.00	N/A	\$2,533,680.00	N/A	Five (5) Years w/ Two (2) - 1 Yr. Renewals Start: 08/03/2023 End: 08/02/2028	N/A - Optional
	Advertised: 12/21/2022 Opened: 01/31/2023 Two (2) Proposals Received Public Evaluation Meeting: 03/02/2023 For Additional Information Contact: Dan Kruck  The scope of work for this contract includes the development and implementation of a lead service line (LSL) database inventory and LSL Replacement program, program management, sampling and regulatory coordination, rule interpretation and overall compliance support with the requirements of the Lead Copper Rule Revision for JEA's water system which includes more than 400,000 water services connections.  JEA contacted vendors that did not submit and they stated it was a specialty engineering/software regulatory work that did not fit their services offered. JEA reviewed the proposed cost and deemed them reasonable when compared to current contracts. JEA IT security has reviewed the software component of the contract and has approved via an exception form.										
14	Invitation for Bid	1411251846 Generators FY24	McElroy	Zabatt Power Systems ACF Standby Systems, Inc.	Capital	\$3,701,187.85 \$716,334.00	N/A	\$3,701,187.85 \$716,334.00	N/A	Project Completion (Estimated: July 2024)	N/A - Optional
	Advertised: 05/25/2023 Opened: 07/06/2023 Three (3) Bids Received. For Additional Information Contact: Darriel Brown  The scope of work for this contract is to obtain generator supply and installation services at the various locations detailed in the document titled Appendix B - Bid Workbook for lift stations throughout JEA's service territory (Duval, St. Johns, and Nassau counties).  All Bidders have been pre-qualified by Facilities to provide generator equipment and installation services to JEA. The Bid Workbook requested pricing for fifteen (15) locations; each being unique with different size and site requirements. Zabatt was the lowest bidder for thirteen (13) of the sites and ACF was the lowest bidder for two (2) of the sites. The pricing was compared to previous bids and deemed reasonable. The award amount for remainder FY23 is listed at \$0.00 as all spend is planned for FY24.										
15	Invitation to Negotiate (ITN)	1411180646 Heavy Duty Vehicle Maintenance	McElroy	Cumberland International Trucks Kenworth of Jacksonville, Inc. Tom Nehl Truck Company Ring Power Corporation	O&M	\$882,578.61 \$1,714,004.94 \$2,281,278.27 \$1,808,202.09	N/A	\$6,686,063.91	N/A	Three (3) Years, w/ Two (2) - 1 Yr. Renewals Start: 08/01/2023 End: 07/31/2026	N
	Advertised: 03/24/2023 Optional Pre-bid: 03/30/2023 Responses Opened 04/18/2023 Negotiation sessions conducted: 06/01/2023 BAFO responses opened: 06/13/2023 For additional information: Eddie Bayouth  This Invitation to Negotiate (the "ITN") is for the maintenance and repair services for JEA's Heavy Duty Vehicle Fleet. Services include: preventative maintenance, corrective maintenance, yard checks, road calls to support JEA operations and ad-hoc services. 254 Heavy Duty Vehicles and 18 VaJet assets will be included in this program.										

Award #	Type of Award	Solicitation # & Short Description/Title	VP	Awardee	Funding Source	Award Amount	Original Award Amount	New Not-to-Exceed	Amendments	Term	JSEB Participation (Y/N) If Y, then list company name(s) (% S - awarded)
---------	---------------	--	----	---------	----------------	--------------	-----------------------	-------------------	------------	------	--

**Consent Agenda Action**

Committee Members in Attendance	Names	<b><u>Ted Phillips, Mark Stultz, David Emanuel</u></b>
---------------------------------	-------	--

Motion by:	David Emanuel
------------	---------------

Second By:	Mark Stultz
------------	-------------

Committee Decision	Approved
--------------------	----------

**Consent and Regular Agenda Signatures**

Budget	Name/Title	<u>Stephanie M Healy</u>
Awards Chairman	Name/Title	<u>Theodore B Phillips</u>
Procurement	Name/Title	<u>JAM</u>
Legal	Name/Title	<u>Rebecca Lavis</u>



# Award #2 07/27/23 Supporting Documentation

1411221646 Appendix B - Bid Forms  
NGS Unit 2 – Grid Floor Refractory Hydro-Demolition

Submit the Response an electronic pdf in accordance with the procedures in the solicitation

Company Name: THOMPSON INDUSTRIAL SERVICES, LLC

Company's Address: 104 N. MAIN STREET, SUMTER, SC 29150

License Number: M06000001850

Phone Number: 704-512-9029 FAX No: \_\_\_\_\_ Email Address: THARRY@THOMPSONIND.COM

**BID SECURITY REQUIREMENTS**

- None required
- Certified Check or Bond Five Percent (5%)

**TERM OF CONTRACT**

- One Time Purchase
- Term - Five (5) Years w/Two (2) – 1Yr Renewals
- Other, Specify - Project Completion

**SAMPLE REQUIREMENTS**

- None required
- Samples required prior to Bid Opening
- Samples may be required subsequent to Bid Opening

**SECTION 255.05, FLORIDA STATUTES CONTRACT BOND**

- None required
- Bond required 100% of Bid Award

**QUANTITIES**

- Quantities indicated are exacting
- Quantities indicated reflect the approximate quantities to be purchased Throughout the Contract period and are subject to fluctuation in accordance with actual requirements.

**INSURANCE REQUIREMENTS**

**Insurance required**

**PAYMENT DISCOUNTS**

- 1% 20, net 30
- 2% 10, net 30
- Other \_\_\_\_\_
- None Offered

#	ENTER YOUR BID FOR THE FOLLOWING DESCRIBED ARTICLES OR SERVICES:	TOTAL BID PRICE
1	Mobilization	\$45,995
2	Refractory Hydro-Demolition	\$663,474
3	Containment & Dewatering	INCLUDED IN LINE 2
4	Offsite Disposal of Debris	N/A
<b>Total Bid Price (Sum of Lines 1 to 4)</b>		<b>\$709,469</b>

**I have read and understood the Sunshine Law/Public Records clauses contained within this solicitation. I understand that in the absence of a redacted copy my proposal will be disclosed to the public "as-is".**

**BIDDER CERTIFICATION**

By submitting this Bid, the Bidder certifies that it has read and reviewed all of the documents pertaining to this Solicitation, that the person signing below is an authorized representative of the Bidding Company, that the Company is legally authorized to do business in the State of Florida, and that the Company maintains in active status an appropriate contractor's license for the work (if applicable). The Bidder also certifies that it complies with all sections (including but not limited to Conflict Of Interest and Ethics) of this Solicitation.

We have received addenda

1 through 1

  
Handwritten Signature of Authorized Officer of Company or Agent

5/22/2023  
Date

Mike Bertram, Senior Vice President  
Printed Name and Title

# Award #2 07/27/23 Supporting Documentation

1411221646 Appendix B - Bid Forms  
NGS Unit 2 – Grid Floor Refractory Hydro-Demolition

## LIST OF SUBCONTRACTORS

**None**

JEA Solicitation Number \_\_\_\_\_ requires certain major Subcontractors be listed on this form, unless the work will be self-performed by the Company.

The undersigned understands that failure to submit the required Subcontractor information on this form will result in bid rejection, and the Company agrees to employ the Subcontractors specified below: (Use additional sheets as necessary)

Note: This list of Subcontractors shall not be modified subsequent to bid opening, without a showing of good cause and the written consent of JEA.

Type of Work	Corporate Name of Subcontractor	Subcontractor Primary Contact Person & Telephone Number	Subcontractor's License Number (if applicable)	Percentage of Work or Dollar Amount
--------------	---------------------------------	---	--	-------------------------------------

N/A

Signed: \_\_\_\_\_

Company: \_\_\_\_\_

Address: \_\_\_\_\_

Date: \_\_\_\_\_

# Award #2 07/27/23 Supporting Documentation

1411221646 Appendix B - Bid Forms  
NGS Unit 2 – Grid Floor Refractory Hydro-Demolition

## LIST OF JSEB SUBCONTRACTORS

NONE

The following JSEB Subcontractors will be utilized in fulfilling the terms and conditions of a Project Authorization arising from award of JEA - \_\_\_\_\_. I (We) the undersigned understand that failure to submit said information will result in bid rejection. I (We) will employ the JSEB Subcontractors specified below: (Use additional sheets as necessary)

Class of Work (Category) Dollar Amount	Name of JSEB Contractor (Indicate below)	Percentage of Total Job or

N/A

Signed: [Signature]

Company: THOMPSON INDUSTRIAL SERVICES LLC

Address: 104 N. MAIN ST. SUMMER, SC

Date: 5/22/2023

Note: This list shall not be modified subsequent to bid opening without a showing of good cause and the written consent of the JEA.



## VENDOR CONFLICT OF INTEREST DISCLOSURE FORM INSTRUCTIONS

Vendors shall not try to gain an unfair competitive advantage or influence the ability of JEA officers and employees to make impartial and objective decisions on behalf of JEA.

All vendors interested in conducting business with JEA must complete and return the Vendor Conflict of Interest Disclosure Form found on the following page in order to be eligible to be awarded a contract with JEA. Please note that all vendors are subject to comply with JEA's conflict of interest policies provided below.

1. No JEA officer (e.g., JEA Board member and elected City official) or employee has an ownership interest of more than 5% in vendor's company.
2. No JEA officer or employee is an officer, director, partner or proprietor of vendor's company.
3. No JEA officer or employee is employed by or being considered for employment by vendor's company.
4. No JEA officer or employee work as a consultant or has a contractual relationship with vendor's company.
5. No JEA officer or employee will derive a personal financial gain or loss from this contract.
6. No relative of a JEA officer of employee will derive a personal financial gain or loss from this contract. (Relatives include a father, mother, son, daughter, husband, wife, brother, sister, father-in-law, mother-in-law, son-in-law, or daughter-in-law.)

If a vendor has one or more relationships with a JEA officer or employee or a relative of a JEA officer or employee that meets the criteria described above, then the vendor shall disclose the information by completing the Conflict of Interest Form on the following page.

A handwritten signature in blue ink is located in the bottom right corner of the page.

# Award #2 07/27/23 Supporting Documentation

1411221646 Appendix B - Bid Forms  
NGS Unit 2 – Grid Floor Refractory Hydro-Demolition



## CONFLICT OF INTEREST DISCLOSURE FORM

*Disclosing a potential conflict of interest does not disqualify vendors. In the event vendors do not disclose potential conflicts of interest, and they are detected by JEA, vendor may be **disqualified** from doing business with JEA.*

*Questions about this form? Contact (JEA, Buyer)*

**NONE**

JEA Bid/Solicitation/Contract Number:  1411221646	Name of JEA Employee(s) Working on Vendor's Current Contract(s) with JEA:
Vendor Name: <b>THOMPSON INDUSTRIAL SERVICES, LLC</b>	Vendor Phone:
Vendor's Authorized Representative Name and Title: <b>MIKE BERTRAM, SVP</b>	Authorized Representative's Phone:
<b>NAME(S) OF JEA EMPLOYEE(S) / PUBLIC OFFICER(S) WITH POTENTIAL CONFLICT OF INTEREST</b>	
Name of JEA public officer(s), employee(s), or relatives with whom there may be a potential conflict of interest. If more than five, attach a second form.	Relationship of JEA public officer(s)/employee(s) and/or relative(s) to vendor's company from list above (e.g. 1(a), 2, etc.). Please list all that apply:
1.	
2.	
3.	
4.	
5.	
<input checked="" type="checkbox"/> Vendor has no conflict of interest to report.  <input checked="" type="checkbox"/> Vendor hereby declares it has not and will not provide gifts or hospitality of any dollar value or any other gratuities to any JEA officer or employee to obtain or maintain a contract.  <input checked="" type="checkbox"/> I certify that this Conflict of Interest Disclosure has been examined by me and that its contents are true and correct to my knowledge and belief and I have the authority to so certify on behalf of the Vendor.	
Vendor's Authorized Representative Signature: 	Date: <b>5/22/2023</b>

# Award #2 07/27/23 Supporting Documentation

1411221646 Appendix B - Bid Forms  
NGS Unit 2 -- Grid Floor Refractory Hydro-Demolition  
**FOR JEA USE ONLY IF CONFLICT NOTED**

This form has been reviewed by:

Name of JEA Ethics Officer:	Signature:	Date:
Note:		



1410931446-23 EPR Cable Solicitation Bid Analysis																Not on Bid - Equivalent Contracted															
JEA Item ID	Item Description	Mfg. Name & Mfg. Part Number	Gresco						SOUTHWIRE						Stuart C. Irby					Southwire TR-XLPE		Other TR-XLPE									
			Quoted Mfg. & Part Number	UOM	Estimated One (1) Year Usage	Quoted Unit Price	One (1) Year Proposed Bid Price	Lead Time: In Calendar Days After Receipt of Order	Contractual Minimum Order Quantities	Quoted Mfg. & Part Number	UOM	Estimated One (1) Year Usage	Quoted Unit Price	One (1) Year Proposed Bid Price	Lead Time: In Calendar Days After Receipt of Order	Contractual Minimum Order Quantities	Quoted Mfg. & Part Number	UOM	Estimated One (1) Year Usage	Quoted Unit Price	One (1) Year Proposed Bid Price	Lead Time: In Calendar Days After Receipt of Order	Contractual Minimum Order Quantities	Price	Lead-time	Price	Lead-time	% more			
CAICL101	CABLE, 10, 28 KV, SINGLE CONDUCTOR, AL, EPR "URD" 5,000 FT. MINIMUM PER REEL. IF UNAVAILABLE SEE CAICL001 (SHIP TO: 2325 EMERSON ST., JAX., FL 32207)	FALSE	PRYSMIAN CABLE & SYSTEMS 20127688XE	FT	325,000	\$ 6.97	\$ 2,265,250.00	280	10000	SOUTHWIRE CO. ORDER BY JEA SPEC.	FT	325,000	\$ 4.54	\$ 1,477,082.48	224	10,000'	OKONITE ORDER BY JEA SPEC.	FT	325,000	\$ 4.47	\$ 1,452,750.00	385	30000	\$ 4.29	224	\$ 4.35	180	4.2%			
CAICL102	CABLE, 10, 28 KV, THREE CONDUCTOR, AL, EPR "URD" NO EYES, 1,500 FEET MINIMUM PER REEL. IF UNAVAILABLE SEE CAICL002 (SHIP TO: 2325 EMERSON ST., JAX., FL 32207)	KERITE ORDER BY JEA SPEC OKONITE ORDER BY JEA SPEC PRYSMIAN CABLE & SYSTEMS 20127686XE SOUTHWIRE CO. ORDER BY JEA SPEC	PRYSMIAN CABLE & SYSTEMS 20127686XE	FT	123,000	\$ 17.50	\$ 2,152,500.00	280	10000	SOUTHWIRE CO. ORDER BY JEA SPEC	FT	123,000	\$ 11.53	\$ 1,417,785.66	252	10,000'	OKONITE ORDER BY JEA SPEC	FT	123,000	\$ 11.19	\$ 1,376,370.00	385	10500	\$ 10.44	280	\$ 9.86	180	13.4%			
CAICL111	CABLE, 1000 KCM, 28 KV, SINGLE CONDUCTOR AL, EPR, NO EYES, 1,000 FEET MINIMUM PER REEL. IF UNAVAILABLE SEE CAICL011 (SHIP TO: 2325 EMERSON ST., JAX., FL 32207)	KERITE SEE JEA SPEC OKONITE SEE JEA SPEC PRYSMIAN CABLE & SYSTEMS 20127687XE SOUTHWIRE CO. SEE JEA SPEC	PRYSMIAN CABLE & SYSTEMS 20127687XE	FT	63,000	\$ 20.13	\$ 1,268,190.00	280	10000	SOUTHWIRE CO. SEE JEA SPEC	FT	63,000	\$ 12.34	\$ 777,149.71	224	10,000'	OKONITE SEE JEA SPEC	FT	63,000	\$ 13.12	\$ 826,560.00	385	10000	\$ 11.04	224	\$ 11.60	180	11.7%			
CAICL113	CABLE, 750 KCM, 15 KV, SINGLE CONDUCTOR, CU, EPR, POWER SHIELDED, NO EYES 1000 FEET MINIMUM REEL (1 EACH = 1 FOOT)	KERITE OBD OKONITE OBD PRYSMIAN CABLE & SYSTEMS OBD SOUTHWIRE CO. ORDER BY SPEC	PRYSMIAN CABLE & SYSTEMS OBD	EA	1,000	\$ 18.75	\$ 18,750.00	280	10000	SOUTHWIRE CO. ORDER BY SPEC	EA	1,000	\$ 23.14	\$ 23,137.03	224	10,000'	OKONITE OBD	EA	1,000	\$ 42.79	\$ 42,790.00	385	10000	\$ 23.90	280	\$ 30.36	180	-3.2%			
CAICL115	CABLE, 350 KCM, 28KV, SINGLE CONDUCTOR, CU, EPR, JACKETED WITH PULLING EYE, 1000 FEET MINIMUM REEL	KERITE ORDER BY SPEC OKONITE ORDER BY SPEC PRYSMIAN CABLE & SYSTEMS ORDER BY SPEC SOUTHWIRE CO. ORDER BY SPEC		EA	1,000	\$ -	\$ -			SOUTHWIRE CO. ORDER BY SPEC	EA	1,000	\$ 13.20	\$ 13,204.43	224	10,000'	OKONITE ORDER BY SPEC	EA	1,000	\$ 29.61	\$ 29,610.00	385	1000								
CAICL120	CABLE, 10, 28 KV, THREE CONDUCTOR, CU, EPR, POWER CONCENTRIC NEUTRAL "URD" NO EYES, 1,500 FEET MINIMUM REEL	KERITE ORDER BY SPEC OKONITE ORDER BY SPEC PRYSMIAN CABLE & SYSTEMS ORDER BY SPEC SOUTHWIRE CO. ORDER BY SPEC	PRYSMIAN CABLE & SYSTEMS ORDER BY SPEC	FT	6,000	\$ 27.00	\$ 162,000.00	280	10000	SOUTHWIRE CO. ORDER BY SPEC	FT	6,000	\$ 12.87	\$ 77,218.48	252	10,000'	OKONITE ORDER BY SPEC	FT	6,000	\$ 21.60	\$ 129,600.00	385	3000			\$ 15.38	180	-16.3%			
<b>\$ 10,750.00</b>																<b>\$ 867,572.62</b>					<b>\$ 2,828,120.00</b>										
<b>Total</b>																<b>\$ 3,715,442.62</b>															

ID	Description	Reel length tol.	Gresco Prysmian					Irby Okonite		Southwire		Delta from original specifications	Delta from Amount offered by Southwire
			From JEA	From JEA	Packaging/Reel	Max Length (feet)	Best Case	Reel Size	Feet	Reel Size	Feet		
			(-0%/+10%)	Original Spec MAX Reel size	Updated	info on	(+0% tolerance)						
			(FL X OW)	MAX Reel size	Quote: PRYSMIAN								
CAICL101	28 kv - 1/C - 1/0 AWG AL	5000	72 X 48	72 X 45	NH 72x36x28	5300	72X36X36 LW / 41.5" width	4574	72x45	4500	426	-74	
CAICL102	28 kv - 3-1/C Parallel - 1/0 AWG AL	1500	72 X 48	72 X 45	72x36x28	1500	72X36X36 LW / 41.5" width	1346	72x45	1400	154	54	
CAICL111	28 kv - 1/C - 1000 kcmil AL	1000	72 X 36	72 X 36	72x36x28	1650	72X36X36 LW / 41.5" width	1400	72x36	1000	0	0	
CAICL113	15 kv - 1/C - 750 kcmil CU	1000	## X ##	72 X 36	50x32x24	1000	50X32X24 NR / 36" width	1000	72x36	1000	0	0	
CAICL115	28 kv - 1/C - 350 kcmil CU	1000	## X ##	72 X 36	Did not quote				72x36	1000	0	0	
CAICL120	28 kv - 3-1/C Parallel - 1/0 CU	1500	## X ##	72 X 45	72x36x28	1500	72X36X36 LW / 41.5" width	1346	72x45	1500	0	0	

Award #4 07/27/23 Supporting Documentation

ITEM	FY23	FY24	FY25	FY26	FY27	FY28	FY29	Total	BPA Pricing	Total Cost
VCBAR002										
Breaker Replacement Projects	ON PO	ON PO	13	19	16	20		68	34207	\$2,326,076.00
Other Projects				25	16	16		57	34207	\$1,949,799.00
Warehouse Replenishment				4	4	4	4	16	34207	\$547,312.00
Annual Forecast			13	48	36	40	4			
Price adjusted annually by 6.5%			\$ 34,207.00	\$ 36,430.46	\$ 38,798.43	\$ 41,320.33	\$ 44,006.15			
Total			\$ 444,691.00	\$ 1,748,661.84	\$ 1,396,743.64	\$ 1,652,813.31	\$ 176,024.62			
							Total Needed	<b>141</b>	Amt Needed	\$4,823,187.00

**\$5,418,934.42**

Amt Agreeded \$3,028,536.00

Amt Agreeded \$3,028,536.00

Amt Released \$2,999,795.00

Amt Released \$2,999,795.00

Amt Remaining \$28,741.00

Amt Remaining \$28,741.00

C/O Amount **\$4,794,446.00**

**C/O Amount w/adjusted pricing VCBAR002 \$5,390,193.42**

**Contract Amendment w/adjusted pricing VCBAR003 \$ 1,077,886.51**  
**Total Award amount \$ 6,468,079.93**

**Original Award \$3,028,536.00**

**New NTE \$9,496,615.93**



Award #4 07/27/23 Supporting Documentation

VCBAR003	FY23	FY24	FY25	FY26	FY27	FY28	FY29	Total	Last Paid Price	Total Cost
Breaker Replacement Project	ON PO	ON PO	12	4	1	3	0	20	41100	822000
Warehouse Replenishment				1	1	1	1	4	41100	164400
Expected Price			\$ 41,922.00	\$ 44,646.93	\$47,548.98	\$ 50,639.66	\$ 53,931.24			
			\$503,064.00	\$223,234.65	\$95,097.96	\$202,558.66	\$ 53,931.24	<b>24</b>		<b>\$986,400.00</b>

W/adjusted pricing \$ 1,077,886.51

BAFO BID RESPONSE WORKBOOK			
ITN 1411247446 DECOMMISSIONING AND DISPOSAL OF SCRAP ELECTRICAL EQUIPMENT	TCI of Alabama	Sunbelt Solomon	Emerald Transformers
<b>EVALUATION TOTAL</b>			
DISPOSAL COST (Cost to JEA)	\$ 8,389.64	\$ 100,462.50	\$ 72,682.12
FILLED TRANSFORMERS (payable to JEA)	\$ 317,069.72	\$ 199,694.93	\$204,867.15
EMPTY TRANSFORMERS (payable to JEA)	\$ 109,622.97	\$ 50,758.61	\$ 65,210.83
<b>TOTAL (ESTIMATED PRICE PAID TO JEA BASED ON PROVIDED FORECASTS)</b> <b>Enter this Amount on the Bid Form Page 1</b> ** Note this amount is for evaluation purposes only and is not an actual payment to JEA *** Actual Payments to JEA will be based on the itemized percentages and prices Payable to JEA per the applicable indices and contract terms	<b>\$ 418,303.05</b>	<b>\$ 149,991.04</b>	<b>\$ 197,395.86</b>
<b>Three Year Total</b>	<b>\$ 1,254,909.15</b>	<b>\$ 449,973.12</b>	<b>\$ 592,187.59</b>

BAFO - BID RESPONSE WORKBOOK ITN 1411247446 DECOMMISSIONING AND DISPOSAL OF SCRAP ELECTRICAL EQUIPMENT				TCI of Alabama		Sunblet Solomon		Emerald Transformer			
SECTION I - DISPOSAL COST											
ITEM	PCB CATEGORY	ANNUAL ESTIMATED QUANTITIES	UNIT	COST	COST TO JEA	COST	COST TO JEA	COST	COST TO JEA		
Example	Example	Quantity (Q)	UOM	(C)	Q*C = CJEA	(C)	Q*C = CJEA	(C)	Q*C = CJEA		
Transformers (Pole and Pad 3-Phase Pads)	>50< 500 ppm (full or empty)	22000	per pound	\$ 0.07	\$ 1,540.00	\$ 0.97	\$ 21,340.00	\$ 0.61	\$ 13,420.00		
	< 50 ppm	5000	per pound	\$ 0.12	\$ 600.00	\$ 0.60	\$ 3,000.00	\$ 0.59	\$ 2,950.00		
Oil Switches	50-499 ppm	2	per pound	\$ 0.27	\$ 0.54	\$ 0.91	\$ 1.82	\$ 0.72	\$ 1.44		
	> 500 ppm	2	per pound	\$ 0.37	\$ 0.74	\$ 2.68	\$ 5.36	\$ 1.47	\$ 2.94		
PT/CT/CCVT	< 50 ppm	9000	per pound	\$ 0.12	\$ 1,080.00	\$ 0.48	\$ 4,320.00	\$ 0.59	\$ 5,310.00		
	50-499 ppm	2	per pound	\$ 0.37	\$ 0.74	\$ 0.53	\$ 1.06	\$ 0.72	\$ 1.44		
	> 500 ppm	2	per pound	\$ 0.57	\$ 1.14	\$ 1.54	\$ 3.08	\$ 1.47	\$ 2.94		
Oil Circuit Breakers (without bushings)	< 50 ppm	2	per pound	\$ 0.12	\$ 0.24	\$ 0.45	\$ 0.90	\$ 0.59	\$ 1.18		
	50-499 ppm	2	per pound	\$ 0.27	\$ 0.54	\$ 0.59	\$ 1.18	\$ 0.72	\$ 1.44		
	> 500 ppm	2	per pound	\$ 0.56	\$ 1.12	\$ 2.69	\$ 5.38	\$ 1.47	\$ 2.94		
Wave Traps	< 50 ppm	2	per pound	\$ -	\$ -	\$ 0.55	\$ 1.10	\$ 0.59	\$ 1.18		
Bushings	Non-PCB (< 50 ppm)	15000	per pound	\$ 0.07	\$ 1,050.00	\$ 0.69	\$ 10,350.00	\$ 0.59	\$ 8,850.00		
	PCB (> 50 ppm)	9000	per pound	\$ 0.17	\$ 1,530.00	\$ 1.51	\$ 13,590.00	\$ 1.00	\$ 9,000.00		
Pothead	Non-PCB (< 50 ppm)	2	per pound	\$ 0.17	\$ 0.34	\$ 0.50	\$ 1.00	\$ 0.59	\$ 1.18		
	PCB (> 50 ppm)	2	per pound	\$ 0.37	\$ 0.74	\$ 0.75	\$ 1.50	\$ 0.72	\$ 1.44		
Capacitors	Non-PCB (< 50 ppm)	7000	per pound	\$ 0.50	\$ 3,500.00	\$ 1.14	\$ 7,980.00	\$ 1.15	\$ 8,050.00		
	PCB (> 50 ppm)	2	per pound	\$ 1.75	\$ 3.50	\$ 3.62	\$ 7.24	\$ 2.00	\$ 4.00		
Bulk Oil	> 50 ppm (mineral oil)	7000	per gallon	\$ (0.50)	\$ (3,500.00)	\$ 3.87	\$ 27,090.00	\$ 2.34	\$ 16,380.00		
	< 50 ppm (mineral oil)	12	per drum	\$ -	\$ -	\$ 136.92	\$ 1,643.04	\$ -	\$ -		
Fluid in Drums	50-499 ppm (mineral oil)	2	per drum	\$ 150.00	\$ 300.00	\$ 279.96	\$ 559.92	\$ 100.00	\$ 200.00		
	> 500 ppm (mineral oil)	2	per drum	\$ 350.00	\$ 700.00	\$ 279.96	\$ 559.92	\$ 350.00	\$ 700.00		
Debris in Drums		4000	per pound	\$ 0.27	\$ 1,080.00	\$ 1.25	\$ 5,000.00	\$ 1.95	\$ 7,800.00		
Debris (Bulk - Landfill)		2	per ton	\$ 250.00	\$ 500.00	\$ 2,500.00	\$ 5,000.00	\$ -	\$ -		
				SECTION I - ANNUAL DISPOSAL COST		\$ 8,389.64		\$ 100,462.50		\$ 72,682.12	

**SECTION II - FILLED TRANSFORMERS, COPPER, MIXED AND ALUMINUM WINDINGS**

	A	B	C	E	B	C	B	E
Item Description Copper Windings	Fastmarkets # 1 Copper monthly average price per pound (Index Price - February, 2023 used for evaluation)	Contract Pricing Formula % of Fastmarkets # 1 Copper Monthly Average price per pound based on month of pickup (Percentage of Index)	Annual (KVA) Estimates	Payable to JEA = (A*B*C)	Contract Pricing Formula % of Fastmarkets # 1 Copper Monthly Average price per pound based on month of pickup (Percentage of Index)	Payable to JEA = (A*B*C)	Contract Pricing Formula % of Fastmarkets # 1 Copper Monthly Average price per pound based on month of pickup (Percentage of Index)	Payable to JEA = (A*B*C)
Polemount	\$3.9518	303.00%	1500	\$ 17,960.93	135.00%	\$ 8,002.40	146.00%	\$ 8,654.44
Single-Phase Padmount	\$3.9518	223.00%	200	\$ 1,762.50	160.00%	\$ 1,264.58	114.00%	\$ 901.01
Three-Phase Padmount	\$3.9518	313.00%	200	\$ 2,473.83	100.00%	\$ 790.36	101.00%	\$ 798.26
Item Description Mixed Windings	Fastmarkets # 1 Copper monthly average price per pound (Index Price - February, 2023 used for evaluation)	Contract Pricing Formula % of Fastmarkets # 1 Copper Monthly Average price per pound based on month of pickup	Annual (KVA) Estimates	Payable to JEA = (A*B*C)	Contract Pricing Formula % of Fastmarkets # 1 Copper Monthly Average price per pound based on month of pickup	Payable to JEA = (A*B*C)	Contract Pricing Formula % of Fastmarkets # 1 Copper Monthly Average price per pound based on month of pickup	Payable to JEA = (A*B*C)
Polemount	\$3.9518	137.00%	18000	\$ 97,451.39	100.00%	\$ 71,132.40	95.00%	\$ 67,575.78
Single-Phase Padmount	\$3.9518	109.00%	5250	\$ 22,614.18	100.00%	\$ 20,746.95	72.00%	\$ 14,937.80
Three-Phase Padmount	\$3.9518	188.00%	12500	\$ 92,867.30	70.00%	\$ 34,578.25	70.00%	\$ 34,578.25
Item Description Aluminum Windings	Fastmarkets Secondary Smelters' Aluminum Scrap, Mixed Low Copper Clips - high number; Aluminum price (Index Price - February, 2023 used for evaluation)	Contract Pricing Formula Fastmarkets Secondary Smelters' Aluminum Scrap, Mixed Low Copper Clips - high number; aluminum price will be established by using the Fastmarkets price on the first business day of the month in which the pickup occurs	Annual (KVA) Estimates	Payable to JEA = (A*B*C)	Contract Pricing Formula Fastmarkets Secondary Smelters' Aluminum Scrap, Mixed Low Copper Clips - high number; aluminum price will be established by using the Fastmarkets price on the first business day of the month in which the pickup occurs	Payable to JEA = (A*B*C)	Contract Pricing Formula Fastmarkets Secondary Smelters' Aluminum Scrap, Mixed Low Copper Clips - high number; aluminum price will be established by using the Fastmarkets price on the first business day of the month in which the pickup occurs	Payable to JEA = (A*B*C)
Polemount	\$0.7200	208.00%	36500	\$ 54,662.40	150.00%	\$ 39,420.00	188.00%	\$ 49,406.40
Single-Phase Padmount	\$0.7200	208.00%	4500	\$ 6,739.20	150.00%	\$ 4,860.00	188.00%	\$ 6,091.20
Three-Phase Padmount	\$0.7200	163.00%	17500	\$ 20,538.00	150.00%	\$ 18,900.00	174.00%	\$ 21,924.00
JEA WILL BE REIMBURSED FOR OIL REMOVED FROM TRANSFORMERS BASED ON THE FOLLOWING FORMULA								
SECTION II - ANNUAL REVENUE PAYABLE TO JEA				\$ 317,069.72	SECTION II - ANNUAL REVENUE PAYABLE TO JEA		\$ 199,694.93	\$ 204,867.15

**SECTION III - EMPTY TRANSFORMERS, COPPER, MIXED AND ALUMINUM WINDINGS**

	A	B	C	E	B	E	B	E
Item Description Copper Windings	Fastmarkets # 1 Copper monthly average price per pound (Index Price - February, 2023 used for evaluation)	Contract Pricing Formula % of Fastmarkets # 1 Copper Monthly Average price per pound based on month of pickup. (Percentage of Index)	Annual Estimates	Payable to JEA = (A*B*C)	Contract Pricing Formula % of Fastmarkets # 1 Copper Monthly Average price per pound based on month of pickup. (Percentage of Index)	Payable to JEA = (A*B*C)	Contract Pricing Formula % of Fastmarkets # 1 Copper Monthly Average price per pound based on month of pickup. (Percentage of Index)	Payable to JEA = (A*B*C)
Polemount	\$3.9518	288.00%	500	\$ 5,690.59	125.00%	\$ 2,469.88	146.00%	\$ 2,884.81
Single-Phase Padmount	\$3.9518	201.00%	500	\$ 3,971.56	120.00%	\$ 2,371.08	114.00%	\$ 2,252.53
Three-Phase Padmount	\$3.9518	253.00%	1500	\$ 14,997.08	65.00%	\$ 3,853.01	101.00%	\$ 5,986.98
Item Description Mixed Windings	FastMarkets # 1 Copper monthly average price per pound (Index Price - February, 2023 used for evaluation)	Contract Pricing Formula % of FastMarkets # 1 Copper Monthly Average price per pound based on month of pickup.	Annual Estimates	Payable to JEA = (A*B*C)	Contract Pricing Formula % of FastMarkets # 1 Copper Monthly Average price per pound based on month of pickup.	Payable to JEA = (A*B*C)	Contract Pricing Formula % of FastMarkets # 1 Copper Monthly Average price per pound based on month of pickup.	Payable to JEA = (A*B*C)

Polemount	\$3.9518	108.00%	2500	\$ 10,669.86	70.00%	\$ 6,915.65	95.00%	\$9,385.53
Single-Phase Padmount	\$3.9518	96.00%	2500	\$ 9,484.32	65.00%	\$ 6,421.68	72.00%	\$7,113.24
Three-Phase Padmount	\$3.9518	163.00%	7500	\$ 48,310.76	45.00%	\$ 13,337.33	70.00%	\$20,746.95
<b>Item Description Aluminum Windings</b>	<b>Fastmarkets Secondary Smelters' Aluminum Scrap, Mixed Low Copper Clips - high number; Aluminum price (Index Price - February, 2023 used for evaluation)</b>	<b>Contract Pricing Formula Fastmarkets Secondary Smelters' Aluminum Scrap, Mixed Low Copper Clips - high number; aluminum price will be established by using the Fastmarkets price on the first business day of the month in which the pickup occurs</b>	<b>Annual Estimates</b>	<b>Payable to JEA = (A*B*C)</b>	<b>Contract Pricing Formula Fastmarkets Secondary Smelters' Aluminum Scrap, Mixed Low Copper Clips - high number; aluminum price will be established by using the Fastmarkets price on the first business day of the month in which the pickup occurs</b>	<b>Payable to JEA = (A*B*C)</b>	<b>Contract Pricing Formula Fastmarkets Secondary Smelters' Aluminum Scrap, Mixed Low Copper Clips - high number; aluminum price will be established by using the Fastmarkets price on the first business day of the month in which the pickup occurs</b>	<b>Payable to JEA = (A*B*C)</b>
Polemount	\$0.7200	208.00%	3500	\$ 5,241.60	150.00%	\$ 3,780.00	188.00%	\$4,737.60
Single-Phase Padmount	\$0.7200	208.00%	2000	\$ 2,995.20	150.00%	\$ 2,160.00	188.00%	\$2,707.20
Three-Phase Padmount	\$0.7200	153.00%	7500	\$ 8,262.00	175.00%	\$ 9,450.00	174.00%	\$9,396.00
<b>SECTION III - ANNUAL SUBTOTAL EMPY TRANSFORMERS</b>				<b>\$ 109,622.97</b>		<b>\$ 50,758.61</b>		<b>\$ 65,210.83</b>
<b>Total to JEA</b>				<b>\$ 418,303.05</b>	<b>Total to JEA</b>	<b>\$ 149,991.04</b>	<b>Total to JEA</b>	<b>\$ 197,395.86</b>
<b>Three Year Total</b>				<b>\$ 1,254,909.15</b>	<b>Three Year Total</b>	<b>\$ 449,973.12</b>	<b>Three Year Total</b>	<b>\$ 592,187.59</b>

Award #5 07/27/23 Supporting Documentation

ITN 1411247446 DECOMMISSIONING AND DISPOSAL OF SCRAP ELECTRICAL EQUIPMENT	TCI of Alabama, LLC	Sunbelt Solomon	Emerald Transformers
<b>EVALUATION TOTAL</b>			
DISPOSAL COST (Cost to JEA)	\$ 26,349.64	\$ 103,213.52	\$89,565.82
FILLED TRANSFORMERS (payable to JEA)	\$ 298,709.72	\$ 195,357.83	\$133,708.48
EMPTY TRANSFORMERS (payable to JEA)	\$ 106,354.17	\$ 47,037.53	\$29,202.60
<b>TOTAL (ESTIMATED PRICE PAID TO JEA BASED ON PROVIDED FORECASTS)</b> <b>Enter this Amount on the Bid Form Page 1</b> ** Note this amount is for evaluation purposes only and is not an actual payment to JEA *** Actual Payments to JEA will be based on the itemized percentages and prices Payable to JEA per the applicable indices and contract terms	<b>\$ 378,714.25</b>	<b>\$ 139,181.84</b>	<b>\$73,345.25</b>

DETAILED BID Analysis ITN 1411247446 DECOMMISSIONING AND DISPOSAL OF SCRAP ELECTRICAL EQUIPMENT					TCI of Alabama, LLC	SUNBELT SOLOMON	EMERALD TRANSFORMER
SECTION I - DISPOSAL COST							
ITEM	PCB CATEGORY	ANNUAL ESTIMATED QUANTITIES	UNIT	COST	COST TO JEA		COST TO JEA
Example	Example	Quantity (Q)	UOM	(C)	Q*C = CJEA		
Transformers (Pole and Pad 3-Phase Pads)	>50< 500 ppm (full or empty)	22000	per pound		\$ 2,200.00	\$ 24,640.00	\$ 15,180.00
Oil Switches	< 50 ppm	5000	per pound		\$ 600.00	\$ 3,450.00	\$ 3,450.00
	50-499 ppm	2	per pound		\$ 0.54	\$ 2.00	\$ 1.70
	> 500 ppm	2	per pound		\$ 0.74	\$ 4.40	\$ 3.46
PT/CT/CCVT	< 50 ppm	9000	per pound		\$ 1,080.00	\$ 3,600.00	\$ 6,210.00
	50-499 ppm	2	per pound		\$ 0.74	\$ 1.22	\$ 1.70
	> 500 ppm	2	per pound		\$ 1.14	\$ 2.70	\$ 3.46
Oil Circuit Breakers (without bushings)	< 50 ppm	2	per pound		\$ 0.24	\$ 0.50	\$ 1.38
	50-499 ppm	2	per pound		\$ 0.54	\$ 0.60	\$ 1.70
	> 500 ppm	2	per pound		\$ 1.12	\$ 3.52	\$ 3.46
Wave Traps	< 50 ppm	2	per pound		\$ -	\$ 1.10	\$ 1.38
Bushings	Non-PCB (< 50 ppm)	15000	per pound		\$ 2,550.00	\$ 9,000.00	\$ 10,350.00
	PCB (> 50 ppm)	9000	per pound		\$ 3,330.00	\$ 13,050.00	\$ 11,880.00
Potheads	Non-PCB (< 50 ppm)	2	per pound		\$ 0.34	\$ 1.60	\$ 1.38
	PCB (> 50 ppm)	2	per pound		\$ 0.74	\$ 3.50	\$ 1.70
Capacitors	Non-PCB (< 50 ppm)	7000	per pound		\$ 3,500.00	\$ 9,170.00	\$ 12,250.00
	PCB (> 50 ppm)	2	per pound		\$ 3.50	\$ 4.50	\$ 4.50
Bulk Oil	> 50 ppm (mineral oil)	7000	per gallon		\$ 10,500.00	\$ 27,090.00	\$ 19,250.00
Fluid in Drums	< 50 ppm (mineral oil)	12	per drum		\$ -	\$ 1,895.76	\$ 660.00
	50-499 ppm (mineral oil)	2	per drum		\$ 300.00	\$ 646.06	\$ 250.00
	> 500 ppm (mineral oil)	2	per drum		\$ 700.00	\$ 646.06	\$ 900.00
Debris in Drums		4000	per pound		\$ 1,080.00	\$ 5,000.00	\$ 9,160.00
Debris (Bulk - Landfill)		2	per ton		\$ 500.00	\$ 5,000.00	\$ -
<b>SECTION I - ANNUAL DISPOSAL COST</b>					<b>\$ 26,349.64</b>	<b>\$ 103,213.52</b>	<b>\$ 89,565.82</b>

SECTION II - FILLED TRANSFORMERS, COPPER, MIXED AND ALUMINUM WINDINGS				TCI Of Alabama, LLC	SUNBELT SOLOMON	EMERALD TRANSFORMER
	A	B	C			
Item Description Copper Windings	Fastmarkets # 1 Copper monthly average price per pound (Index Price - February, 2023 used for evaluation)	Contract Pricing Formula % of Fastmarkets # 1 Copper Monthly Average price per pound based on month of pickup (Percentage of Index)	Annual (KVA) Estimates	Payable to JEA = (A*B*C)	Payable to JEA = (A*B*C)	Payable to JEA = (A*B*C)
Polemount	\$3.9518		1500	\$ 17,960.93	\$ 7,409.63	\$ 6,757.58
Single-Phase Padmount	\$3.9518		200	\$ 1,762.50	\$ 1,106.50	\$ 798.26
Three-Phase Padmount	\$3.9518		200	\$ 2,473.83	\$ 711.32	\$ 600.67
Item Description Mixed Windings	Fastmarkets # 1 Copper monthly average price per pound (Index Price - February, 2023 used for evaluation)	Contract Pricing Formula % of Fastmarkets # 1 Copper Monthly Average price per pound based on month of pickup	Annual (KVA) Estimates	Payable to JEA = (A*B*C)	Payable to JEA = (A*B*C)	Payable to JEA = (A*B*C)
Polemount	\$3.9518		18000	\$ 97,451.39	\$ 71,132.40	\$ 44,813.41
Single-Phase Padmount	\$3.9518		5250	\$ 22,614.18	\$ 19,709.60	\$ 12,240.70
Three-Phase Padmount	\$3.9518		12500	\$ 92,867.30	\$ 32,108.38	\$ 18,771.05



Item Description Aluminum Windings	Fastmarkets Secondary Smelters' Aluminum Scrap, Mixed Low Copper Clips - high number; Aluminum price (Index Price - February, 2023 used for evaluation)	Contract Pricing Formula Fastmarkets Secondary Smelters' Aluminum Scrap, Mixed Low Copper Clips - high number; aluminum price will be established by using the Fastmarkets price on the first business day of the month in which the pickup occurs	Annual (KVA) Estimates	Payable to JEA = (A*B*C)	Payable to JEA = (A*B*C)	Payable to JEA = (A*B*C)
Polemount	\$0.7200		36500	\$ 38,894.40	\$ 39,420.00	\$ 36,529.20
Single-Phase Padmount	\$0.7200		4500	\$ 4,147.20	\$ 4,860.00	\$ 4,503.60
Three-Phase Padmount	\$0.7200		17500	\$ 20,538.00	\$ 18,900.00	\$ 8,694.00
<b>SECTION II - ANNUAL REVENUE PAYABLE TO JEA</b>				<b>\$ 298,709.72</b>	<b>\$ 195,357.83</b>	<b>\$ 133,708.48</b>

**SECTION III - EMPTY TRANSFORMERS, COPPER, MIXED AND ALUMINUM WINDINGS**

				TCI Of Alabama, LLC	SUNBELT SOLOMON	EMERALD TRANSFORMER
Item Description Copper Windings	Fastmarkets # 1 Copper monthly average price per pound (Index Price - February, 2023 used for evaluation)	Contract Pricing Formula % of Fastmarkets # 1 Copper Monthly Average price per pound based on month of pickup. (Percentage of Index)	Annual Estimates	Payable to JEA = (A*B*C)	Payable to JEA = (A*B*C)	Payable to JEA = (A*B*C)
Polemount	\$3.9518		500	\$ 5,690.59	\$ 2,173.49	\$ 1,995.66
Single-Phase Padmount	\$3.9518		500	\$ 3,971.56	\$ 2,074.70	\$ 1,758.55
Three-Phase Padmount	\$3.9518		1500	\$ 14,997.08	\$ 3,556.62	\$ 3,734.45
Item Description Mixed Windings	FastMarkets # 1 Copper monthly average price per pound (Index Price - February, 2023 used for evaluation)	Contract Pricing Formula % of FastMarkets # 1 Copper Monthly Average price per pound based on month of pickup.	Annual Estimates	Payable to JEA = (A*B*C)	Payable to JEA = (A*B*C)	Payable to JEA = (A*B*C)
Polemount	\$3.9518		2500	\$ 10,669.86	\$ 5,927.70	\$ 5,038.55
Single-Phase Padmount	\$3.9518		2500	\$ 9,484.32	\$ 5,927.70	\$ 4,643.37
Three-Phase Padmount	\$3.9518		7500	\$ 48,310.76	\$ 13,337.33	\$ 7,409.63
Item Description Aluminum Windings	Fastmarkets Secondary Smelters' Aluminum Scrap, Mixed Low Copper Clips - high number; Aluminum price (Index Price - February, 2023 used for evaluation)	Contract Pricing Formula Fastmarkets Secondary Smelters' Aluminum Scrap, Mixed Low Copper Clips - high number; aluminum price will be established by using the Fastmarkets price on the first business day of the month in which the pickup occurs	Annual Estimates	Payable to JEA = (A*B*C)	Payable to JEA = (A*B*C)	Payable to JEA = (A*B*C)
Polemount	\$0.7200		3500	\$ 3,225.60	\$ 3,780.00	\$ 1,738.80
Single-Phase Padmount	\$0.7200		2000	\$ 1,742.40	\$ 2,160.00	\$ 993.60
Three-Phase Padmount	\$0.7200		7500	\$ 8,262.00	\$ 8,100.00	\$ 1,890.00
<b>SECTION III - ANNUAL SUBTOTAL EMPY TRANSFORMERS</b>				<b>\$ 106,354.17</b>	<b>\$ 47,037.53</b>	<b>\$ 29,202.60</b>



## Formal Bid and Award System

CPA 134314

Award #5 February 21, 2019

**Type of Award Request:** CHANGE ORDER  
**Request #:** 6521  
**Requestor Name:** McClure, Matthew R (Matt) - Environmental Engineer  
**Requestor Phone:** (904) 665-6253  
**Project Title:** Northside Generating Station (NGS) Corrective Measures Implementation  
**Project Number:** D0101  
**Project Location:** JEA  
**Funds:** O&M/Environmental Fund  
**Budget Estimate:** \$1,331,760.00

### Scope of Work:

Northside Generating Station is under a site-wide corrective action consent order with the Florida Department of Environmental Protection (FDEP) for the assessment and remediation of identified contamination from past solid waste practices.

This project will positively affect JEA's Measures of Value:

- Environmental Value: JEA will be remediating identified groundwater contamination which arose from past solid waste handling practices and protecting the ecological health of the surrounding environment.

**JEA IFB/RFP/State/City/GSA#:** 077-13  
**Purchasing Agent:** Selders, Elaine Lynn  
**Is this a ratification?** No

### RECOMMENDED AWARDEE(S):

Name	Contact Name	Email	Address	Phone	Amount
GEOSYNTEC CONSULTANTS, INC.	Rachel Klinger	rklinger@geosyntec.com	1200 Riverplace BV Ste 710, Jacksonville, FL 32207	(904) 858-1818	\$1,331,760.00

**Amount of Original Award:** \$1,114,320.00  
**Date of Original Award:** 02/06/2014  
**Change Order Amount:** \$1,331,760.00

### List of Previous Change Order/Amendments:

CPA #	Amount	Date
134314	\$98,088.00	10/15/2018

**New Not-To-Exceed Amount:** \$2,544,168.00  
**Length of Contract/PO Term:** Project Completion  
**Begin Date (mm/dd/yyyy):** 03/06/2014



## Award #6 07/27/23 Supporting Documentation

**End Date (mm/dd/yyyy):**

Project Completion (Expected by 09/22/2023)

**JSEB Requirement:**

Evaluation Criteria (10% Goal)

**Comments on JSEB Requirements:**

Original Award:

Felicia M. Boyd & Associates – Environmental Services 1-9%;  
Meskel and Associates Engineering-Engineering Services 1-5%;  
RE Holland and Associates-Surveying 1-3%;

Change Order:

No JSEB work currently available

**Background/Recommendations:**

Originally bid and approved by Awards Committee on 02/06/2014 in the amount of \$1,114,320.00 to Geosyntec Consultants, Inc. A copy of the original award is attached as backup.

A Corrective Measures Study has been approved by FDEP, and JEA has recently completed the construction for the first phase of work as part of the implementation of the approved corrective measures. The original award was for five (5) years through 03/05/2019, with three (3) additional one (1) year renewals. However, this request is to change the term of this contract to project completion to continue the corrective measure services being performed at Northside Generating Station, pursuant to consent orders EPA Docket No. 96-08-R and FDEP OGC File No. 05-2817. Failure to comply with the conditions of the orders will result in enforcement and imposition of stipulated penalties. The continuation of the project with the original awardee is vital to knowledge obtained during the first phase for continuity, and saves time and money getting another firm up to speed.

The continued scope includes the following over a five (5) year span:

- Construction reporting for the first phase of work
- System operation and optimization
- Groundwater monitoring and reporting
- Performance monitoring
- Detailed design
- Development of specifications, and construction oversight and reporting for the next phase of work
- Ecological risk evaluations
- Additional conceptual remedies as needed

The award amount is determined by projected spend per task, with contingency built in for unforeseen conditions that come throughout the project. This type of environmental cleanup that is highly tied to regulatory oversight and a large contingency is critical. The amount in this scope of work is in line with our past experience on similar projects and is the considered normal for large cleanup events. The labor rates used to develop the final per task amount for this work have been reviewed and compared to similar work being done by Golder and are deemed reasonable. It should be noted that an average reduction of 5.25% in the rates submitted occurred during negotiations.


Request approval to award a change order to Geosyntec Consultants, Inc. for the Northside Corrective Measures Implementation project in the amount of \$1,331,760.00, for a new not-to-exceed amount of \$2,544,168.00, subject to the availability of lawfully appropriate funds.

**Manager:** Starner, Lindsay N. - Mgr Environmental Permitting & Compliance

**VP:** Steinbrecher, Paul K. - VP & Chief Environmental Svcs Officer

**APPROVALS:**

Award #6 07/27/23 Supporting Documentation

 2/21/19

Chairman, Awards Committee

Date

 2/21/19

Manager, Capital Budget Planning

Date

Approved by the JEA Awards Committee  
 Date 2-6-2014 Item # 3



**Formal Bid and Award System**

Award #3 2/6/2014

**Type of Award Request:** PROPOSAL (RFP)  
**Requestor Name:** McClure, Matthew R (Matt)  
**Requestor Phone:** (904) 665-6253  
**Request #:** 2385  
**Project Title:** Northside Generating Station (NGS) Corrective Measures Implementation  
**Project Number:** D0101  
**Award Estimate:** \$1,000,000.00  
**Funds:** O&M

**Description of Request/Product Description:**

A Corrective Measures Study has been approved by the Florida Department of Environmental Protection (FDEP) and JEA must now proceed with its implementation.

The consultant will provide detailed design, construction oversight, remedy evaluations, monitoring reports, ecological risk evaluations, and additional conceptual remedies as needed, over a 5-year span.

**Requisition Number:** TBD  
**JEA IFB/RFP/State/City/GSA #:** 077-13  
**Purchasing Agent:** Jessica Goodale  
**Is this a Ratification?** NO

**If yes, explain:**

**Recommended Awardee(s)**

Name	Address	Phone	Fax	Amount
Geosyntec Consultants, Inc.	1200 Riverplace Boulevard, Ste 710 Jacksonville, FL 32207	904-858-1818	904-396-1143	\$1,114,320.00

34314

**Recommended Award Information**

**Amount for entire term of Contract/PO:** \$1,114,320.00  
**Award Amount for initial year:** \$215,000.00 (FY '14)  
**Length of Contract/PO Term:** Five (5) years  
**Beginning Date:** 3/6/2014  
**Ending Date:** 3/5/2019

**Renewal Options:** YES  
**If Yes, please explain:** Three (3), one-year renewal options  
**JSEB Requirement:** Optional, JSEB was an evaluated factor  
**Comments on JSEB Requirements:** Felicia M. Boyd & Associates – Environmental Services 1-9%; Meskel and Associates Engineering-Engineering Services 1-5%; RE Holland and Associates-Surveying 1-3%; proposer committed to a minimum goal of 10%.

**All Bidders**

Name	Rank	Score	Disqualified	Reason
Geosyntec Consultants, Inc.	1	89.92	Γ	
Tetra Tech	2	84.67	Γ	
CH2M Hill	3	78.17	Γ	
Shaw Environmental	4	77.25	Γ	
Golder Associates	5	77.08	Γ	
URS Corporation	6	76.33	Γ	
Gannett Fleming, Inc.	7	70.42	Γ	

**Background/Recommendation**

On 7/18/2013, an informational item was submitted to the awards to proceed with a solicitation for NGS Corrective Measures Implementation with a five (5) year term. A copy of that informational item is attached.

Advertised 7/24/2013, JEA Qualified Proposers List (QPL) category: WE11 - Assessment and Remediation. Nineteen (19) companies attended the pre-bid meeting on 8/6/2014. On 8/27/2014, JEA received seven (7) proposals. The proposals were individually scored and ranked. Geosyntec Consultants' proposal scored the highest ranking average score. On 10/10/2013, the scores and ranking were approved during JEA's public evaluation process. The scores and rankings are attached. Subsequently a cost proposal in the amount \$1,114,320.00 was successfully negotiated.

077-13 – Request approval to award Geosyntec Consultants, Inc. the Northside Corrective Measures Implementation project in the amount of \$1,114,320.00, subject to the availability of lawfully appropriate funds.

	<b>Approver</b>
<b>Manager:</b>	
<b>Director:</b>	Steinbrecher, Paul Keith
<b>VP:</b>	Para, P G (Bud)

**APPROVALS:**

	2-6-14
<b>Chairman, Awards Committee</b>	<b>Date</b>
	2-6-14
<b>Manager, Capital Budget Planning</b>	<b>Date</b>



1200 Riverplace Boulevard, Suite 710  
Jacksonville, Florida 32207  
PH 904-858-1818  
FAX 904-396-1143  
[www.geosyntec.com](http://www.geosyntec.com)

23 June 2023

Ms. Jaclyn Vu, P.E.  
JEA  
21 West Church Street  
Jacksonville, Florida 32202

Subject: Budget Projection for Completion of Corrective Measure Design and Implementation  
JEA Northside Generating Station  
4377 Heckscher Drive, Jacksonville, Duval County, Florida

Dear Ms. Vu:

As requested, Geosyntec Consultants (Geosyntec) has prepared this Budget Projection for the completion of Corrective Measure Design and Corrective Measure Implementation (CMD and CMI) activities associated with the groundwater, soil, surface water and sediment impacts at JEA's Northside Generating Station (NGS; Site) Solid Waste Management Unit (SWMU) 1 through 5 and 18 and Area of Concern (AOC) 3. This Budget Projection captures the activities required to continue supporting the project following FDEP's approval to separate phases of remedial implementation to minimize impacts to active power generating operations at the Site, notably outages to several transmission lines providing power to the airport, local hospitals, and other parts of the community.

This Budget Projection is not intended to be a specific proposal for the scope of work included herein nor does it contain estimated remedial construction costs for the selected remedies. We have assumed that individual scopes of work and fees will be developed and negotiated with JEA as the project progresses. As requested, we have included our proposed rates as **Attachment 1**.

## **CORRECTIVE MEASURE DESIGN AND IMPLEMENTATION REMEDIAL STRATEGY WITH COST PROJECTIONS**

Geosyntec began CMI activities in 2013 pursuant to FDEP's Corrective Action Consent Order and the January 2013 Corrective Measure Study (CMS) Revision 1 prepared by Black and Veatch. The remedial approach proposed in the January 2013 CMS Revision 1 consisted of a soil cap to mitigate exposure to impacted soils at the Site (soil remedy), a hydraulic control system (HCS) to mitigate off-Site migration of groundwater impacts and daylighting of impacted groundwater to the on-Site freshwater drainage ditch (groundwater and surface water remedies), and regrading of the on-Site drainage ditch to mitigate sediment impacts (sediment remedy).



## Award #6 07/27/23 Supporting Documentation

Ms. Jaclyn Vu, P.E.

23 June 2023

Page 2

To expedite implementation of the proposed Site remedies in accordance with the FDEP-approved corrective action objectives (CAOs) and to obtain media cleanup standards (based on FDEP's cleanup target levels [CTLs]), FDEP approved the separation of the remedy designs associated with the groundwater and soil remedies (Phase 1) and the remedies associated with the surface water and sediment (Phase 2). The Phase 1 Corrective Measures Design and Work Plan: Groundwater and Soil Remedies (Phase 1 CMD) was prepared by Geosyntec and later approved by FDEP in 2018. Implementation of the Phase 1 CMD was completed in 2019 with operation of the HCS commencing in November 2018. The Phase 2 Corrective Measures Design and Work Plan: Surface Water and Sediment – 100% Design Stage, Revision 1 (Phase 2 CMD) was prepared by Geosyntec and approved by the FDEP in 2022. However, several Site-specific challenges associated with the Phase 2 CMD implementation were identified during the bid process which made implementation impracticable as set forth in the 2022 Phase 2 CMD. The primary challenge identified was minimizing the number and duration of outages to JEA's overhead transmission line infrastructure which supplies power to the Jacksonville community – including the Jacksonville International Airport and area hospitals. Due to impacts associated with de-energization of these high voltage lines in addition to challenges associated with contractor availability, construction material cost volatility, and ongoing supply chain issues, Geosyntec recommended a modified Phase 2 approach in December 2022 which consisted of implementing the sediment and stormwater remedies separately. The modified Phase 2 approach was approved by FDEP in January 2023 and requires modifications to the projected budget as presented herein.

The December 2013 Corrective Measure Design and Implementation Budget Estimate prepared by Geosyntec included the six phases listed below.

- Phase 1 – Conceptual Design Activities;
- Phase 2 – Phase 1 CMD – Soil and Groundwater Remedies;
- Phase 3 – Bid Document Development and Contractor Selection;
- Phase 4 – Corrective Measure Implementation, Start-up, and Construction Reporting;
- Phase 5 – System Operation and Optimization; and
- Phase 6 – Groundwater Monitoring and Reporting.

The continued Corrective Measure Design and Implementation Budget Estimate dated November 2018 amended three existing phases (Phases 4, 5, and 6) and included four additional phases (Phases 7, 8, 9, and 10) listed below.

- Phase 4 – Corrective Measure Implementation, Start-up, and Construction Reporting;

## Award #6 07/27/23 Supporting Documentation

Ms. Jaclyn Vu, P.E.

23 June 2023

Page 3

- Phase 5 – System Operation and Optimization (Year 1 through 5);
- Phase 6 – Groundwater Monitoring and Reporting (Year 1 through 5).
- Phase 7 – Phase 2 CMD Surface Water and Sediment Remedies;
- Phase 8 – Phase 2 CMD Bid Document Development and Contractor Selection;
- Phase 9 – Phase 2 CMD Implementation and Construction Reporting; and
- Phase 10 – Borrow Pit Sediment & Porewater Investigation & Reporting.

To date Geosyntec has substantially completed Phases 1 through 8.

The budget projection described herein for completion of Corrective Measure Design and Implementation includes the following remaining phases of work.

- Phase 11 – System Operation, Optimization, and Maintenance (Year 6 through 10);
- Phase 12 – Annual Performance Monitoring and Reporting (Year 6 through 10);
- Phase 13 – Modified Phase 2 Sediment Remedy Implementation and Construction Reporting;
- Phase 14 – Modified Phase 2 Sediment and Stormwater Remedy Pore Water Study and HCS Performance and Remedial Alternatives Evaluation;
- Phase 15 – Modified Phase 2 Stormwater Remedy and Evaluation, Design, and Permitting;
- Phase 16 – Modified Phase 2 Stormwater Remedy Bid Documents and Site Visit; and
- Phase 17 – Modified Phase 2 Stormwater Remedy Implementation and Construction Reporting.

### **Phase 11 – System Operation, Optimization, and Maintenance (Year 6 through 10)**

This phase includes routine HCS operation and maintenance (O&M) for Years 6 through 10 as defined in the FDEP-approved Phase 1 CMD. The budget projections presented herein are based on the last 5 years of O&M on the HCS. This projection assumes that routine O&M events will be completed quarterly and include collecting samples from the system effluent and each extraction well, documenting flow rates, recording depth to water and performing periodic equipment maintenance. Semi-annual visits to clean the equalization tank and periodic extraction well rehabilitation activities will be completed to address observed and recurring biofouling. Well rehabilitation activities are assumed to be performed every 1.5 months for EW003S and quarterly



## Award #6 07/27/23 Supporting Documentation

Ms. Jaclyn Vu, P.E.

23 June 2023

Page 4

for EW004S. Geosyntec has included costs for additional quarterly visits to respond to system alarms or shutdowns. To comply with Industrial User Discharge Permit (IUDP) #161, effective 1 November 2018, Geosyntec will prepare monthly Self-Monitoring Reports (SMRs) and complete annual flow meter inspections for submittal to JEA.

Formal inspections of the soil cover will be completed annually by Geosyntec. It has been assumed that soil cover inspections that are required to be conducted as soon as practical but not less than 24 hours after major storms events, possible flooding events, or other events that may result in damage to the cover system or drainage ditch will be completed by JEA personnel at the facility. Additionally, no costs have been included for reseeding or repairs to the soil cover, if needed.

Labor and equipment costs for additional non-routine O&Ms (one per quarter) are included in this phase as a contingency to address system alarms or shutdowns. FDEP review of the Year 4 Annual Progress Report, submitted by Geosyntec in January 2023, indicated installation of additional monitoring wells and piezometers may be necessary for purposes of verifying the Zone of Capture (ZOC) achieved by the HCS. Contingency costs have thus been included in this phase to cover the installation of up to 4 additional shallow monitoring wells, 1 additional deep monitoring well, 4 shallow piezometers, and 2 lower surficial piezometers in the event that the current monitoring well network needs to be modified to evaluate effectiveness of the HCS and delineate groundwater impacts. This cost includes subcontractor costs, investigation derived waste (IDW) management, and oversight by Geosyntec.

<b>HCS Operation and Maintenance Year 6 through 10</b>		<b>Projected Cost</b>
a	Year 6-10 O&M – 20 routine and 20 non-routine site visits (40 total events) – includes IUDP sampling	\$655,000
b	Biofouling Treatments – 20 events	\$500,000
c	Telemetry Monitoring – 60 months	\$60,000
d	SMR Reporting – 60 reports	\$40,000
Total		\$1,255,000

<b>Contingency</b>		<b>Projected Cost</b>
e	Non-Routine O&M – 20 events	\$60,000
f	Non-Routine O&M Equipment	\$150,000
g	Additional Monitoring Well and Piezometer Installation – 4 shallow wells, 1 deep well, 4 shallow piezometers, 2 lower surficial piezometers	\$200,000

## Award #6 07/27/23 Supporting Documentation

Ms. Jaclyn Vu, P.E.

23 June 2023

Page 5

Total	\$410,000
-------	-----------

### **Phase 12 – Annual Performance Monitoring and Reporting (Year 6 through 10)**

The annual groundwater and surface water sampling events will be completed in general accordance with the current monitoring plan approved by FDEP in February 2022. In addition, Geosyntec has assumed that the frequency of surface water sampling will be adjusted to semi-annual for a period of two years following the removal of impacted sediment from the ditch; the semi-annual monitoring will be conducted in general accordance with the Modification to Phase 2 CMD approved by FDEP in January 2023.

It has been assumed that the groundwater and surface water monitoring events will be performed by JEA personnel and Geosyntec will oversee the sampling of select monitoring wells by JEA staff to verify that sampling is being completed in accordance with FDEP Standard Operating Procedures (SOPs). Geosyntec has assumed one day to oversee the sampling per event. To support the sampling event, Geosyntec will provide JEA a copy of the groundwater elevations collected prior to the annual groundwater sampling event. Following each sampling event, Geosyntec will review the sampling logs and provide comment, as necessary. It has been assumed that IDW from the groundwater sampling event will be disposed of by JEA in the Chemical Wastewater Treatment System influent basin.

The goal of the performance monitoring program will be to monitor the effectiveness of the HCS, the stability of the plume, potential off-Site migration, and evaluate surface water concentrations following the removal of impacted sediments in the drainage ditch.

Geosyntec will prepare annual Progress Reports to document Site activities for FDEP. The Progress Reports will present results of O&M activities and groundwater and surface water sampling events conducted during the reporting period (December 1 through November 30). The Progress Reports will also include descriptions of significant non-routine Site activities, a summary of HCS operation and effectiveness, system flow rates and pressures, groundwater and/or surface water analytical data, groundwater and/or surface water quality parameters, groundwater elevations, cumulative recovered groundwater totals, and groundwater elevation maps.

In addition to the annual Progress Reports, Geosyntec will provide quarterly Status Reports for JEA and FDEP. The quarterly Status Reports will summarize the activities completed within the given quarter and highlight those proposed in the future quarter. The Status Reports will include schedule updates as warranted.

## Award #6 07/27/23 Supporting Documentation

Ms. Jaclyn Vu, P.E.

23 June 2023

Page 6

<b>Performance Monitoring and Reporting Year 6 through 10</b>		<b>Projected Cost</b>
a	Surface Water Sampling and Analysis – Annually for 3 years (3 events) Semi-Annually for 2 years (4 events)	To be completed by JEA personnel
b	Groundwater Sampling and Analysis – Annually for 5 years (5 events)	To be completed by JEA personnel
c	Sampling Oversight and Support – (7 events)	\$20,000
d	Groundwater and Surface Water Data Completeness Review and Evaluation (7 Events)	\$20,000
e	Annual Progress Reports (5 Reports) Quarterly Status Reports (20 Reports)	\$180,000
Total		\$220,000

### **Phase 13 – Modified Phase 2 Sediment Remedy Implementation and Construction Reporting**

Geosyntec will provide construction management (CM) and construction quality assurance (CQA) services for the implementation of Phase 2 Sediment Remedy by JEA’s selected Contractor. CM and CQA Services will be performed to ensure that work is conducted in accordance with the technical specifications and construction drawings provided in the JEA bid documents. It has been assumed that construction activities can be completed within 45 days. Upon completion of the construction activities, a Construction Completion Report (CCR) will be prepared by Geosyntec and submitted to JEA for review and FDEP for approval. The CCR will include as-built drawings and construction documentation and will be signed and sealed by a Florida-licensed engineer.

<b>Modified Phase 2 Sediment Remedy Implementation and Construction Reporting</b>		<b>Projected Cost</b>
a	CQA Oversight	\$225,000
b	Final Construction Inspection	\$5,000
c	Construction Completion Report	\$25,000
d	Meetings & Coordination with Facility	\$15,000
Total		\$270,000

## Award #6 07/27/23 Supporting Documentation

Ms. Jaclyn Vu, P.E.

23 June 2023

Page 7

### **Phase 14 – Modified Phase 2 Pore Water Study and Phase 1 HCS Performance and Remedial Alternatives Evaluation**

In general accordance with the Modification to Phase 2 CMD approved by FDEP in January 2023, Geosyntec has included costs to complete a pore water investigation following the removal of sediments from the ditch to evaluate the nickel and vanadium mass flux from groundwater to surface water. The results of the treatability and pore water studies will be used to evaluate the remedy for stormwater. Pore water results will be documented in a Technical Memorandum to JEA.

FDEP review of the Year 4 Annual Progress Report, submitted by Geosyntec in January 2023, indicated the HCS should be re-evaluated to determine whether the existing extraction well placement and quantity is sufficient to meet the CAOs as set forth in the CMS. Additional costs associated with evaluation of the HCS and alternative remedial technologies to supplement the current HCS have thus been included as a contingency cost herein. Remedial alternatives for consideration may include, but are not limited to, installation of a permeable reactive barrier (PRB) and engineered phytoremediation technology. Should further HCS evaluation indicate a need to supplement the current system, the results of the remedial alternatives evaluation (RAE) will be used to determine the alternative most suitable for achieving compliance with the CAOs. Results will be documented in a Technical Memorandum to JEA.

<b>Modified Phase 2 Pore Water Study and Phase 1 HCS Performance and Remedial Alternatives Evaluation</b>		<b>Projected Cost</b>
a	Pore Water Investigation	\$35,000
b	HCS Performance and Remedial Alternatives Evaluation	\$100,000
Total		\$135,000

### **Phase 15 – Modified Phase 2 Stormwater Remedy and Evaluation, Design, and Permitting**

Geosyntec will prepare a Phase 2 Stormwater Remedy Evaluation Memorandum which will include a summary of treatability study and pore water sampling results, two years of semi-annual surface water monitoring data following sediment removal, recent groundwater monitoring data, and a recommendation for the final stormwater remedy. Additionally, a recommendation for a supplemental remedial alternative to support the current HCS may be provided based on the assessment of HCS performance. The draft Memorandum will be submitted to JEA for review prior to FDEP for review and approval.

Following FDEP's review of the Memorandum, Geosyntec will proceed with the final remedy design, as warranted. For budgetary purposes, we have conservatively assumed the stormwater remedy will consist of an elliptical reinforced concrete pipe (ERCP), similar to the design

## Award #6 07/27/23 Supporting Documentation

Ms. Jaclyn Vu, P.E.

23 June 2023

Page 8

presented in the Phase 2 CMD dated July 2022. However, as noted above, the actual remedy will be evaluated based upon the treatability study and pore water sampling results, two years of semi-annual surface water monitoring following sediment removal, and ongoing groundwater monitoring data. Geosyntec has included costs for a revised 100% CMD and Work Plan which will include updates to the stormwater model, design report and associated drawings. Since implementation of a supplemental remedial alternative to support the current HCS will be contingent upon evaluation of HCS performance, costs have not been included in this projection. Costs to respond to one request for additional information from FDEP have been included.

Currently, an Environmental Resource Permit (ERP) and a Nationwide Permit (NWP) have been issued to JEA by FDEP and USACE, respectively for the sediment removal and installation of an ERCP. Given the projected duration of additional work under the existing ERP and NWP, it Geosyntec has included costs to support JEA with agency communications and obtaining another ERP and NWP for future work.

Geosyntec has also included costs for one on-Site meeting to discuss the proposed work.

<b>Modified Phase 2 Stormwater Remedy, Design, and Permitting</b>		<b>Projected Cost</b>
a	Remedial Evaluation	\$15,000
b	Revised 100% Design Submittal	\$50,000
c	Revised 100% Design Submittal – Response to Request for Additional Information	\$10,000
e	Meetings & Coordination with Facility	\$3,000
f	Permitting Applications – ERP and NWP	\$80,000
Total		\$158,000

### **Phase 16 – Modified Phase 2 Stormwater Remedy Bid Documents and Site Visit**

Upon FDEP approval of the Modified Phase 2 Stormwater Remedy, Geosyntec will prepare bid documents for the implementation of the stormwater remedy, assumed to be the installation of an ERCP. The bid documents will include technical specifications, construction drawings, minimum qualifications for the bidders, and a bidders list. Following JEA’s solicitation of the work, Geosyntec will host a pre-bid walk with interested bidders. This phase also includes costs associated with addressing contractor requests for additional information and assisting JEA with the review of bids. Geosyntec has also included costs for monthly logistical coordination with facility personnel (over a 10-month period) and up to two on-Site meetings to discuss the proposed work.

## Award #6 07/27/23 Supporting Documentation

Ms. Jaclyn Vu, P.E.

23 June 2023

Page 9

<b>Modified Phase 2 Stormwater Remedy Bid Documents and Site Walk</b>		<b>Projected Cost</b>
a	Development and Submittal of Bid Documents to Contractors	\$20,000
b	Conduct Pre-Bid Site Walk	\$5,000
c	Response to Requests for Additional Information	\$15,000
d	Review of Contractor Bids and Contractor Selection	\$4,000
e	Meetings & Coordination with Facility	\$16,000
Total		\$60,000

### **Phase 17 – Modified Phase 2 Stormwater Remedy Implementation and Construction Reporting**

Geosyntec will provide CM and CQA services for the implementation of Phase 2 Stormwater Remedy by JEA's selected Contractor. CM and CQA Services will be performed to ensure that work is conducted in accordance with the technical specifications and construction drawings provided in the JEA bid documents. It has been assumed that construction activities can be completed within 120 days. Upon completion of the construction activities, a CCR will be prepared by Geosyntec and submitted to JEA for review and FDEP for approval. The CCR will include as-built drawings and construction documentation and will be signed and sealed by a Florida-licensed engineer.

<b>Modified Phase 2 Stormwater Remedy Implementation and Construction Reporting</b>		<b>Projected Cost</b>
a	CQA Oversight	\$600,000
b	Final Construction Inspection	\$10,000
c	Construction Completion Report	\$40,000
d	Meetings & Coordination with Facility	\$45,000
Total		\$695,000

## Award #6 07/27/23 Supporting Documentation

Ms. Jaclyn Vu, P.E.

23 June 2023

Page 10

### SUMMARY OF COST PROJECTIONS

A summary of the cost projections through the corrective measure design, implementation, and monitoring phases at the Site are presented below.

Phase and Description		Total Cost
11	System Operation, Optimization, and Maintenance (Year 6 through 10)	\$1,665,000
12	Annual Performance Monitoring and Reporting (Year 6 through 10)	\$220,000
13	Modified Phase 2 Sediment Remedy Implementation and Construction Reporting	\$270,000
14	Modified Phase 2 Pore Water Study and Phase 1 HCS Performance and Remedial Alternatives Evaluation	\$135,000
15	Modified Phase 2 Stormwater Remedy and Evaluation, Design, and Permitting	\$158,000
16	Modified Phase 2 Stormwater Remedy Bid Documents and Site Visit	\$60,000
17	Modified Phase 2 Stormwater Remedy Implementation and Construction Reporting	\$695,000
<b>Subtotal</b>		\$3,203,000
<b>Project Management (12%)</b>		\$384,400
<b>Total</b>		\$3,587,400

### SCHEDULE

A tentative schedule for the proposed activities is provided as **Attachment 2**.



## Award #6 07/27/23 Supporting Documentation

Ms. Jaclyn Vu, P.E.

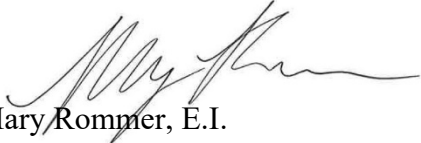
23 June 2023

Page 11

### SUMMARY

Geosyntec appreciates the opportunity to provide continued engineering support on this project. Should you have any questions or need additional information, please do not hesitate to contact us.

Sincerely,



Mary Rommer, E.I.  
Staff Engineer



Rachel A. Klinger, P.E., BCEE  
Senior Principal Engineer

**ATTACHMENT 1  
RATES**

**GEOSYNTEC CONSULTANTS  
2023 U.S. RATE SCHEDULE**

(All Values are in \$USD)

Staff Professional	\$154
Senior Staff Professional	\$178
Professional	\$198
Project Professional	\$224
Senior Professional	\$254
Principal	\$274
Senior Principal	\$294
Technician I	\$ 83
Technician II	\$ 89
Senior Technician I	\$ 99
Senior Technician II	\$106
Site Manager I	\$116
Site Manager II	\$128
Construction Manager I	\$142
Construction Manager II	\$152
Senior Designer	\$190
Designer	\$160
Senior Drafter/Senior CADD Operator	\$ 145
Drafter/CADD Operator/Artist	\$ 130
Project Administrator	\$ 85
Clerical	\$ 65
Direct Expenses	Cost plus 10%
Subcontract Services	Cost plus 10%
Technology/Communications Fee	0% of Professional Fees
Specialized Computer Applications (per hour)	\$ 15
Personal Automobile (per mile)	Current Gov't Rate
Photocopies (per page)	\$ .09

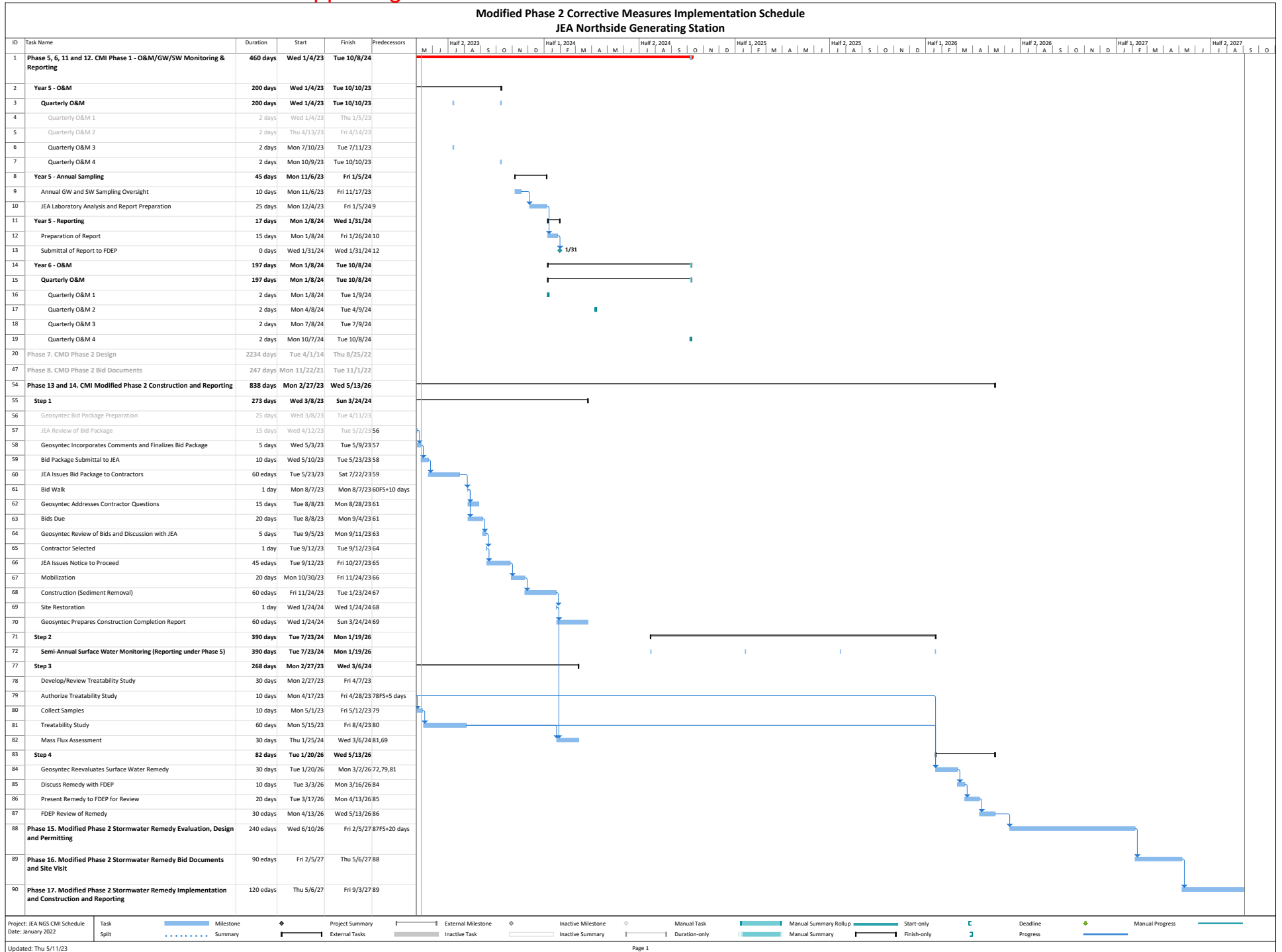
Rates are provided on a confidential basis and are client and project specific.  
Unless otherwise agreed, rates will be adjusted annually based on a minimum of the Producer Price Index  
for Engineering Services.

Rates for field equipment, health and safety equipment, and graphical supplies presented upon request.  
Construction management fee presented upon request.

**ATTACHMENT 2**  
**SCHEDULE**

# Award #6 07/27/23 Supporting Documentation

## Modified Phase 2 Corrective Measures Implementation Schedule JEA Northside Generating Station



## Award #1 07/27/23 Supporting Documentation - Regular Agenda

### Independent Audit Services - 1411209846

Vendor Rankings	R. Caffey	R. Barnes	A. Goldman	Points	Rank	Bid Amount
<b>Baker Tilly</b>	138	119	139	396	<b>2</b>	\$2,604,100.00
<b>Ernst &amp; Young</b>	143	135	139	417	<b>1</b>	\$3,142,375.00

R. Caffey	Quotation of Rates (25 Points)	Professional Experience (25 Points)	Past Performance (25 Points)	Design Approach (25 Points)	Presentation (50 Points)	Total
<b>Baker Tilly</b>	25.00	21.67	25.00	25.00	41.00	137.67
<b>Ernst &amp; Young</b>	20.72	25.00	25.00	25.00	47.00	142.72

R. Barnes	Quotation of Rates (25 Points)	Professional Experience (25 Points)	Past Performance (25 Points)	Design Approach (25 Points)	Presentation (50 Points)	Total
<b>Baker Tilly</b>	25.00	21.00	19.00	13.00	41.00	119.00
<b>Ernst &amp; Young</b>	20.72	22.67	24.00	22.00	46.00	135.39

A. Goldman	Quotation of Rates (25 Points)	Professional Experience (25 Points)	Past Performance (25 Points)	Design Approach (25 Points)	Presentation (50 Points)	Total
<b>Baker Tilly</b>	25.00	23.00	25.00	25.00	41.00	139.00
<b>Ernst &amp; Young</b>	20.72	24.33	25.00	23.00	46.00	139.05

**1) Scheduled Reports**

**Award #1 07/27/23 Supporting Documentation - Regular Agenda**

EY

**1.1 Scheduled Reports -JEA**

*Provider shall submit pricing to provide the reports as described in "Appendix A - Technical Specifications". All bid prices shall include all travel, tools, and materials to complete the service. It should be noted that the volume is estimated and evenly distributed over the five years which is subject to change based on audit needs.*

Item No	Technical Specifications Reference	Description of Services	Estimated Five (5) Year Volume	Unit of Measure	Price Per Unit Year 1	Price Per Unit Year 2	Price Per Unit Year 3	Price Per Unit Year 4	Price Per Unit Year 5	Total Price
1.1.1	2.1.1	Preparation of Reports in connection with the audit of JEA	5	per audit	490,950	490,950	490,950	490,950	490,950	\$ 2,454,750.00
1.1.2	2.1.2	Reports on the Schedule of Federal and State Grant Assistance and other applicable opinions on compliance and internal control required by OMB A-133	5	per report	24,800	24,800	24,800	24,800	24,800	\$ 124,000.00
1.1.3	2.1.3	Independent accountants' report on agreed upon procedures in connection with issuance of debt and review of official debt statement	10	per report	13,550	13,550	13,550	13,550	13,550	\$ 135,500.00
1.1.4	2.1.4	Letters of consent for inclusion of audited financial statements in connection with bond offerings	10	per letter	12,950	12,950	12,950	12,950	12,950	\$ 129,500.00
1.1.5	2.1.5	Independent accountant's report on compliance with debt covenants and resolutions, and independent accountant's report required under JEA credit agreements	75	per report	1,865	1,865	1,865	1,865	1,865	\$ 139,875.00
1.1.6	2.1.6	Independent accountant's report on applying agreed upon procedures to demonstrate financial responsibility applicable to owners of hazardous waste treatment, storage and disposal facilities as required by 62.730.180 F.A.C.	15	per report	2,950	2,950	2,950	2,950	2,950	\$ 44,250.00
<b>Total Price Section 1.1 Scheduled Reports - JEA</b>										<b>\$ 3,027,875.00</b>

**1.2 Scheduled Reports -SJRPP Pension Plan**

*Provider shall submit pricing to provide the reports as described in "Appendix A - Technical Specifications". All bid prices shall include all travel, tools, and materials to complete the service.*

Item No	Technical Specifications Reference	Description of Services	Estimated Five (5) Year Volume	Unit of Measure	Price Per Unit Year 1	Price Per Unit Year 2	Price Per Unit Year 3	Price Per Unit Year 4	Price Per Unit Year 5	Total Price
1.2.1	2.2.1	Preparation of Reports in connection with the audit of SJRPP Pension Plan	5	per audit	22900	22900	22900	22900	22900	\$ 114,500.00
<b>Total Price Section 1.2 Scheduled Reports - SJRPP Pension Plan</b>										<b>\$ 114,500.00</b>

**2) Ad hoc Services**

*Pricing for this Section is for informational purposes only and will not be included in the calculation of the bid total.*

Item No	Technical Specifications Reference	Description of Services	Unit of Measure	Price Per Unit
2.1	3.1 and 3.2	Hourly Rate - Partner	per hour	719
2.2	3.1 and 3.2	Hourly Rate - Audit Manager	per hour	427
2.3	3.1 and 3.2	Hourly Rate - Staff	per hour	200

**3) This Amount Will Be Transferred To Page 1 of Appendix B - Response Form**

Item No	Description	
3.1	Total Price for Independent Audit Services (This amount will be transferred to Page 1 of Appendix B - Response Form)	\$ 3,142,375.00