

Welcome to the

Awards Meeting

October 03, 2024, 10:00 AM EST

You have been joined to the meeting with your **audio muted** by default.

At the designated public comment time we will provide opportunity for you to unmute to speak.

During the meeting, public comments received via e-mail regarding any matter on the agenda for consideration will be read out. Per the Public Notice Agenda posted on [JEA.com](https://www.jea.com), public comments by e-mail must be received no later than 9:00 a.m. on the day of the meeting to be read during the public comment portion of the meeting.

Please contact **Aileen Cruz** by telephone at **(904) 776-1911** or by email at **cruza@jea.com** if you experience any technical difficulties during the meeting.

JEA Awards Agenda
October 03, 2024
225 North Pearl St., Jacksonville, FL 32202 - Hydrangea Room 1st Floor
[Teams Meeting Info](#)

Consent Agenda

The Chief Procurement Officer offers the following items for the JEA Awards Consent Agenda. Any item may be moved from the Consent Agenda to the Regular Agenda by a committee member asking that the item be considered separately. **All items on the Consent agenda have been approved by OGC, Budget and the Business Unit Vice President and Chief.** The posting of this agenda serves as an official notice of JEA's intended decision for all recommended actions for **Formal Purchases** as defined by **Section 3-101 of the JEA Procurement Code**. Please refer to JEA's Procurement Code, if you wish to protest any of these items.

Award #	Type of Award	Solicitation # & Short Description/Title	VP	Awardee	Funding Source	Award Amount	Original Award Amount	New Not-to-Exceed	Amendments	Term (Projected) Start Date - End Date	JSEB Participation (Y/N) If Y, then list company name(s) (% , \$ - awarded)
1	Minutes	Minutes from 09/19/2024 Meeting	N/A	N/A	N/A	N/A	N/A	N/A	N/A	N/A	N/A
2	Joint Project	JP COJ Harts Rd over Broward River-Bridge Replacement - CEI	Melendez	Eisman and Russo, Inc.	Capital	\$272,415.00	N/A	\$272,415.00	N/A	Project Completion Start: 10/01/2024 End: 09/30/2027 (Estimated)	N
<p>Advertised: 08/2019 Opened: 09/25/2019 Three (3) Proposals Received (COJ) Eisman & Russo, Inc. AE Engineering, Inc. England, Thims & Miller, Inc. For additional information contact: Ella Bryant</p> <p>This is a request to authorize a Construction, Engineering, and Inspection (CEI) contract with Eisman and Russo, Inc. in accordance with the attached proposal and supporting documents for CEI services which are required for contract administration for the City's Harts Rd Bridge Replacement from Bertha St to Turtle Creek Drive S construction project. The consultant will provide CEI services for Harts Rd Bridge Replacement CEI as defined in the scope of services.</p> <p>The City is replacing and raising the Harts Rd Bridge over the Broward River, and raising the elevation of the roadway leading to the bridge. JEA's water and sewer mains are in conflict and will need to be relocated. The project will require CEI services for water (\$46,311.00) and force main (\$226,104.00). JEA will be completing this work with the City via our joint project process. As support of the project, JEA will be utilizing the same CEI firm for the contract administration that the City has selected. The City reviewed the three proposers who responded to their RFP, ultimately selecting Eisman and Russo.</p>											
3	IFB	1411826446 Buckman Wetlands Pilot	Melendez	Phillips and Jordan, Inc.	Capital	\$2,225,212.83	N/A	\$2,225,212.83	N/A	Project Completion Start: End: 09/30/26 (Estimated)	N
<p>Advertised: 08/15/2024 Opened: 09/24/2024</p> <p>Two (2) Responses and one (1) No-Bid received: Phillips and Jordan, LLC \$2,225,212.83 Action Environmental, LLC \$2,821,033.00 C.W. Matthews Contracting Co, No-Bid For more information contact: David King</p> <p>The scope of this project is to provide JEA with a pilot-scale treatment wetland system that receives approximately 20 to 80 gallons per minute reuse water from Buckman WRF. The scope includes site civil activities associated with clearing, environmental controls, erosion and sediment control, dewatering, grading, sodding, seeding, and planting within the wetlands. This work is unique and not many contractors can perform this work. JEA invited over 60 General Contractors to see if they would work with the environmental companies to submit a bid. Low participation was expected for this project. JEA received two (2) bid responses and one (1) no bid on the due date.</p> <p>The bid amount of \$2,225,212.83 is approximately 30% below the JEA estimate and deemed reasonable.</p>											
4	Invitation for Bid (IFB)	1411722446 IFB Miscellaneous Electric Items for JEA Inventory FY24 - 29	Philips	Gresco Supply Inc Hercules Industries, Inc. Stuart C. Irby Company, LLC Pffnner Instrument Transformers, LTD RS Americas, Inc. Tri-State Utility Products, Inc. Wesco Distribution, Inc.	Inventory	\$83,627.16 \$399,897.68 \$615,830.30 \$201,300.00 \$78,890.03 \$83,275.50 \$954,059.04	\$2,416,879.71	\$2,416,879.71	N/A	5-Year with 2 1-Yr Renewals Start Date: 10/01/2024 End Date: 09/30/2029	N/A
<p>Advertised: 05/21/2024 Opened: 06/25/2024 Seven (7) Bids Received For additional information contact: Lynn Rix</p> <p>The purpose of this Invitation for Bid (IFB) is to solicit pricing for Miscellaneous Electrical Items for JEA Inventory. The primary use of these items is to support the operations of JEA and can be best described as general electrical items ranging from meter locking rings to bushings and capacitor banks. During the last 12 months, the commodity spend for these items was \$1.38M.</p> <p>The evaluation criteria for this bid was the total lowest cost provider for each respective item would win, as long as the minimum qualifications were met and they quoted the correct JEA approved manufacturer and manufacturer part number. JEA evaluated the companies on price only, and the companies Awarded are deemed to be the lowest responsive and responsible respondents for 366 items. A copy of the Bid Analysis Workbook is attached as backup.</p> <p>An analysis of bid price compared to last price paid shows an average increase of 27% which is deemed reasonable. Further, JEA believes securing these items under contract will provide savings through process efficiencies of automated releases rather than spot buys and through contract management with annual price increases tied to the Consumer Price Index (CPI) and/or manufacturer increases.</p> <p>Request approval to award contract GRESKO SUPPLY INC (\$83,627.16), HERCULES (\$399,897.68), STUART C. IRBY, CO. (\$615,830.30), PFIFFNER (\$201,300.00), RS GROUP (\$78,890.03), TRI-STATE UTILITY (\$83,275.50), WESCO DISTRIBUTION (\$954,059.04) for Miscellaneous Electrical Items for JEA Inventory for a total amount of \$ 2,416,879.70 subject to availability of lawfully appropriated funds.</p>											

	Renewal	Annual Oracle Cloud Infrastructure (OCI) IaaS Cloud Solution	Datz	Oracle America, Inc	O&M	\$843,074.00	\$681,372.00	\$2,617,520.00		One (1) Year w/ Two (2)-One (1) Yr. Renewals	
5	<p>For additional information contact: Angel Iosua</p> <p>This request is for \$843,074.00 for the annual renewal of our cloud subscription with Oracle Cloud Infrastructure (OCI) from October 1, 2024 to September 30, 2025.</p> <p>JEA previously aligned Oracle contracts with JEA's fiscal year. The original contract term was administratively extended by approximately six months, from March 21, 2024 to September 30, 2024, without requiring additional funds at that time. The funds utilized to align this contract were Oracle PaaS and IaaS Universal Credits, totaling \$250,000.00. This purchase is critical for JEA's operations, as it primarily supports our data compute and storage needs, which are essential for maintaining our infrastructure and services. The order document and bill of materials, which include all specific products and services being purchased, are attached as backup. The annual renewal cost remains the same as the previous year.</p>								04/27/2023 - \$843,074.00 05/04/2024 - \$250,000.00 (Oracle Universal Credits)	No Renewals Remaining Start Date: 03/21/2022 End Date: 09/30/2025	N

Consent Agenda Action

Committee Members in Attendance	Names	Ted Phillips, Jody Brooks, Ricky Erixton
Motion by:	Jody Brooks	
Second By:	Ricky Erixton	
Committee Decision	Approved	

Regular Agenda

Award #	Type of Award	Solicitation # & Short Description/Title	VP	Awardee	Award Amount	Original Award Amount	New Not-to-Exceed	Amendments	Term	JSEB Participation (Y/N) If Y, then list company name(s) (% , \$ - awarded)	Action																		
1	Contract Extension	Customer Alerts and Preferences	Pressley	Message Broadcast	\$1,019,976.00	\$1,809,000.00	\$3,418,224.82	02/08/2024 - \$589,248.82	Three (3) Years, No Renewals Begin Date: 03/12/2021 End Date: 12/31/2027- Two (2) Yr Extension	N	<p>Motion by: Jody Brooks</p> <p>Second by: Ricky Erixton</p> <p>Committee Decision: Approved</p>																		
<p>For additional information contact: Angel Iosua</p> <p>Message Broadcast is a customer alert platform that is used by JEA to setup and manage ongoing, triggered, and ad hoc customer alerts. The Message Broadcast platform allows JEA to manage all alerts, email, text/SMS (two way), and print, through one (1) interface. The platform hosts the Customer Preference Center (allowing customers to select how, when and what messages they wish to receive) and store customer alert preferences (data hosting). The platform integrates with systems currently used by JEA.</p> <p>This request is for \$1,048,174.08 in additional funds to extend the existing contract with Message Broadcast for two (2) years, from January 1, 2025, to December 31, 2027. This extension is crucial for maintaining JEA's customer alert and notifications platform, which is integral to our operations. The proposed two (2) year extension offers the most cost-effective solution, with the monthly cost being 1.43% lower than a 12-month extension and 0.87% lower than an 18-month extension. Additionally, the overall price for services has decreased by 25.9% compared to the recent 10-month extension, due to the long-term security provided by the two (2) year agreement.</p> <p>Currently, Technology Services cannot support a transition to a new supplier due to the two (2) year timeframe required to decommission the existing solution and implement a new one. This extension will provide Digital Communications and Technology Services with the necessary time to complete a Technical Specification of the Scope of Work, seek Capital funding in preparation for competitive bidding, and manage the potential transition process following this extension. This extension will ensure the continuity of essential services while allowing adequate time for a thorough evaluation and transition planning.</p> <p>DISCUSSION/ACTION: According to the write up would like clarification as to the terms of the contract. Initially this item was a three year term, extended for nine months and now extending it for an additional two years. After the initial 3 year term it was extended for nine months due to the storm season which makes the term to extend thru Dec 2024. This award is being extended for an additional two years due to not having enough funding for this project. It was also decided to go back to message broadcast and ask for a two year term to give the Technology Services group enough time to allocate the funds and in case we have to implement a new vendor or software. The other reason for the extension is so that we can work on the capital project implementation that a new bid or product would require. There is no procurement or legality issues in extending this contract but they would like it noted for recommendation at the end of this two year extension that this item go out to market to ensure we are continuing to use the competitive process.</p> <p>DISCUSSION/ACTION PARTICIPANTS: Ted Phillips, Angel Iosua, Ricky Erixton, Rebecca Lavie, Nathan Woyak, Jody Brooks</p>																													
2	Invitation for Bid (IFB)	1411823046 Ferric Chloride - Iron Based Struvite Control Chemicals	Vu	PVS Technologies, Inc.	\$1,076,871.00	\$1,076,871.00	\$1,076,871.00	N/A	One (1) Year w/One (1) – One (1) Yr. Renewals Start: 11/1/2024 End: 10/31/2025	N	<p>Motion by: Jody Brooks</p> <p>Second by: Ricky Erixton</p> <p>Committee Decision: Approved</p>																		
<p>Advertised: 07/18/2024 Opened: 08/20/2024 Five (5) Bids received</p> <table border="1"> <tr> <td>Company</td> <td>Ferric Chloride</td> <td>Ferric Sulfate</td> </tr> <tr> <td>PVS Technologies, Inc.</td> <td>\$2.89/gal</td> <td>No Bid</td> </tr> <tr> <td>Penco, Inc.</td> <td>\$3.59/gal</td> <td>\$2.51/gal</td> </tr> <tr> <td>Kemira Water Solutions, Inc.</td> <td>No Bid</td> <td>\$2.03/gal</td> </tr> <tr> <td>Sun Professional Supply</td> <td>No Bid</td> <td>\$2.49/gal</td> </tr> <tr> <td>USP Technologies</td> <td>No Bid</td> <td>\$3.00/gal</td> </tr> </table> <p>For additional information contact: Darriel Brown</p> <p>The purpose of this Invitation for Bid (the "IFB") is to solicit pricing and to select a vendor that can provide bulk ferric chloride as described in this Solicitation. JEA requires Ferric Chloride (FeCl3) and/or Ferric Sulfate (Fe2(SO4)3) which is used for struvite control in our wastewater treatment process. The product will be delivered by the supplier in a bulk shipment via tanker to JEA Buckman Residuals Management Facility.</p> <p>The unit price for Ferric Chloride is increasing from \$2.84/gal to \$2.89/gal (1.8%). Although this was solicited with a Three (3) Year term, JEA is planning to award the contract for One (1) Year as Ferric Sulfate is trialed. The awardee agreed to the reduced term and maintained their bid price as submitted. Pending results of the trial, JEA may develop a plan to transition to Ferric Sulfate.</p> <p>DISCUSSION/ACTION: Would like an explanation as to why we chose the chlorid over the sulfate, and why did we bid both of the items. We are currently using ferric chloride for the time being but looking to possibly move over to sulphate to save money. Currently we are only going to be awarding the ferric chloride contract for a year while we pilot the ferrous sulfate. If we like the ferric sulfate option we will then at that time move in that direction. If not, we will stay with the fiberichloride. We did want to see pricing on ferrous sulphate, but we are awarding ferritin because that's what we are using in our treatment process.</p> <p>DISCUSSION/ACTION PARTICIPANTS: Ted Phillips, Dan Kruck</p>												Company	Ferric Chloride	Ferric Sulfate	PVS Technologies, Inc.	\$2.89/gal	No Bid	Penco, Inc.	\$3.59/gal	\$2.51/gal	Kemira Water Solutions, Inc.	No Bid	\$2.03/gal	Sun Professional Supply	No Bid	\$2.49/gal	USP Technologies	No Bid	\$3.00/gal
Company	Ferric Chloride	Ferric Sulfate																											
PVS Technologies, Inc.	\$2.89/gal	No Bid																											
Penco, Inc.	\$3.59/gal	\$2.51/gal																											
Kemira Water Solutions, Inc.	No Bid	\$2.03/gal																											
Sun Professional Supply	No Bid	\$2.49/gal																											
USP Technologies	No Bid	\$3.00/gal																											
3	Request for Proposals (RFP)	1411807246 - Facilities Janitorial Services (JSEB) Sheltered Market - Substations, Lift Stations, Chiller Plants, and Treatment Plants	Phillips	Eversafe Building Maintenance Corporation	\$1,360,623.60	N/A	N/A	N/A	Three (3) Years w/Two (2) – One (1) Yr. Renewals Start Date: 10/01/2024 End Date: 09/30/2027	Eversafe Building Maintenance Corporation is a JSEB	<p>Motion by: Jody Brooks</p> <p>Second by: Ricky Erixton</p> <p>Committee Decision: Approved</p>																		
<p>Advertised: 07/24/2024 Optional Pre-Response Meeting: 08/01/2024, Five (5) Attendees Responses Opened: 09/04/2024</p> <p>Four (4) Responses Received: Eversafe Building Maintenance Corporation - \$1,360,623.60 Florida Fleet Cleaning Specialist, Inc. - \$2,078,025.00 Keen on Klean LLC - \$2,340,735.00 The Frazier Group DBA Frazier Janitorial Services - \$2,867,461.92</p> <p>For additional information contact: Halley Stewart</p> <p>The purpose of this solicitation for Facilities Janitorial Services (JSEB) Sheltered Market - Substations, Lift Stations, Chiller Plants, and Treatment Plants (this "Solicitation") is to evaluate and select a vendor to provide Janitorial services to approximately 169 JEA facilities, primarily located in Duval County, with some additional sites in Clay, Nassau, and St. Johns Counties identified in "Appendix B - Proposal Workbook." These facilities include substations, lift stations, chiller plants, water treatment plants, and wastewater treatment plants as described in this Solicitation (the "Work") and to determine the best method for JEA to procure the Work with regard to pricing, quality, and workmanship. The work to be performed by the Company includes all labor, supervision, materials, tools, equipment, and reporting requirements as necessary for performing the work.</p> <p>45 JSEB suppliers were invited to participate, five (5) suppliers attended the optional pre-response meeting, and four (4) responses were received.</p> <p>Eversafe Building Maintenance Corporation is the highest ranked and highest scoring company with the lowest response pricing for this solicitation. The initial response amount was higher than the business unit budget. Procurement reviewed the submitted pricing and analyzed it against average CPI increases since the previous contract, along with updated hourly staff rates. Eversafe agreed that the original three (3) year pricing in the amount of \$1,693,887.00 could be lowered by approximately 20% based on the analysis and discussion with Procurement. The negotiations resulted in a savings in the amount of \$333,263.40. Eversafe is the incumbent for this contract and has provided satisfactory service. The previous contract was awarded in the amount of \$1,752,736.90 for three (3) years beginning in 2021. The updated response amount for this solicitation is in the amount of \$1,360,623.60 for three (3) years, which is 22% less than the prior contract. Eversafe Building Maintenance Corporation's response pricing is 35% lower than the next lowest response and is deemed reasonable.</p> <p>DISCUSSION/ACTION: Why is Award three and Award 4 broken into two items? This is broken out into two separate contracts due to the type of facilities and the level of service needed at those facilities. Facilities Services does maintain service level agreements with business partners that impacted the decision to split. These are JSEB contracts and may be difficult for a JSEB to maintain both contracts if they are combined or limit the amount of bidders we have. It was also mentioned of the agenda to be corrected on the contract term dates Due to the awards committee meeting being cancelled last week there was an extension on the current Janitorial contracts with Eversafe by 30 days from September 30, 2024 to October 30, 2024. The new contracts term dates are October 31, 2024 - October 30, 2027.</p> <p>DISCUSSION/ACTION PARTICIPANTS: Ted Phillips, Halley Stewart, Chrissy Nunziato, Melanie Newton-Green, Bill Hickey</p>																													

	Request for Proposals (RFP)	1411785846 - Facilities Janitorial Services (JSEB) Sheltered Market - Generating Stations	Phillips	Eversafe Building Maintenance Corporation	\$1,399,824.12	N/A	N/A				
4	<p>Advertised: 07/25/2024 Optional Pre-Response Meeting: 08/09/2024, Eight (8) Attendees Optional Site Visit: 08/15/2024, Six (6) Attendees Responses Opened: 09/04/2024</p> <p>Three (3) Responses Received: Eversafe Building Maintenance Corporation - \$1,399,824.12 Keen on Klean LLC - \$2,308,725.48 The Frazier Group DBA Frazier Janitorial Services - \$3,723,904.92</p> <p>For additional information contact: Halley Stewart</p> <p>The purpose of this solicitation for Facilities Janitorial Services (JSEB) Sheltered Market - Generating Stations (this "Solicitation") is to evaluate and select a vendor to provide Janitorial services to approximately 49 buildings and Wellness Centers identified in "Appendix B - Proposal Workbook." These sites are located within JEA Electric Generating Plants: Northside Generating Station (NGS), Brandy Branch Generating Station (BBGS), Kennedy Generating Station (KGS), and Greenland Energy Center (GEC) as described in this Solicitation (the "Work") and to determine the best method for JEA to procure the Work with regard to pricing, quality, and workmanship. The work to be performed by the Company includes all labor, supervision, materials, tools, equipment, and reporting requirements as necessary for performing the work.</p> <p>46 JSEB suppliers were invited to participate, eight (8) suppliers attended the optional pre-response meeting, six (6) attended the optional site visit, and three (3) responses were received.</p> <p>Eversafe Building Maintenance Corporation is the highest ranked and highest scoring company with the lowest response pricing for this solicitation. The initial response amount was higher than the business unit budget. Procurement reviewed the submitted pricing and analyzed it against average CPI increases since the previous contract, along with updated hourly staff rates. Eversafe agreed that the original three (3) year pricing in the amount of \$1,658,149.80 could be lowered by approximately 16% based on the analysis and discussion with Procurement. The negotiations resulted in a savings in the amount of \$258,325.68. Eversafe is the incumbent for this contract and has provided satisfactory service. The previous contract was awarded in the amount of \$1,133,475.29 for three (3) years beginning in 2021. The updated response amount for this solicitation is in the amount of \$1,399,824.12 for three (3) years, which is 23% more than the prior contract. Eversafe Building Maintenance Corporation's response pricing is 39% lower than the next lowest response and is deemed reasonable.</p> <p>DISCUSSION/ACTION: Why is Award three and Award 4 broken into two items? This is broken out into two separate contracts due to the type of facilities and the level of service needed at those facilities. Facilities Services does maintain service level agreements with business partners that impacted the decision to split. These are JSEB contracts and may be difficult for a JSEB to maintain both contracts if they are combined or limit the amount of bidders we have. It was also mentioned for the agenda to be corrected on the contract term dates Due to the awards committee meeting being cancelled last week there was an extension on the current Janitorial contracts with Eversafe by 30 days from September 30, 2024 to October 30, 2024. The new contracts term dates are October 31, 2024 - October 30, 2027. DISCUSSION/ACTION PARTICIPANTS: Ted Phillips, Halley Stewart, Chrissy Nunziato, Melanie Newton-Green, Bill Hickey</p>							N/A	Three (3) Years w/Two (2) – One (1) Yr. Renewals Start Date: 10/01/2024 End Date: 09/30/2027	Eversafe Building Maintenance Corporation is a JSEB	<p>Motion by: Jody Brooks</p> <p>Second by: Ricky Erixton</p> <p>Committee Decision: Approved</p>
5	Invitation for Bid (IFB)	1411787846 South Shores Sub-Aqueous Force Main Rehab	Melendez	Logan Diving & Salvage	\$2,123,923.00	N/A	\$2,123,923.00	N/A	Project Completion Start: 10/23/2024 End: 04/01/2025	N	<p>Motion by: Jody Brooks</p> <p>Second by: Ricky Erixton</p> <p>Committee Decision: Approved</p>
6	Ratification/ Amendment	4511 Spring Park Rd Pump Station Rehab and Upgrade	Melendez	United Rentals	\$1,015,422.32	N/A	\$1,015,422.32	N/A	Project Completion Start: 07/25/2023 End: 12/30/2024 (Estimated)	N	<p>Motion by: Jody Brooks</p> <p>Second by: Ricky Erixton</p> <p>Committee Decision: Approved</p>
7	Single Source	JEA Global Positioning System (GPS) and Telematics LiGO Annual Subscription	T. Phillips	PreCise MRM LLC	\$832,120.00	N/A	\$832,120.00	N/A	Two (2) Years w/ One (1)-One (1) Yr. Renewals Start Date: 10/01/2024 End Date: 09/30/2026	N	Deferred

Consent and Regular Agenda Signatures

Budget	Name/Title	<u>Sara Goodwin</u> Manager, Operating Budgets
Awards Chairman	Name/Title	<u>Theodore B Phillips</u> CFO
Procurement	Name/Title	<u>Lisa Pleasants</u> on behalf of Jenny McCollum
Legal	Name/Title	<u>Rebecca Lavis</u> OGC

Award #1 Supporting Documents 10/03/24

JEA Awards Agenda September 19, 2024 225 North Pearl St., Jacksonville, FL 32202 - Hydrangea Room 1st Floor

[Teams Meeting Info](#)

Consent Agenda

The Chief Procurement Officer offers the following items for the JEA Awards Consent Agenda. Any item may be moved from the Consent Agenda to the Regular Agenda by a committee member asking that the item be considered separately. **All items on the Consent agenda have been approved by OGC, Budget and the Business Unit Vice President and Chief.** The posting of this agenda serves as an official notice of JEA's intended decision for all recommended actions for **Formal Purchases** as defined by **Section 3-101 of the JEA Procurement Code**. Please refer to JEA's Procurement Code, if you wish to protest any of these items.

Award #	Type of Award	Solicitation # & Short Description/Title	VP	Awardee	Funding Source	Award Amount	Original Award Amount	New Not-to-Exceed	Amendments	Term (Projected) Start Date - End Date	JSEB Participation (Y/N) If Y, then list company name(s) (% , \$ - awarded)
1	Minutes	Minutes from 09/12/2024 Meeting	N/A	N/A	N/A	N/A	N/A	N/A	N/A	N/A	N/A
2	Contract Increase	1411055046 - Engineering Design Services for the Black Fords WRF	Melendez	Ardurra Group, Inc.	Capital	\$2,869,985.05	\$13,931,177.99	\$17,585,061.35	08/07/2024 - \$347,094.75 08/29/2024 - \$436,803.56	Project Completion Start: 06/22/2024 End: 11/30/2027 (Expected)	N
<p>Last Awarded: 06/22/2023 For additional information contact: Marline McDonald</p> <p>The scope of work includes providing permitting, design, bid, and post-design engineering services to expand the Blacks Ford WRF from 6 to 12 MGD. The upgrades include, but not limited to: influent screening, two new oxidation ditches, improve existing oxidation ditches, three new secondary clarifiers, cloth disk filters, UV system, plant drain (sewer) pump stations, digester, reject storage, biosolids management, chemical system, I&C, new electrical bldg., generator, fuel tank, yard piping.</p> <p>This contract increase is for additional engineering design services for the Blacks Ford WRF expansion and includes additional storage and pumping facilities, addressing space limitations at the original site, and designing off-site facilities. This amendment also incorporates additional effluent management, storage, and discharge system upgrades to meet capacity requirements. The additional services are necessary due to unforeseen space limitations and capacity constraints identified during early design stages, requiring off-site facility development to support the expanded plant capacity.</p> <p>The hourly rates used in this contract increase have not changed since the original contract. The fee for this contract increase has been reviewed by JEA project staff, compared to past and current projects, and deemed reasonable.</p>											
3	Invitation for Bid (IFB)	1411828446 IFB TRAPB016 One-time Purchase for JEA Inventory	Phillips	Wesco Distribution, Inc. dba Englewood Electrical Supply (Cooper Expedited Option)	Inventory	\$463,902.00	N/A	\$463,902.00	N/A	Start Date: 09/19/2024 End Date: 04/01/2025	N/A
<p>Advised: 08/12/2024 Opened: 08/27/2024 Seven (7) Bids Received; Three (3) Disqualified For additional information contact: Lynn Rix</p> <p>The purpose of this solicitation is to select a vendor to provide JEA Item Number TRAPB016 at the best price and delivery time to JEA. The following manufacturers are approved: CARTE INTERNATIONAL, CENTRAL MOLONEY, CG POWER SYSTEM / PAUWELS, COOPER POWER SYSTEMS, ERMCO TRANS, HOWARD, MGM TRANSFORMER COMPANY, NATIONAL INDUST (ABB/HITACHI), PROLEC (GE), and SQUARE D.</p> <p>The Solicitation was for a quantity of three (3) 1500 KVA, 13200V/7620 volt primary, 208Y/120 volt secondary, pad mounted, three-phase transformers. The basis for award was best price and lead time. Three of the seven responses quoted unapproved manufacturers and were disqualified.</p> <p>Wesco Distribution, Inc. dba Englewood Electrical Supply (Cooper Expedited Option) is the lowest responsive and responsible bidder at \$154,635.00 per unit and best delivery time of March 2025. This item was last purchased on January 5, 2024, from Tri-State Utility Products, Inc. for \$152,495.00, a 1.4% increase which is deemed reasonable.</p>											
4	Emergency	Emergency Remediation at Jacksonville School for Autism	Phillips	Braddock's Carpet Consultant, Inc., dba ServPro of Mandarin	O&M	\$850,000.00	N/A	\$850,000.00	N/A	Project Completion: End Date: 09/20/2024	N
<p>For additional information contact: Elaine Selders.</p> <p>This award requests the ratification of commercial services performed by ServPro of Mandarin in response to the sewer overflow that occurred at the Jacksonville School of Autism located at 9000 Southside Boulevard on September 4, 2024. Although JEA has not determined the cause of the overflow, and admits no liability in this matter, JEA dispatched ServPro to the property in order to address an immediate danger to public health, safety, and welfare. ServPro determined that Buildings 900 and 1100 were heavily impacted by the sewage intrusion and proposed (i) the removal and disposal of all porous building materials affected by the intrusion and (ii) the cleaning and treatment of all affected areas. ServPro provided an initial quote of \$1,003,417.21 for performance of the work. JEA and ServPro subsequently negotiated a not-to-exceed price of \$850,000, subject to a two percent discount if payment is made within fifteen days of receipt of the invoice.</p>											
5	Invitation for Bid (IFB)	1411659846 Blacks Ford WRF Package Plant Site Work	Vu	Sawcross, Inc.	Capital	\$2,371,325.00	\$2,371,325.00	\$2,371,325.00	N/A	Start Date: 10/15/2024 End Date: 04/30/2025	Y RZ Service Group (Mechanical Supply) - 4% or \$83,710.00
<p>Advised: 05/02/2024 Opened: 07/16/2024 Three (3) Bids Received Sawcross, Inc. - \$2,371,325.00 Southeastern Construction - \$2,720,485.00 PBM Constructors Inc. - \$3,029,193.30 For additional information contact: Lynn Rix</p> <p>The purpose of this solicitation is to select a vendor to provide all labor, materials, equipment, tools, services and incidentals to provide improvements that will support placing the existing package plant back into operation. The Contractor will be required to coordinate work and startup activities with DAVCO, a division of Evoqua. DAVCO will be under a separate contract to renovate, modify and improve the existing facility. The Contractor will be responsible for the infrastructure to pump wastewater to and from the package plant, and DAVCO will be responsible for the process performance as specified herein, and in specification section 11660 - Modifications to the Existing Field-Erected Wastewater Treatment System. The Contractor will be required to supply and install pipe, valves, etc. in accordance with JEA's Water and Wastewater Standards Manual.</p> <p>The first bid due date resulted in one bid. Discussions with the potential bidders from the pre-bid meeting revealed the initial hesitation of the bidders was the coordination between this project and the contractors renovating the package plant. After concerns were addressed and clarifications made, the bid due date was extended two weeks. With the extension we were able to obtain three (3) bids.</p> <p>Sawcross, Inc. is the lowest responsive and responsible Bidder. The bid is 13% above the estimate for this scope of work and deemed reasonable compared to the other bids and past projects.</p>											

	Contract Increase	Item GCBAR002 Deadtank Breaker	Phillips	Mitsubishi Electric Power Products, Inc.	Inventory	\$37,149.00	\$312,180.00	\$349,329.00			
6	<p>For additional information contact: Lynn Rix</p> <p>Mitsubishi Electric Power Products is the only approved manufacturer of item GCBAR002 (Breaker, Deadtank, SF6, 72.5kV, 3000A, 350kV BL, 50kA, Spring) These breakers are used in JEA's Electric Substations for any 69kV breaker replacements. JEA does not typically build new 69kV substations. New substations are built at 230kV now. The 69kV system is an older system that forms the inner ring of substations just outside of downtown Jacksonville.</p> <p>These breakers will be used when an existing 69kV breaker fails or as a part of the ongoing breaker replacement program over the next 20 plus years. The next few breakers will be used at the following substations: Lane Ave., Oakwood Villa, Naval Air Station, Robinwood, and Merrill Road.</p> <p>Initially Awarded on 01/12/2023, the breakers are now 60 days from delivery. Per the purchase terms and conditions, the price is being adjusted from \$104,060.00 to \$116,443.00 each, an increase of \$37,149.00 over the three breakers. This 11.9% increase is in line with the Producer Price Index (PPI) and deemed reasonable. Attached is a copy of the latest Switchgear index.</p>								N/A	Start Date: 01/13/2023 End Date: 11/30/2024	N/A

Consent Agenda Action

Committee Members in Attendance	Names	Ted Phillips , Jody Brooks, Hai Vu
Motion by:	Jody Brooks	
Second By:	Hai Vu	
Committee Decision	Approved	

Regular Agenda

Award #	Type of Award	Solicitation # & Short Description/Title	VP	Awardee	Award Amount	Original Award Amount	New Not-to-Exceed	Amendments	Term	JSEB Participation (Y/N) If Y, then list company name(s) (% , \$ - awarded)	Action
1	Contract Extension	Post Implementation Professional Service Support For ON-Premise Oracle E-Business Suite Migration To Oracle Cloud Infrastructure	Selders	Accenture, LLP	\$746,900.00	\$1,600,000.00	\$2,900,637.50	02/01/2024-\$472,192.00 05/24/2024- \$16,865.50 07/31/2024- \$64,680.00	One (1) Year with No Renewals Start: 07/26/2023 End: 07/31/2025	N	<p>Motion by: Jody Brooks</p> <p>Second by: Hai Vu</p> <p>Committee Decision: Approved</p>
	<p>For additional information contact: Angel Iosua</p> <p>This award piggybacks off of the public NASPO contract No. 43230000-NASPO-16-ACS For Cloud Solutions dated June 21, 2019, competitively procured Cloud Solutions and executed Contract No. AR3086, Cloud Solutions ("Master Contract"). Note this contract is valid 08/01/2017 through 09/30/2026.</p> <p>This contract extension request is for ten (10) months and \$746,900.00 for continued professional and architectural support services from 10/1/2024 to 07/31/2025 for On-Premises Oracle E-Business Suite (EBS) Migration Technical Upgrade on Oracle Cloud Infrastructure (OCI) provided by Accenture. The original award was for one (1) year and an administrative two (2) month extension was completed on 07/31/2024 through 09/30/2024. These services include System Administration and Core Tech resources in support of the operation and maintenance of the ticket driven work assignments in areas such as, existing and any new EBS application, ExaCS databases and other supporting Cloud resources involved. Accenture will also implement InfoSecurity requirements and standards to support any new environments, Backup and Recovery on the application and database tiers, OCI Firewall, OCI Security Network support and administration which are native to OCI as well as 3rd party tools deployed in the tenancy today that includes Palo Alto Firewalls, FS and Aviatrix. The rates in the SOW for professional and architectural support services will remain the same. JEA needs the additional Accenture resources because they have direct knowledge of JEA's new Cloud Infrastructure having led the implementation. Without Accenture's continued engagement support the ability of JEA's resources to effectively maintain/support this infrastructure is limited which would put JEA at risk. The request allows JEA's resources to take advantage of Accenture's knowledge and experience in a production environment.</p> <p>Discussion/ Action: What was the cause for the needed extra time? The cause was due to extension for the R12 upgrade that has new functionality we will be adding for the first time and we would like to continue to take advantage of Accenture's expertise in the Cloud infrastructure space to ensure that we architect the new capabilities correctly.</p> <p>Discussion/ Action Participants: Ted Phillips and Katura Owens</p>										

2	<p>Invitation for Bid (IFB)</p> <p>141775846 (IFB) NGS N00 Limestone Piping Replacement</p> <p>Meterize</p> <p>WG Yates & Sons Construction</p> <p>\$4,045,733.12</p> <p>N/A</p> <p>\$4,045,733.12</p>				N/A	<p>Project Completion:</p> <p>Estimated Start Date: 10/01/2024</p> <p>Estimated End Date: 04/14/2025</p>	0	<p>Motion by: Jody Brooks</p> <p>Second by: Hai Vu</p> <p>Committee Decision: Approved</p>	
<p>Advised: 06/24/2024 Opened: 07/30/2024 Two (2) Bids Received WG Yates & Sons Construction - \$5,999,147.57 WW Gay Mechanical - \$7,901,312.00 For additional information contact: Justin Behr</p> <p>JEA developed a project at Northside Generating Station (NGS) which includes replacement of all limestone piping, fittings, and valves for each pipeline (A,B, and C Trains) from the Limestone Prep Building to the isolation valves at N01 and N02 furnace injection points. The project was designed in a measured approach in which the project work was broken down into 7 distinct phases based on the ability to accomplish during subsequent planned outages: Phase 1 - replacement from the N02 Day Bin to the isolation valves at the N02 furnace injection points. Phase 2 - replacement from the N01 Day Bin to the isolation valves at the N01 furnace injection points. Phase 3 - replacement from the Limestone Prep Building to the N01 and N02 Day Bins.</p> <p>The approach to sourcing the required work was then based on the type of goods and services being bid at a project level to leverage volume and build upon expertise and familiarity. JEA divided the scope into two portions, the first portion being Engineering and Materials, and a second portion for installation of materials. The OEM (CCC Inc. commercial) was awarded to provide engineering for the piping system and supply of all piping materials for the project. In this solicitation, JEA soliciated competitive bids for the installation of the material for all three phases of the project.</p> <p>Upon review of proposals, the low bid was significantly higher than the JEA estimated cost for the project, this is attributed to the estimates not including the entirety of the project in cost. The linear feet included in the JEA estimate accounted for Phase 1 only. Further bid evaluations and cost reviews found that proposal funding could not support the low bid total of total \$6,509,147.57 for the entirety of the project. The project team reviewed alternative approaches and determined: • The low bidder's response was less than the project estimates on a linear foot basis. • A \$1,285,599.37 low bid or 11.1% lower than \$2,250,000 original estimates of the Phase 1 installation portion. • The low bidder (and proposed awarded) was 21.2% lower than the second-place bidder for the aggregate three phases. • The low bidder (and proposed awarded) was lower than the second-place respondent for the phases being awarded.</p> <p>For these reasons, the pricing has been deemed justifiable and NGS senior management determined that the valued path forward would be to complete the installation for Phases 1 & 2 only. A budget trend of \$1,363,871 was submitted and approved by JEA leadership to complete this project. It should be noted that the costs to complete Phase 3 could not be justified over costs associated with maintenance of the existing Phase 3 system. Therefore, it was decided to shelve the completion of the Phase 3 and if future needs arise, we will explore replacement of Phase 3 through a new solicitation. Additionally, through the UCC agreement noted previously, the pipe for Phase 1 (N02) has been fabricated, delivered to NGS site, and scheduled to be installed (the result of this bid) during the outage in October 2024. The pipe for Phase 2 is in fabrication, expected to be delivered in December 2024, and planned to be installed (the result of this bid) during the spring outage in 2025. Engineering had been completed for Phase 3, but material has not been acquired.</p> <p>Discussion/ Action: What was the reason for the decrease in pricing - was there a scope change to have the low bidder go from \$5.6M to \$4M? It was initially 3 phases and it was decided to only do phase 1 which was for unit 2 and phase 2 for unit 1. Phase 3 bids came in over the project budget so it was decided to defer that phase for now. Only phases 1 and 2 would be implemented in this project.</p> <p>Second question - would we come back at a later date to complete phase 3 or is it off the table? It is off the table. Operation and maintenance management could not justify the cost associated with it, so they will continue maintaining and doing repairs.</p> <p>Third question - If phase 3 is off the table would it have changed one of the other's bid if it was only phase 1 and 2, was that looked at from a scope's perspective? The companies bid on these items by phases so we had a bid for phase one, a bid for phase two, a bid for phase three. The company that we're awarding to still have the lowest bid for the two phases being awarded.</p> <p>Discussion/ Action Participants: Ted Phillips, Jamila Alrayt, Chuck Burach and Jody Brooks</p>									
3	<p>Single Source</p> <p>CAPSW001 - Single Source Purchase</p> <p>Phillips</p> <p>Southern States, LLC c/o TCI Sales, Inc.</p> <p>\$609,840.00</p> <p>N/A</p> <p>\$609,840.00</p>				N/A	<p>Start Date: 10/01/2024</p> <p>End Date: 09/30/2025</p>	N/A	<p>Motion by: Jody Brooks</p> <p>Second by: Hai Vu</p> <p>Committee Decision: Approved</p>	
<p>For additional information contact: Lyna Riv</p> <p>The purpose of this request is to make a single source purchase of nine (9) JEA Item CAPSW001 - CSP SWITCHER, CAPACITOR SWITCHING DEVICE, 38KV, 200KV BIL, 6MYAR, SOUTHERN STATES PART CAPSW001 WITH 20 FOOT CONTROL CABLE INCLUDED. The Southern States CapSwitcher device is being used for all Capacitor Banks in JEA substations. The Joslyn VIM switch was used in legacy substations, but due to operating issues, a replacement device was needed. The Southern States CapSwitcher has been used in new substations and as a replacement for failed VIMs since 2018. The manufacturer, Southern States, LLC through their distributor, TCI Sales, Inc., is the single source provider of this device. The quote received on 07/17/2024 for \$58,660.00 per unit, was a 17% increase over the last purchase price of \$49,800.00 unit on 03/03/2023. This increase is mostly due to Atlanta area labor and component increases. Lead times have also increased from 26 weeks to 40 weeks. JEA was able to negotiate this price down to \$55,440.00 unit, a 12% increased in cost on the switchgear index. The business estimate of what we have paid in the past. A copy of the Quote is attached for reference.</p> <p>Discussion/ Action: We would like an explanation why this needed to be a single source. CAP Switcher is to replace the units that we have in our substations currently that are failing and the supplier isn't continuing to support. It was researched and we looked to see what options we have in the manufacturing world, and the Southern States CAP Switcher is an option to replace it. They are the only company that has the technological component that is a pre insertion resistor which helps keep the voltage levels even when at a capacitor bank so you don't drop down customers and cause outages. Eleven units are being purchased for the estimated unit that need to be replaced. The lead times for this item is 26 to 40 weeks.</p> <p>Discussion/ Action Participants: Ted Phillips, Jody Brooks and Patricia Murple</p>									

Consent and Regular Agenda Signatures

Budget	Name/Title <i>Stephanie Nealy, Manager CBP</i>
Awards Chairman	Name/Title <i>JE Off for TBD PHILLIPS</i>
Procurement	Name/Title <i>Jody Brooks</i>
Legal	Name/Title <i>Rebecca Lavin</i>

70540-23

**CONTRACT
BETWEEN
CITY OF JACKSONVILLE
AND
EISMAN & RUSSO, INC.
FOR
CONSTRUCTION ENGINEERING AND INSPECTION SERVICES
FOR
8 BRIDGE PROJECTS**

THIS CONTRACT for construction engineering and inspection services for eight (8) bridge projects is made and entered into this 20 day of July, 2023 (the "Effective Date"), by and between the **CITY OF JACKSONVILLE**, a consolidated municipal corporation and political subdivision existing under the Constitution and laws of the State of Florida (the "City"), and **EISMAN & RUSSO, INC.**, a Florida profit corporation with its principal office at 6455 Powers Avenue, Jacksonville, Florida 32217 (the "Contractor").

WHEREAS, City issued Request for Proposal No. P-43-22 (the "RFP") for certain professional services described in the RFP (the "Services"); and

WHEREAS, based on Contractor's response to the RFP, City has negotiated and awarded this Contract to Contractor; now therefore

IN CONSIDERATION of the premises and the mutual covenants contained below and of other good and valuable consideration acknowledged by the parties to be sufficient, the parties agree as follows:

1. **Performance of Services.** Contractor shall perform the Services as described in and according to (i) the RFP and the Response, each of which is incorporated into and made a part of this Contract, and (ii) the Scope of Services, attached hereto as **Exhibit A** and incorporated herein by this reference.

2. **Compensation.** Contractor shall be paid for the Services the fees detailed in the Contract Fee Schedule, attached hereto as **Exhibit B** and incorporated herein by this reference. Each project performed under this Contract shall be authorized by an individual purchase order with a not-to-exceed amount applicable thereto.

3. **Maximum Indebtedness.** As required by Section 106.431, *Ordinance Code*, City's maximum indebtedness for the Services under this Contract for the period of service shall be a fixed monetary amount not to exceed FIVE MILLION AND 00/100 DOLLARS

CONTRACT FEE SUMMARY FOR ENGINEERING DIVISION CITY OF JACKSONVILLE, FLORIDA				
PART I - GENERAL				
1. Project Construction Engineering and Inspection Services for 8 Bridge Projects		3. Contract Number RFP # P-43-22		
2. Name of Consultant Eisman & Russo, Inc.		4. Proposal Date 05/24/23		
PART II - LABOR RELATED COSTS				
5. Direct Labor	Hourly Rate	Estimated Hours	Estimated Cost	Contract Amount
Principal/Project Director/Project Liason	\$81.00		\$0.00	
Senior Project Engineer (Registered)	\$78.00		\$0.00	
Scheduler	\$50.00		\$0.00	
Project Administrator	\$57.00		\$0.00	
Contract Support Specialist	\$37.00		\$0.00	
Resident Compliance Specialist	\$34.00		\$0.00	
Senior Bridge Inspector	\$39.00		\$0.00	
Bridge Inspector	\$29.00		\$0.00	
Senior Design Reviewer (Registered)	\$80.00		\$0.00	
Clerical	\$16.00		\$0.00	
TOTAL DIRECT LABOR		0 Hours		\$0.00
6. Overhead (Combined Fringe Benefit & Administrative) Overhead Rate 150 % x Total Direct Labor				\$0.00
7. SUBTOTAL: Labor + Overhead (Items 5 & 6)				\$0.00
8. PROFIT: Labor Related Costs (Item 7) x 10%				\$0.00
PART III - OTHER COSTS				
9. Miscellaneous Direct Costs				
Transportation			\$	
Phone/Communication			\$	
Computer Equipment/Software			\$	
MISCELLANEOUS DIRECT COSTS SUB-TOTAL				\$0.00
10. SUBCONTRACTS (Limiting Amount)				
Inspection (VIA) JSEB			\$ 0.00	
Inspection/Design Review Support (RS&H)			\$ 0.00	
Testing & Geotech (CSI Geo) JSEB			\$ 0.00	
Survey (Smith Surveying) JSEB			\$ 0.00	
PDA Testing (ECS Florida)			\$ 0.00	
Underwater Inspection (Volkert)			\$ 0.00	
Web-based Tech (Geogrametrix)			\$ 0.00	
Bridge Coatings (Greenman-Pederson, Inc.)			\$ 0.00	
SUB-CONTRACT SUB-TOTAL				\$0.00
TOTAL LUMP SUM AMOUNT (Items 5, 6, 8, 9 and 10)				\$0.00
11. REIMBURSABLE COSTS (Limiting Amount)				
			\$ 0.00	
SUB-TOTAL REIMBURSABLES				\$0.00
PART IV - SUMMARY				
TOTAL AMOUNT OF CONTRACT (Lump Sum Plus Reimbursables) (Items 5, 6, 8, 9, 10 and 11)				\$0.00
PREVIOUS CONTRACT AMOUNT				\$0.00

Exhibit B (TWO#2)

CONTRACT FEE SUMMARY FORMAT FOR CITY OF JACKSONVILLE

SUBMIT TO JEA

PART I - GENERAL				
1. Project COJ Harts Rd over Broward River - Utility Relocation Project		2. Proposal / Contract Number RFP # P-43-22 70540-23		
3. Name of Consultant Eisman & Russo, Inc.		4. Date of Proposal 3/13/2024		
PART II - LABOR RELATED COSTS				
5. Direct Labor	Hourly Rate	Estimated Hours	Estimated Cost	TOTAL
Principal	\$ 81.00	0	\$ -	
Sr. Project Engineer	\$ 78.00	52	\$ 4,056.00	
Project Administrator	\$ 57.00	312	\$ 17,784.00	
Contract Support Specialist	\$ 37.00	0	\$ -	
Senior Bridge Inspector	\$ 39.00	1980	\$ 77,220.00	
Bridge Inspector	\$ 29.00	0	\$ -	
Clerical	\$ 16.00	0	\$ -	
TOTAL DIRECT LABOR		2344		\$ 99,060.00
6. Overhead (Combined Fringe Benefit & Administrative)				
Overhead Rate			150 % x Total Direct Labor	\$ 148,590.00
7. SUBTOTAL: Labor + Overhead (Items 5 & 6)				\$ 247,650.00
8. PROFIT: Labor Related Costs (Item 7)			x 10%	\$ 24,765.00
PART III - OTHER COSTS				
9. Miscellaneous Direct Costs				
Plan Sets Reproducibles			\$	
Bid Specifications Reproducibles			\$	
Tree Clearing Permit Fee			\$	
Shipping & Mail			\$	
MISCELLANEOUS DIRECT COSTS SUB-TOTAL				\$ -
10. SUBCONTRACTS (Limiting Amount)				
			\$	
			\$	
			\$	
SUBCONTRACT SUB-TOTAL				0.00
TOTAL LUMP SUM AMOUNT (Items 5, 6, 8 and 9)				\$ 272,415.00
11. REIMBURSABLE COSTS (Limiting Amount)				
Earthwork Lab (CSI-Geo) JSEB			\$ 0.00	
Concrete Testing (CSI-Geo) JSEB			\$ 0.00	
Survey (Smith Surveying) JSEB			\$ 0.00	
PDA Piles (ECS)			\$ 0.00	
SUB-TOTAL REIMBURSABLES				\$ -
PART IV - SUMMARY				
TOTAL AMOUNT OF CONTRACT (Lump Sum Plus Reimbursables) (Items 5, 6, 8, 9, 10 and 11)				\$ 272,415.00

1411826446 Addendum 3 Appendix B - Bid Workbook Buckman Wetlands Pilot (Only complete the Prices in Yellow Cells)					
Company Name:					Phillips & Jordan, Inc.
Item No.	Description	UOM	Unit Rate	Quantity	Total
PART A - LUMP SUM					
1	Civil Site Work				
1.1	Clearing, Excavation, Backfill and Sodding	LS	\$ 251,641.96	1	\$ 251,641.96
1.2	Wetland Construction including Liner, Geotextile, Underdrain Layer, Filter Layers, and Media	LS	\$ 764,885.84	1	\$ 764,885.84
1.3	Wetland Plantings	LS	\$ 45,551.82	1	\$ 45,551.82
1.4	Gravel Access Areas, Gate, Pavement Repair	LS	\$ 30,601.06	1	\$ 30,601.06
1.5	All Process Piping (SCH 80 PVC) including Valves, Strainers, Fittings (1" - 4" PVC)	LS	\$ 323,129.07	1	\$ 323,129.07
1.6	Agri-drain and telemetry (by Ecosystems Services Exchange)	LS	\$ 91,147.08	1	\$ 91,147.08
2	Mechanical Site Work				
2.1	Drain Pump Station	LS	\$ 120,009.13	1	\$ 120,009.13
2.2	Unloading and Connecting Ozone Trailer Enclosure	LS	\$ 25,585.95	1	\$ 25,585.95
3	Electrical				
3.1	Coordinate with JEA and Provide Power to Site	LS	\$ 22,644.31	1	\$ 22,644.31
3.2	All Remaining Electrical Work (incl. Site Lighting)	LS	\$ 116,541.58	1	\$ 116,541.58
SUBTOTAL PART A (LUMP SUM)					\$ 1,791,737.80
PART B - UNIT PRICE					
4	Unit Price Bid Items				
4.1	Excavation, Stockpiling, Disposal of Debris, and Unsuitable Soils Encountered During Excavation	CY	\$ 42.36	220	\$ 9,319.20
4.2	Import, Backfill, Testing, and Compaction of Clean Fill	CY	\$ 65.76	50	\$ 3,288.00
4.3	Dewatering 2-feet (In the footprint under both Wetland Cell #1 and Wetland Cell #2)	LS	\$ 13,595.12	1	\$ 13,595.12
SUBTOTAL PART B (UNIT PRICE)					\$ 26,202.32
SUBTOTAL PART A+B (LUMP SUM)					\$ 1,817,940.12
5	Allowances				
5.1	Supplemental Work Authorization (SWA)	LS	\$ 300,000.00	1	\$ 300,000.00
5.2	Permitting Allowance	LS	\$ 5,000.00	1	\$ 5,000.00
5.3	Testing Allowance	LS	\$ 5,000.00	1	\$ 5,000.00
6	General				
6.1	General Conditions (Maximum of 7.50% of Part A+B)	LS	\$ 65,166.01	1	\$ 65,166.01
6.2	Mobilization (Maximum 1.20% of Part A+B)	LS	\$ 18,820.16	1	\$ 18,820.16
6.3	Demobilization (Maximum 1.00% of Part A+B)	LS	\$ 13,286.54	1	\$ 13,286.54
BID TOTAL PRICE MATERIALS & SERVICES					\$ 2,225,212.83
Total Bid Price (transfer total to Page 1 Appendix B - Bid Form)					\$ 2,225,212.83

**General Conditions costs shall be full compensation for the CONTRACTOR'S general conditions, including, but not limited to preparing and acquiring bonds, insurance, mobilization/demobilization. Payment shall be spread equally over the duration of the project.

Appendix B - Bid Form
1411826446 Buckman Wetlands Pilot

Submit a scanned signed copy of this form with your submissions

Company Name: Phillips and Jordan Incorporated

Company's Address 30115 State Rd 52, Suite 301 San Antonio, FL 33576

Phone Number: 813-783-1132 FAX No: N/A Email Address: Flestimate@pandj.com

License Number: CGC1527351

BID SECURITY REQUIREMENTS <input type="checkbox"/> None required <input checked="" type="checkbox"/> Certified Check or Bond (Five Percent (5%))	TERM OF CONTRACT <input type="checkbox"/> One Time Purchase <input type="checkbox"/> Annual Requirements <input checked="" type="checkbox"/> Other, Specify - Project Completion
---	--

SAMPLE REQUIREMENTS <input checked="" type="checkbox"/> None required <input type="checkbox"/> Samples required prior to Bid Opening <input type="checkbox"/> Samples may be required subsequent to Bid Opening	SECTION 255.05, FLORIDA STATUTES CONTRACT BOND <input type="checkbox"/> None required <input checked="" type="checkbox"/> Bond required 100% of Bid Award
---	--

QUANTITIES <input type="checkbox"/> Quantities indicated are exacting <input checked="" type="checkbox"/> Quantities indicated reflect the approximate quantities to be purchased Throughout the Contract period and are subject to fluctuation in accordance with actual requirements.	INSURANCE REQUIREMENTS <p style="text-align: center;">Insurance required</p>
--	---

PAYMENT DISCOUNTS <input type="checkbox"/> 1% 20, net 30 <input type="checkbox"/> 2% 10, net 30 <input type="checkbox"/> Other _____ <input checked="" type="checkbox"/> None Offered	
--	--


ENTER YOUR BID FOR SOLICITATION 1411826446	TOTAL BID PRICE
Total Bid Price For The Project (enter total from cell F43 in the Bid Workbook)	\$ 2,225,212.83

I have read and understood the Sunshine Law/Public Records clauses contained within this solicitation. I understand that in the absence of a redacted copy my proposal will be disclosed to the public "as-is".

BIDDER'S CERTIFICATION

By submitting this Bid, the Bidder certifies that it has read and reviewed all of the documents pertaining to this Solicitation, that the person signing below is an authorized representative of the Bidder's Company, that the Company is legally authorized to do business in the State of Florida, and that the Company maintains in active status an appropriate contractor's license for the work (if applicable). The Bidder also certifies that it complies with all sections (including but not limited to Conflict Of Interest and Ethics) of this Solicitation, and that the Bidder is an authorized distributor or manufacturer of the equipment that meets the Technical Specifications stated herein.

We have received addenda 1 through 3


 Handwritten Signature of Authorized Officer of Company or Agent

9-17-24
 Date

Art Phelps Senior Vice President
 Printed Name and Title

Award #4 Supporting Documents 10/03/24

JEA Item ID	Item Description	UOM	Estimated Five Year Usage	Proposed Awardee	Quoted Unit Price	Total Proposed Bid Price	Spot Buy/BPA	Date of Last Purchase	Price Paid	% difference
LOCKY003	KEY, FOR "JEA II" LOCKS, (LOC PA 001 / 002 / 003), KEYED TO C26353, NO SUBSTITUTE	EA	2478	Hercules	1.16	\$2,874.48	Spot Buy	4/24/2024 10:53	1.16	0%
LOCPA001	PADLOCK, BRASS, STAMPED "JEA II", 1-1/2" SHANK OPENING, KEYED TO C26353, 9/32" DIAMETER SHANK	EA	35954	Hercules	9.30	\$334,372.20	Spot Buy	3/14/2024 15:29	7.75	18%
LOCPA002	PADLOCK, BRASS, 7/8" SHANK OPENING, KEYED TO C26353, 9/32" DIAMETER SHANK, LOCK BODY SHALL BE STAMPED "JEA II"	EA	7214	Hercules	7.75	\$55,908.50	Spot Buy	6/12/2024 14:01	7.75	0%
LOCPA003	PADLOCK, BRASS, 3" SHANK OPENING, KEYED TO C26353, 9/32" DIAMETER SHANK, LOCK BODY SHALL BE STAMPED "JEA II"	EA	725	Hercules	9.30	\$6,742.50	Spot Buy	5/10/2024 14:38	9.3	0%
XFRCC001	TRANSFORMER, COUPLING CAPACITOR VOLTAGE, 69 KV, BIL 350 KV NOMINAL, RATIO 350/600:1:1, SEC 115V/67.08V, 10,000 - 12,500 PF, ACCURACY/BURDEN 1.2 WXYZ **POLYMER ONLY. MUST COMPLY W/ ANSI STANDARDS. ALL CABINETS & HARDWARE S/S OR AL**	EA	3	Pfiffner	7,800.00	\$23,400.00	Spot Buy	10/18/2021 8:19	5475	35%
XFRCC002	TRANSFORMER, COUPLING CAPACITOR VOLTAGE, 138 KV NOMINAL, BIL 650 KV, RATIO 700/1200:1:1, SEC. 115/67.08V, 5000 - 6250 PF, ACCURACY/BURDEN 1.2 WXYZ**POLYMER ONLY. MUST COMPLY W/ ANSI STANDARDS. ALL CABINETS & HARDWARE S/S OR AL**	EA	3	Pfiffner	8,400.00	\$25,200.00	Spot Buy	5/7/2024 15:11	7180	16%
XFRCC005	TRANSFORMER, COUPLING CAPACITOR VOLTAGE, 230 KV NOMINAL, BIL 1050 KV, RATIO 1200/2000:1:1, SEC 115V/69V, 3,000 - 3,750 PF, ACCURACY/BURDEN 1.2 WXYZ **POLYMER ONLY. MUST COMPLY W/ ANSI STANDARDS. ALL CABINETS & HARDWARE S/S OR AL**	EA	3	Pfiffner	10,200.00	\$30,600.00	Spot Buy	11/22/2022 14:57	8850	14%
XFRPT025	TRANSFORMER, POTENTIAL, OIL FILLED, 69 KV, RATIO 350/600:1:1, 350 KV BIL, ACC.CL-0.3,W,X,Y,Z,ZZ. MUST COMPLY WITH IEEE STANDARDS. ALL HARDWARE S/S. APPROVAL DRAWINGS REQUIRED.	EA	3	Pfiffner	7,300.00	\$21,900.00	Spot Buy	5/17/2023 9:51	8710	-18%
XFRPT030	TRANSFORMER, POTENTIAL, OIL FILLED, 138 KV, RATIO 700/1200:1:1, 650 KV BIL, ACC.CL-0.3,W,X,Y,Z,ZZ. MUST COMPLY WITH IEEE STANDARDS. ALL HARDWARE S/S. APPROVAL DRAWINGS REQUIRED.	EA	3	Pfiffner	9,500.00	\$28,500.00	Spot Buy	11/29/2021 15:29	12396.8	-26%
XFRPT035	TRANSFORMER, POTENTIAL, OIL FILLED, 230KV, RATIO 1200/2000:1:1, 900KV BIL, ACC.CL-0.3,W,X,Y,Z,ZZ. MUST COMPLY WITH IEEE STANDARDS. ALL HARDWARE S/S. APPROVAL DRAWINGS REQUIRED.	EA	3	Pfiffner	17,100.00	\$51,300.00	Spot Buy	6/28/2021 13:16	10200	51%
XFRCC003	TRANSFORMER, COUPLING CAPACITOR VOLTAGE, RATIO 2000/1200:1:1, PRIMARY 138 KV-69/115V, 3000 PF, FOR 230 KV SYSTEM, 1050 KV BIL, ALL TANKS/CABINETS MUST BE S/S OR ALUMINUM & HARDWARE, ***POLYMER ONLY***	EA	2	Pfiffner	10,200.00	\$20,400.00	Spot Buy	7/7/2020 8:53	7201	34%
ADPSM001	ADAPTER, MOLE STUD, 1-1/2"-12 INSIDE 3"-12 OUTSIDE	EA	13	Gresco	522.83	\$6,796.79	Spot Buy	9/19/2023 15:37	486	7%
CAPUN012	CAPACITOR, POWER, 300 KVAR, 95 KV BIL, 9960 VOLTS, 1 BUSHING, MOUNTING FLANGES, 9.88" FROM CAN TOP FOR MCGRAW EDISON 69KV CAP BANKS. BRKT/SPCRS MUST BE ATTD. TO THE CAPACITOR UNIT, NOT PKG SEPARATELY. SHORTING WIRE & TAG INCLUDED.	EA	18	Gresco	1,198.39	\$21,571.02	Spot Buy	9/8/2023 6:22	2613.74	-74%
CLAJU007	CLAMP, SUSPENSION, CUSHION GRIP, 25000 LB LOAD, FOR 954 ASCR	EA	15	Gresco	78.70	\$1,180.50	182557	7/18/2023 19:01	64.29	20%
CNNGR654	CONNECTOR, BRONZE GROUND CLAMP, SINGLE CABLE TO FLAT, 300-500 MCM OR 19 #8 COP PERWELD, TIN PLATED	EA	25	Gresco	18.72	\$468.00	182558	5/31/2019 9:28	18.21	3%
CNNTL019	TERMINAL LUG, COMPRESSION, COPPER, 1/2" STUD MOUNTING, #2	EA	20	Gresco	5.79	\$115.80	182558	5/31/2019 9:28	0.82	150%
CNNTL621	CONNECTOR, TAP LUG TERMINAL, BRONZE, ONE OR TWO CABLES TO FLAT, TYPE TLS, 2/0-1000 MCM, TIN PLATED ANDERSON P/N TLS-89-TP	EA	12	Gresco	29.41	\$352.92	194847	1/13/2021 10:03	29.42	0%
CNNTS008	CONNECTOR, Z-BAR, 1/0 STRANDED TO 750MCM WITH 8-OUTLETS (FOR MAINTANANCE ONLY)	EA	9	Gresco	199.78	\$1,798.02	182557	6/6/2022 16:06	60.05	108%
CNNWE442	TERMINAL, WELDMENT, STRAIGHT, DOUBLE 954 ACSR TO 4 HOLE 4" PAD, ALUMINUM ALLOY.	EA	48	Gresco	54.98	\$2,639.04	Spot Buy	5/29/2024 13:22	54.6	1%
FIBCL001	CLEVIS, THIMBLE, FIBER OPTIC CABLE, 20,000# RATING, FOR DEADENDING	EA	120	Gresco	20.86	\$2,503.20	192375	9/24/2020 16:05	16.75	22%
FIBCR002	CORONA RING, FIBER OPTIC, FOR 0.701 INCH DIAMETER CABLE.	EA	30	Gresco	21.74	\$652.20	182557	7/13/2022 21:05	16.74	26%
FIBCSF24	FIBER OPTIC CABLE STORAGE SYSTEM, " SNO-SHOE " FOR STORING EXCESS FIBER OPTIC CABLE, TWO " SNO- SHOES" PER KIT FOR UNIVERSAL FIT FOR ALL FIBER OPTIC CABLE "	EA	22	Gresco	94.51	\$2,079.22	182557	7/10/2023 14:46	82.45	14%
FIBDE002	DEADEND, DIELECTRIC, FIBER OPTIC CABLE "FOR .54" DIAMETER FIBER CABLE" ***SPQ = 10 EA ***	EA	20	Gresco	62.28	\$1,245.60	182557	8/1/2019 21:33	49.93	22%
FIBDE003	DEADEND, FIBER OPTIC CABLE "FOR .594" DIAMETER FIBER CABLE"	EA	64	Gresco	95.02	\$6,081.28	182561	4/10/2023 22:19	86	10%
FIBDE007	DEADEND, PREFORMED, FOR 0.701" DIAMETER FIBER OPTIC CABLE	EA	80	Gresco	130.89	\$10,471.20	Spot Buy	6/18/2024 14:53	150.06	-14%
FIBSU006	SUPPORT, LONG SPAN TANGENT, FOR 0.701" DIAMETER FIBER OPTIC CABLE	EA	60	Gresco	130.76	\$7,845.60	182557	1/16/2024 23:56	102	25%
FIBVD002	DAMPER, SPIRAL VIBRATION, FOR .564" - .770" ADSS FIBER OPTIC CABLE	EA	90	Gresco	8.85	\$796.50	182557	7/13/2022 21:05	7.1	22%
FUSUG023	FUSE, BAYONET TRANSFORMER, 15 AMP FOR 1 & 3 PHASE PADS.	EA	25	Gresco	15.07	\$376.75	Spot Buy	3/14/2024 15:36	13.35	12%
FUSUG024	FUSE, BAYONET TRANSFORMER, 25 AMP FOR 1 & 3 PHASE PADS.	EA	50	Gresco	15.07	\$753.50	Spot Buy	3/27/2023 12:58	12.26	21%

FUSUG025	FUSING, BAYONET TRANSFORMER, 50 AMP FOR 1 & 2 PHASE PADS.	EA	30	Gresco	18.95	\$568.50	Spot Buy	3/27/2023 12:58	15.41	21%
FUSUG048	FUSING, BAYONET TYPE FOR 3750-KVA TRANSFORMER, 3-PHASE PADMOUNT	EA	3	Gresco	15.07	\$45.21	Spot Buy	8/31/2021 19:26	11.12	30%
GRISA001	SUSPENSION, ARMOR GRIP, ASSEMBLY, SINGLE COND. SIZE-556 ACSR	EA	50	Gresco	92.45	\$4,622.50	Spot Buy	10/22/2021 16:04	89.21	4%
GRISA004	SUSPENSION, ARMOR GRIP, ASSEMBLY, SINGLE COND. SIZE-954 ACSR	EA	36	Gresco	108.23	\$3,896.28	Spot Buy	1/31/2022 9:47	97.05	11%
INSPG210	INSULATOR, STATION POST, TR-210, ANSI-70 GRAY, STANDARD STRENGTH, 34.5 KV CLASS, 200 KV BIL, 3" BCD, 18" HEIGHT ***TAPPED HOLES TO BE FILLED WITH RUST INHIBITIVE GREASE & PLASTIC CAPS INSERTED	EA	6	Gresco	76.95	\$461.70	182557	5/31/2019 9:21	48.76	45%
PININ003	PIN, INSULATOR, 35 KV, SHORT SHANK SHANK-3/4" X 2-3/8", HEIGHT 7", (STD. PKG. 25 EACH)	EA	75	Gresco	17.86	\$1,339.50	192366	9/24/2020 12:43	9.82	58%
SWERB001	SWITCH, REGULATOR BYPASS, 27KV MIN. RATING, 600 A, BASE SUPPLIED WITH ONE 13/16" HOLE AND ONE 13/16 X 1-1/2" SLOT 18 INCHES ON CENTER	EA	4	Gresco	841.18	\$3,364.72	Spot Buy	6/7/2024 14:42	1972.94	-80%
TRARP004	FUSE CARTRIDGE HOLDER ASSEMBLY, INNER, WITH FUSE CARTRIDGE AND END PLUG. PAD MOUNT TRANSFORMER REPLACEMENT PART	EA	15	Gresco	84.83	\$1,272.45	Spot Buy	5/6/2024 15:38	79.6	6%
INSPG208	INSULATOR, STATION POST, TR-208, ANSI-70 GRAY, STANDARD STRENGTH, 23 KV CLASS, 150 KV BIL, 3" BCD, 14" HEIGHT, ***TAPPED HOLES TO BE FILLED WITH RUST INHIBITIVE GREASE & PLASTIC CAPS INSERTED ALSO FITS EASTPORT AND STEELBALD SUBSTATIONS	EA	4	Gresco	82.29	\$329.16	Spot Buy	1/13/2020 8:02	44.62	59%
CDUBU025	BUSHING, METALLIC, 1 1/4" X 1", CONDUIT REDUCER	EA	5	RS Group	7.90	\$39.50	202081	11/29/2021 15:33	8.3	-5%
CDUCD058	CONDUIT, 1/2", TYPE: EF SEALTITE, GRAY, 100' ROLL, NO SUBSTITUTE, UV RESISTANT, ANACONDA, N00/N01/N02/N03, WORK CTR 1-6 & 2-1	FT	300	RS Group	1.44	\$433.20	182558	2/7/2022 20:00	0.88	49%
CDUCD059	CONDUIT, 1", TYPE: EF, GRAY, 100' ROLL, NO SUBSTITUTE UV RESISTANT, ANACONDA, N00/N01/N02/N03, WORK CTR 1-6 & 2-1	FT	100	RS Group	2.59	\$259.12	182558	10/20/2023 20:00	2.16	18%
CDUCL021	CLAMP, CONDUIT BEAM, 1/4", DROP ROD	EA	50	RS Group	2.19	\$109.50	Spot Buy	12/13/2023 14:27	1.5789	32%
CDUCL038	CLAMP (STRAP), 3/4", (RIDGID CONDUIT, IMC & PIPE)	EA	40	RS Group	5.64	\$225.60	202081	11/29/2021 15:33	3.29	53%
CDUCL041	CLAMP, CONDUIT, 1", RIGHT ANGLE, RIDGID	EA	20	RS Group	19.90	\$398.00	202081	11/29/2021 15:33	10	66%
CDUCL044	CLAMP, IRON BEAM (MALLEABLE IRON), THREADED OPENINGS 3/8" - 16, (FITS FLANGES UP TO 1")	EA	10	RS Group	25.95	\$259.50	202081	11/15/2022 8:16	16	47%
CDUCN022	CONNECTOR, CONDUIT, 90 DEG, 1", SEALTITE	EA	10	RS Group	29.06	\$290.60	194859	4/19/2024 20:00	32.96	-13%
CDUCN025	CONNECTOR, CONDUIT 90 DEG, 3/4", SEALTITE	EA	20	RS Group	15.71	\$314.20	Spot Buy	11/5/2023 16:52	13.06	18%
CDUCN031	CONNECTOR, CONDUIT STRAIGHT, 3/4", SEALTITE,	EA	50	RS Group	8.81	\$440.50	194859	8/4/2023 19:00	10.38	-16%
CDUCN065	CONNECTOR, FLEX, 3/4" 45D L/T, THOMAS-BETTS #5243	EA	10	RS Group	14.59	\$145.90	194859	10/13/2022 14:16	16.33	-11%
CDUCN066	CONNECTOR, FLEX, 1" 45D L/T, THOMAS-BETTS #5244	EA	6	RS Group	28.83	\$172.98	194859	11/10/2022 20:18	33.48	-15%
CDUHA020	HANGER, CONDUIT, 3/4", W/BOLT	EA	40	RS Group	0.61	\$24.40	194859	1/13/2021 14:32	0.55	10%
CDUNL022	LOCKNUT, CONDUIT, 1", STEEL	EA	36	RS Group	1.45	\$52.20	194859	2/4/2022 9:56	1.36	6%
CDUNU001	NUT, CONDUIT, 5/16" UNISTRUT WITH SPRING	EA	10	RS Group	7.48	\$74.80	194859	1/13/2021 14:32	2.84	90%
CNNME004	CONNECTOR, 1", 90 DEGREE, COMPRESSION TYPE, LIQUID TIGHT, GROUNDING TYPE FOR FLEXIBLE LIQUID TYPE 1" CONDUIT "INCLUDING GASKET P/N STG100"	EA	2	RS Group	28.66	\$57.32	Spot Buy	5/20/2021 15:32	22.76	23%
CNNTLF51	CONNECTOR, FORK TERMINAL, VINYL-INSULATION SUPPORT, BARREL TYPE, BRAZED SEAM, TIN PLATED BRASS, WIRE SIZE 22-18 AWG, STUD #8 ***PACKAGE OF 100 EACH***	EA	50	RS Group	0.34	\$17.00	182558	12/6/2023 10:41	0.5	-38%
CNNTLF53	CONNECTOR, FORK TERMINAL, VINYL-INSULATION SUPPORT, BARREL TYPE, BRAZED SEAM, TIN PLATED BRASS, WIRE SIZE 16-14 AWG, STUD #6, ***PACKAGE OF 100 EACH***	EA	100	RS Group	0.41	\$41.00	Spot Buy	11/13/2018 10:19	0.437	-6%
CNNTLF54	CONNECTOR, FORK TERMINAL, VINYL-INSULATION SUPPORT, BARREL TYPE, BRAZED SEAM, TIN PLATED BRASS, WIRE SIZE 16-14 AWG, STUD #8, ***PACKAGE OF 100 EACH***	EA	50	RS Group	0.44	\$22.00	182558	1/15/2022 5:22	0.5	-13%
CNNTLF55	CONNECTOR, FORK TERMINAL, VINYL-INSULATION SUPPORT, BARREL TYPE, BRAZED SEAM, TIN PLATED BRASS, WIRE SIZE 16-14 AWG, STUD #10, ***PACKAGE OF 100 EACH***	EA	100	RS Group	0.44	\$44.00	182558	7/27/2023 19:01	0.5	-13%
CNNTLR51	CONNECTOR, RING TERMINAL, VINYL-INSULATION SUPPORT, BARREL TYPE, BRAZED SEAM, TIN PLATED BRASS, WIRE SIZE 22-18 AWG, STUD #6, ***PACKAGE OF 100 EACH***	EA	100	RS Group	0.40	\$40.00	182558	7/26/2021 16:40	0.51	-24%
CNNTLR52	CONNECTOR, RING TERMINAL, VINYL-INSULATION SUPPORT, BARREL TYPE, BRAZED SEAM TIN PLATED BRASS, WIRE SIZE 22-18 AWG, STUD #8, ***PACKAGE OF 100 EACH***	EA	80	RS Group	0.35	\$28.00	182558	4/9/2024 20:00	0.51	-37%
CNNTLR53	CONNECTOR, RING TERMINAL, VINYL-INSULATION SUPPORT, BARREL TYPE, BRAZED SEAM, TIN PLATED BRASS, WIRE SIZE 22-18 AWG, STUD #10, ***PACKAGE OF 100 EACH***	EA	200	RS Group	0.75	\$150.00	182558	9/2/2021 19:06	0.5	40%
CNNTLR58	CONNECTOR, RING TERMINAL, VINYL-INSULATION SUPPORT, BARREL TYPE, BRAZED SEAM, TIN PLATED BRASS, WIRE SIZE 16-14 AWG, STUD #6, ***PACKAGE OF 100 EACH***	EA	40	RS Group	0.44	\$17.60	182558	10/19/2021 21:55	0.53	-19%
CNNTLR59	CONNECTOR, RING TERMINAL, VINYL-INSULATION SUPPORT, BARREL TYPE, BRAZE SEAM, TIN PLATED BRASS, WIRE SIZE 16-14 AWG, STUD #8, ***PACKAGE OF 100 EACH***	EA	80	RS Group	0.49	\$39.20	182558	10/19/2021 21:55	0.5	-2%
CNNTLR60	CONNECTOR, RING TERMINAL, VINYL-INSULATION SUPPORT, BARREL TYPE, BRAZED SEAM, TIN PLATED BRASS, WIRE SIZE 16-14 AWG, STUD #10, ***PACKAGE OF 100 EACH***	EA	1000	RS Group	0.77	\$770.00	182558	12/13/2023 20:01	0.52	39%

CNNTLR61	CONNECTOR, RING TERMINAL, VINYL-INSULATION SUPPORT, BARREL TYPE, BRAZED SEAM, TIN PLATED BRASS, WIRE SIZE 16-14 AWG, STUD 1/4", ***PACKAGE OF 100 EACH***	EA	100	RS Group	0.51	\$51.00	182558	7/26/2021 16:40	0.62	-19%
CNNTLR64	CONNECTOR, RING TERMINAL, VINYL-INSULATION SUPPORT, BARREL TYPE, BRAZED SEAM, TIN PLATED BRASS, WIRE SIZE 12-10 AWG, STUD #6, ***PACKAGE OF 50 EACH***	EA	20	RS Group	0.53	\$10.60	202081	6/7/2022 20:01	0.82	-43%
CNNTLR66	CONNECTOR, RING TERMINAL, VINYL-INSULATION SUPPORT, BARREL TYPE, BRAZED SEAM, TIN PLATED BRASS, WIRE SIZE 12-10 AWG, STUD #10, ***PACKAGE OF 50 EACH***	EA	1000	RS Group	0.96	\$960.00	Spot Buy	11/17/2023 16:25	1.0935	-13%
CNNWC101	CONNECTOR, WIRE JOINT, PRESSURE CABLE CONNECTOR, INSULATED, WIRE RANGE MINIMUM 2 #18, MAXIMUM 2 #16 ***PACKAGE OF 100 EACH***NO SUBSTITUTE**	EA	50	RS Group	0.34	\$17.00	200160	8/6/2023 15:13	6.45	-180%
CNNWC103	CONNECTOR, WIRE JOINT, PRESSURE CABLE CONNECTOR, INSULATED, WIRE RANGE MINIMUM 3 #14, MAXIMUM 4 #12 ***PACKAGE OF 100 EACH***NO SUBSTITUTE**	EA	100	RS Group	0.68	\$68.00	200160	2/14/2022 7:35	0.6314	7%
CNNWC210	CONNECTOR, WIRE NUT, "Y" ELECTRICAL SPRING CONNECTOR, SCOTCHLOK WIRE SIZE 22-12 AWG ***PACKAGE OF 100 EACH***NO SUBSTITUTE**	EA	250	RS Group	0.16	\$40.48	Spot Buy	11/22/2021 13:01	0.106	42%
CNNWC215	CONNECTOR, WIRE NUT, "B" ELECTRICAL SPRING CONNECTOR, SCOTCHLOK WIRE SIZE 12-6 AWG ***PACKAGE OF 100 EACH***NO SUBSTITUTE**	EA	200	RS Group	0.51	\$101.40	194859	4/17/2024 16:49	0.52	-3%
CTLCU050	SWITCH, INDUCTIVE PROXIMITY, KRI REF. #923-412, USED ON CONTINUOUS SHIP UNLOADER BUCKET ELEVATOR, **INS ITEM**, WORK CT 4-9.	EA	2	RS Group	159.20	\$318.40	Spot Buy	3/15/2023 8:24	173.08	-8%
ELECA603	CABLE, 16 GA. STRANDED, 2 COND. W/DRAIN WIRE, 500' OR 1000', PVC INSULATION, BLACK, 600V (USED AS TRAY CABLE)	FT	1000	RS Group	4.90	\$4,895.00	194859	10/15/2021 19:02	4.68131	4%
ELECA618	CORD, LINE, 14 GA. STRANDED, W/MOLDED CONNECTOR, 3-COND., 9' LG, SJ INSULATION BLACK, (USED FOR AC POWER CONN TO AC OUTLET)	EA	15	RS Group	16.47	\$247.05	182558	11/9/2023 20:00	21.91	-28%
ELECA620	CABLE, 22 GA. 4-PAIR, INDIVIDUALLY SHIELDED, CONTINUOUS 500-FT SPOOL PVC INSULATION, 105-DEGREE TEMP RATING	FT	1000	RS Group	4.49	\$4,491.00	Spot Buy	11/15/2018 11:54	2.35	63%
ELECA625	WIRE, 16 GA. STRANDED, 1-COND., 1000' LG TFE INSULATION, BLACK,	FT	2000	RS Group	2.06	\$4,123.00	182558	10/15/2019 20:01	0.91	78%
ELECA626	WIRE, 16 GA. STRANDED, 1-COND., 1000' LG TFE INSULATION, GRAY,	FT	2000	RS Group	2.06	\$4,123.00	182558	5/31/2019 9:28	0.12	178%
ELECA738	CABLE, SHIELDED, #16/2, STRANDED COPPER, OVERALL BELDFOIL SHIELDED, 600-VOLT 500' SPOOL BELDEN #8719	FT	1000	RS Group	2.55	\$2,553.60	194859	1/13/2021 14:32	1.3	65%
ELEEN028	BOX, ELECTRICAL, WEATHER PROOF, 3/4" KNOCK-OUTS, WORK CTR 1-6.	EA	4	RS Group	8.50	\$34.00	Spot Buy	8/31/2023 11:34	6.08	33%
ELEEN029	BOX, ELECTRICAL, WEATHER PROOF, ALUMINUM, FIVE 3/4" OUTLETS, WORK CTR 1-6.	EA	4	RS Group	39.10	\$156.40	Spot Buy	2/17/2022 16:58	14.8	90%
ELEEN034	BOX, ELECTRICAL, TWO-GANG, FOUR 3/4" OUTLETS, WEATHERPROOF ALUMINUM, WORK CTR 1-6.	EA	2	RS Group	16.23	\$32.46	Spot Buy	4/23/2021 14:54	8.48	63%
ELEEN070	ENCLOSURE, HINGED, SOLID COVER, FIBERGLASS, TYPE 4X USED FOR MISC ELECTRICAL INSTALLATIONS, WORK CTR 1-6.	EA	1	RS Group	243.39	\$243.39	194859	8/17/2023 17:42	235.09	3%
ELEEN224	COVER, ELECTRICAL BOX, 1 DUPLEX RECEPTACLE, IVORY, PLASTIC, WORK CTR 1-6.	EA	10	RS Group	0.52	\$5.20	182558	7/5/2019 20:08	0.24	74%
ELEEN242	COVER, ELECTRICAL BOX, 4" X 4", FLAT BLANK, WORK CTR 1-6.	EA	10	RS Group	0.42	\$4.20	194859	3/29/2022 13:26	1.55	-115%
ELEEN244	COVER, ELECTRICAL BOX, RECEPTACLE, WEATHER PROOF, DUPLEX, WORK CTR 1-6.	EA	10	RS Group	6.49	\$64.90	202081	11/29/2021 15:33	3.93	49%
ELEEN250	COVER, ELECTRICAL BOX, 2 GANG, DUPLEX BLANK, WEATHER PROOF, ALUMINUM, BELL P/N 5175-0, WORK CTR 1-6.	EA	2	RS Group	2.96	\$5.92	202081	11/29/2021 15:33	2.01	38%
ELEEN271	COVER, ELECTRICAL BOX, DUPLEX RECEPTACLE, GROUND FAULT COVER, IVORY, WORK CTR 1-6.	EA	2	RS Group	0.59	\$1.18	182558	5/21/2021 0:55	0.24	84%
ELEEN522	ENCLOSURE, ELECTRICAL, 12" X 12" X 6" DEEP, SCREW COVER, GALVANIZED HOFFMAN P/N A12R126, WORK CTR 1-6.	EA	1	RS Group	120.68	\$120.68	182558	10/21/2021 22:03	24.67	132%
ELEEN525	ENCLOSURE, ELECTRICAL, 12" X 8" X 4" DEEP, LIFT COVER, GRAY PRIMER, RAIN TIGHT NEMA 3R HOFFMAN P/N A12R84, WORK CTR 1-6.	EA	1	RS Group	91.01	\$91.01	194859	9/22/2023 14:47	36.7	85%
ELEEN527	ENCLOSURE, ELECTRICAL, 15" X 12" X 6" DEEP, WALL MOUNTED W/COVER, NEMA 3R HOFFMAN P/N A15R126, WORK CTR 1-6.	EA	1	RS Group	150.85	\$150.85	182558	5/18/2021 0:45	52.21	97%
ELEEN545	ENCLOSURE, ELECTRICAL, WEATHER PROOF, WORK CTR 1-6.	EA	4	RS Group	3.49	\$13.96	Spot Buy	5/30/2024 7:28	3.3	6%
ELEEN558	ENCLOSURE, ELECTRICAL, 6" X 6" X 4", RAINPROOF NEMA 3R, GALVANIZED GRAY, WORK CTR 1-6.	EA	2	RS Group	41.55	\$83.10	182558	5/12/2021 15:10	15.16	93%
ELEFU021	HOLDER, FUSE, 0358FB OR C381FB, CUTLER-HAMMER, WORK CTR 1-6.	EA	1	RS Group	20.96	\$20.96	194859	1/13/2021 14:32	22.26	-6%
ELEFU025	FUSE, 1 A, 250 V, GLASS TUBE, 1/4" X 1 1/4", WORK CTR 1-6.	EA	10	RS Group	0.42	\$4.20	194859	8/15/2023 16:46	0.547	-26%
ELEFU079	FUSE, 3 A, 250 V, GLASS TUBE, 1/4" X 1 1/4", WORK CTR 1-6.	EA	20	RS Group	0.41	\$8.20	194859	7/3/2021 19:48	0.35	16%
ELEFU378	FUSE, 5 AMP, KLDR, USED ON CT FOGGING SYSTEMS, NGS GE MOD. MS 7000 & KGS WESTINGHOUSE MOD. W501AA, WORK CTR 1-6.	EA	10	RS Group	33.68	\$336.80	202081	11/29/2021 15:33	15.36	75%
ELEFU439	FUSE, 70 A, STACKER RECLAIMER FREQUENCY DRIVE PANEL, WORK CTR 4-9.	EA	6	RS Group	124.05	\$744.30	182558	5/31/2019 9:28	29.5	123%
ELEFU455	FUSE, 1 A, 5 X 20 MM, I/O RACK 0,1, LIMESTONE PREP, WORK CTR 4-9.	EA	6	RS Group	1.74	\$10.44	202081	11/29/2021 15:33	0.92	62%
ELEFU505	FUSE, 5 A, 600 V, ATM30/35, 1 1/2" X 13/32", USED ON VFD, FUEL FEED DRAG CHAIN, WORK CTR 1-6.	EA	10	RS Group	24.00	\$240.00	182558	1/19/2023 21:15	6.3	117%
ELEFU513	FUSE, 7 A, CLASS CC, USED ON PA FAN LUBE OIL SKID A & B, WORK CTR 1-6.	EA	6	RS Group	24.82	\$148.92	182558	5/11/2021 0:23	7.52	107%
ELESH427	SWITCH, PUSHBUTTON, 7 COLORED INSERTS INCLUDED, WORK CTR 1-6.	EA	2	RS Group	34.35	\$68.70	202081	11/29/2021 15:33	27.29	23%

ELESH459	SWITCH, TOGGLE, DPST, 20 AMP 120/277 VOLT, BROWN, FOR LIGHTING, WORK CTR 1-6.	EA	2	RS Group	18.92	\$37.84	182558	7/14/2022 21:19	9.62	65%
ELESH463	SWITCH, TOGGLE, SPST, 15 AMP 120/277 VOLT, IVORY, FOR LIGHTING, WORK CTR 1-6.	EA	2	RS Group	13.37	\$26.74	Spot Buy	6/6/2019 9:04	1.65	156%
ELESH465	SWITCH, TOGGLE, SPST, 20 AMP 120/277 VOLT, IVORY, FOR LIGHTING, WORK CTR 1-6.	EA	2	RS Group	3.85	\$7.70	182558	11/10/2021 23:17	1.81	72%
ELEXF100	TRANSFORMER, 100 VA, PRI 480 V, SEC 120 V, USED ON N00 CONTINUOUS SHIP UNLOADER MCC'S, KRI REF. #923-407, WORK CTR 4-9.	EA	1	RS Group	411.07	\$411.07	Spot Buy	5/4/2023 13:27	734.57	-56%
ELEXF101	TRANSFORMER, 150 VA, PRI 480 V, SEC 120 V, USED ON N00 CONTINUOUS SHIP UNLOADER MCC'S, KRI REF. #923-407, WORK CTR 4-9.	EA	1	RS Group	476.33	\$476.33	Spot Buy	5/4/2023 13:27	464.17	3%
ELMBB260	CORD-EXTENSION, 25 FT. ORANGE (OSHA APPROVED) FOR INDOOR OR OUTDOOR 14-3 ROUND	EA	5	RS Group	49.48	\$247.40	194859	2/21/2024 20:00	19.38	87%
ELMBB300	CORD, EXTENSION, 100' HEAVY DUTY, ORANGE / BLK STRIPE 14 AWG, 13 AMP, SJTW-A JACKET, 3-PRONGED UL LISTED, MEETS OSHA, INDOOR/OUTDOOR MOLDED ON CONNECTORS AND CAPS	EA	6	RS Group	210.67	\$1,264.02	Spot Buy	9/27/2022 20:20	157.33	29%
ELMBG726	HEATER PACK, STARTER - FOR SIZE 1 STARTER. CUTLER HAMMER # H2011B-3 **NO SUBSTITUTE**	EA	1	RS Group	104.58	\$104.58	202081	11/29/2021 15:33	42.93	84%
ELNCV009	HORN, SAFETY WARNING, 120V, DB @ 10 FT = 100, NEMA 9F, USED ON N00 CONVEYORS, WORK CTR 4-9.	EA	2	RS Group	1,194.34	\$2,388.68	Spot Buy	4/17/2024 12:48	1401.23	-16%
ELNSG002	TRIP UNIT, SQUARE D MICROLOGIC 6.0P POWER PACT P, R LSIG PROTECTION PLUS, METERING AND ADVANCED PROTECTION.	EA	1	RS Group	10,433.83	\$10,433.83	Spot Buy	3/14/2024 15:25	6136	52%
ELNSG487	COIL, SIZE 2, SQUARE D P/N 3106340938, KRI REF. #923-407, CONTINUOUS SHIP UNLOADER MCC'S, WORK CTR 4-9.	EA	1	RS Group	121.07	\$121.07	202081	11/29/2021 15:33	96.18	23%
ELUPL005	RECEPTACLE, ANGLE TYPE CIRCUIT BREAKING, TYPE "SCA" WATERPROOF WITH SCREW CAP, 60 AMP, 480 VAC MAX, 3 PHASE, 3 POLE, 4 WIRE, ***NO SUBSTITUTE***	EA	2	RS Group	3,058.11	\$6,116.22	202081	11/29/2021 15:33	1701.42	57%
ELUPL006	RECEPTACLE, ANGLE TYPE CIRCUIT BREAKING, TYPE "SCA" WATERPROOF WITH SCREW CAP, 60 AMP, 480 VAC MAX, 1 PHASE, 2 POLE, 3 WIRE. NO SUBSTITUTE***	EA	6	RS Group	3,596.34	\$21,578.04	202081	11/29/2021 15:33	1973.83	58%
RAICA001	RAIL, CHANNEL ACCESSORY, TWO-HOLE ANGLE CONNECTOR	EA	20	RS Group	17.46	\$349.20	Spot Buy	5/29/2024 9:02	5.637	102%
RAICH001	RAIL, CHANNELING, 1-1/2" X 1-1/2" X 10' BOLT HOLE BASE TYPE, FOR MOUNTING EQUIPMENT IN ENCLOSURES NOTE: 1-EACH EQUALS ONE 10-FOOT SECTION	EA	12	RS Group	37.24	\$446.88	Spot Buy	6/24/2024 15:50	299.4825	-156%
STPST001	STRAP, STEEL CONDUIT, SIZE-1", HOLES-1,	EA	700	RS Group	1.56	\$1,092.00	Spot Buy	6/25/2024 16:24	0.99	45%
STPST003	STRAP, STEEL CONDUIT, SIZE-1-1/4" HOLES-1	EA	20	RS Group	1.34	\$26.80	194859	1/13/2021 14:32	0.63	72%
TBJAB044	RELAY, AUXILIARY, 125VDC COIL, DPDT CONTACTS, (BCC - 480V SWGR 21A & 21B)	EA	2	RS Group	19.03	\$38.06	Spot Buy	11/14/2023 12:15	23.64	-22%
TLSCC155	FLASHLIGHT, 3-AA CELL, DUAL LED LIGHTS, WATER RESISTANT, YELLOW, WITH UNBREAKABLE BODY	EA	48	RS Group	50.23	\$2,411.04	219864	5/24/2024 20:00	33.94	39%
WIDCN031	CONNECTOR, COMPRESSION-LUG ONE HOLE, #4/0 CABLE, PURPLE, 3/8" BOLT, PACKAGE OF 10 EA	EA	40	RS Group	5.17	\$206.80	202081	11/29/2021 15:33	10.8	-71%
WIDCN033	CONNECTOR, COMPRESSION-LUG ONE HOLE, #6 CABLE, BLUE, 1/4" BOLT, PACKAGE OF 50 EA	EA	100	RS Group	1.01	\$101.00	194859	3/10/2022 16:25	4.21	-123%
WIDCN062	CONNECTOR, FEMALE, CORD, 20A, 125V, 2-POLE, 3-WIRE, INSULATED GRIP, NEMA 5-20R, DYNA-MATE II, YELLOW,	EA	6	RS Group	13.71	\$82.26	182558	3/14/2023 8:22	24.57	-57%
WIDCN065	CONNECTOR, COMPRESSION-LUG, 1-HOLE, #8 CABLE, 1/4" BOLT, RED,	EA	30	RS Group	1.49	\$44.70	194859	1/13/2021 14:32	3.94	-90%
WIDCN068	CONNECTOR, COMPRESSION-LUG, 1-HOLE, #1/0 CABLE, 5/16" BOLT,	EA	20	RS Group	3.60	\$72.00	Spot Buy	5/24/2023 9:28	7.31	-68%
WIDDC047	PLUG, MALE, 30A, 250/600V, 3-POLE, 4-WIRE, HARTLOCK,	EA	4	RS Group	50.86	\$203.44	182558	5/31/2019 9:28	35.47	36%
WIDLG022	LUG, #8 TO #2 CABLE, 1/4" BOLT,	EA	12	RS Group	3.31	\$39.72	202081	11/29/2021 15:33	4.45	-29%
WIDLG025	LUG, #6 TO #14 WIRE, SINGLE-BARREL TERMINAL,	EA	20	RS Group	1.71	\$34.20	202081	11/29/2021 15:33	1.82	-6%
WIDPG033	PLUG, MALE, NEMA 6-20P, 20 AMP, 250 VOLT 2-POLE, 3-WIRE GROUNDING, INSULGRIP, STRAIGHT BLADE, INSULGRIP, BLACK & WHITE NYLON, HUBBELL P/N 5466-C	EA	10	RS Group	13.23	\$132.30	182558	1/20/2023 21:28	15.69	-17%
WIDRP033	RECEPTACLE, DUPLEX, FLUSH MOUNT, IVORY, 3-WIRE, W/GROUNDING SCREW, 20 AMP, 125 V	EA	30	RS Group	2.20	\$66.00	182558	11/2/2023 23:28	1.23	57%
WIDRP036	RECEPTACLE, DUPLEX, SELF-TESTING GROUND FAULT INTERRUPTER, GROUNDING TYPE, IVORY, 2- POLE, 3-WIRE, 15 AMP, 125 V	EA	15	RS Group	14.91	\$223.65	182558	8/2/2023 19:01	13.84	7%
WIDRP054	RECEPTACLE, SINGLE, NEMA 5-20R, IVORY 20 AMPS, 120 VOLTS HUBBELL P/N 53611	EA	10	RS Group	12.86	\$128.60	202081	11/29/2021 15:33	20.4	-45%
WIDSP020	SPLICE, BUTT, VINYL INSULATED, #22-18 WIRE, 100 PER PKG	EA	200	RS Group	0.46	\$92.00	202081	11/29/2021 15:33	0.56	-20%
WIDST006	STRIP, TERMINAL, 10-CONTACT, #8-32 SCREWS, 9/16" CENTERS, MAX WIRE SIZE #10, CINCH P/N 10542	EA	6	RS Group	32.56	\$195.36	202081	11/29/2021 15:33	19.41	51%
WIDST020	SURGE PROTECTOR, POWER, LINE MONITOR, 6-OUTLET, 15 AMP, 125 VOLT, 1875 WATT, .5 KV SUPPRESSED RATING	EA	8	RS Group	42.56	\$340.48	Spot Buy	1/11/2024 14:24	58.33	-31%
WIDTR020	TY-RAP, WHITE, 1/16"-1 3/4" DIA X .041" W BODY X 8.19" LG, 40# TENSILE STRENGTH	EA	400	RS Group	0.17	\$68.00	194859	2/22/2022 10:09	0.37	-74%
WIDWN009	WIRENUT, #22 TO 14 AWG, ORANGE	EA	400	RS Group	0.12	\$47.80	Spot Buy	6/25/2024 15:45	0.1163	3%
WIDWN023	WIRENUT, #60-14 WIRE, BLUE, SET SCREW W/INSULATING SHELL	EA	200	RS Group	0.51	\$101.40	202081	11/29/2021 15:33	0.43	16%
WIDWN024	WIRENUT, #18 TO #10 WIRE, RED,	EA	200	RS Group	0.20	\$40.60	Spot Buy	6/25/2024 16:18	0.151	29%
WIDWN025	WIRENUT, #22 TO #8 WIRE, YELLOW,	EA	200	RS Group	0.14	\$27.04	Spot Buy	6/25/2024 15:45	0.137	-1%
BUSS4002	BUSHING, 72.5 KV, 400/1200 AMP, TBI FOR G.E. OIL CIRCUIT BREAKER TYPE FK-69-3500-2Y, S/N 0139A7564-248 ABB REPLACEMENT #069W0412AN,	EA	6	lrby	5,173.33	\$31,039.98	182557	12/19/2022 13:29	3090.57	50%

BUSS4022	BUSHING, 69 KV, 1200 AMP, BIL-350 KV TERMINALS-BOTTOM CLAMP-ON, TOP-1.125"-00 FOR GE FK-439-69-3500-4Y, 0139A7564-220	EA	6	lrby	8,597.78	\$51,586.68	Spot Buy	2/26/2023 10:25	9311.17	-8%
BUSS5019	BUSHING, 34.5 KV, 400/1200 AMPS, BIL 200 KV, TBI, L-31.50", FOR MCGRAW EDISON OCB TYPE CF-37-34.5-1500 & VARIOUS MCGRAW EDISON, FERRANTI PACKARD, WAUKESHA TRANSFORMERS.	EA	6	lrby	3,386.67	\$20,320.02	182557	11/20/2023 9:07	2048.21	49%
BUSS6006	BUSHING, 25 KV, 400/1200 AMP, TBI, L-29.5", DWG. #P-3945B357	EA	3	lrby	3,032.22	\$9,096.66	182557	12/4/2023 11:13	1920.28	45%
BUSS6009	BUSHING, 23 KV, 1200 AMP, 150 KV BIL, FOR GENERAL ELECTRIC OIL CIRCUIT BREAKER TYPE FKD-25.8-11000-4, S/N 0442A6361, I.B. GEK-19765	EA	6	lrby	3,478.89	\$20,873.34	Spot Buy	6/23/2021 13:19	3018.69	14%
BUSS6013	BUSHING, 23 - 27.4 KV, 1200 AMP, BIL 150 KV, FOR SIEMENS OCB TYPE SDO-30-12.5. ALSO FITS I-T-E OCB TYPE 23KS500-6.	EA	6	lrby	3,181.11	\$19,086.66	Spot Buy	6/28/2021 10:26	1981.23	46%
BUSS6031	BUSHING, 25 KV, 400/1200 AMPS, TBI BIL 150 KV, L-29.50", TYPR PRC FOR WAUKESHA ELECT. TRANSFORMER S/N A3221T & S/N A3139T, "FITS TRANSFORMER ASSET #A1304 & A1305"	EA	4	lrby	3,412.00	\$13,648.00	Spot Buy	7/7/2023 15:31	2650	25%
CNNWC100	CONNECTOR, WIRE JOINT, PRESSURE CABLE CONNECTOR, INSULATED, WIRE RANGE MINIMUM #22, MAXIMUM #14 ***PACKAGE OF 100 EACH***NO SUBSTITUTE**	EA	100	lrby	0.32	\$32.00	182558	5/31/2019 9:28	0.18	56%
FIBBX001	FIBER-OPTIC CABLE STORAGE CLOSURE 48H X 12D X 30W, POLE MOUNT BOTTOM CABLE ENTRANCE, 100-FT STORAGE, 12 GAUGE ALUMINUM, POWDER GREEN, SLIDE OUT BOTTOM PANEL	EA	9	lrby	1,022.29	\$9,200.61	Spot Buy	6/18/2024 14:46	1022.29	0%
FUSHO026	SWITCH, HOOK STICK OPERATED FUSED DISCONNECT, STATION CLASS, VERTICALLY MOUNTED, TYPE SMD40 25 KV, MOUNTING LESS INSULATORS, INCLUDING FUSE-UNIT END FITTINGS W/SILENCER, TINNED TERMINAL PADS.**USED ON 26KV PT'S & STATION SERVICES & VBM'S**	EA	6	lrby	2,479.14	\$14,874.84	202078	11/29/2021 15:27	1706.04	37%
FUSHO045	FUSE END FITTING SET, 7.2-34.5 KV, S&C ELECTRIC TYPE SMD-20, S&C P/N 3095	EA	3	lrby	167.34	\$502.02	Spot Buy	6/3/2019 9:34	102.53	48%
FUSSU089	FUSE, UNIT, S&C TYPE SMD-1A, 34.5KV 1-AMP	EA	1	lrby	1,257.45	\$1,257.45	182557	1/5/2024 20:01	863.6	37%
FUSSU199	FUSE, 1 AMP, 25 KV, S&C ELECTRIC TYPE SMU-40, TCC 115-2, P/N 823001, USED WITH SMD-40 MOUNTINGS	EA	6	lrby	568.53	\$3,411.18	202078	12/29/2021 9:53	425.27	29%
FUSSU204	FUSE, POWER UNIT, 300 AMP, 34.5 KV, SLOW TCC 119-1, S&C ELECTRIC TYPE SMD-2C ***NO SUBSTITUTE***	EA	3	lrby	2,479.14	\$7,437.42	Spot Buy	9/27/2022 15:22	1885	27%
FUSSU206	FUSE, 10E AMP, 15 KV, TYPE SMU-40, S&C ELECTRIC P/N 822010	EA	4	lrby	557.81	\$2,231.24	202078	11/29/2021 15:27	415.38	29%
FUSSU222	FUSE, 125 AMP, 34.5 KV, TYPE SMD-20 (FOR JOSLYN 34.5 KV MODEL VBM)	EA	3	lrby	216.69	\$650.07	Spot Buy	3/22/2024 12:13	217.2	0%
INRSC002	INTERRUPTER UNIT, COMPLETE, 138 KV FOR S&C ELECTRIC CIRCUIT SWITCHER TYPE MARK-5, S.O.# 7-470961, P/N SA-40317-A ***SPECIAL PACKAGING REQUIRED FOR LONG TERM STORAGE***	EA	1	lrby	23,823.23	\$23,823.23	202078	11/29/2021 15:27	14212.09	51%
SWERP001	REPLACEMENT PARTS, SPECIAL APPLICATION S & C FAULT FITER, 25KV, 600AMP INTERRUPTING MODULE	EA	6	lrby	2,091.78	\$12,550.68	Spot Buy	12/17/2023 22:07	2002.38	4%
SWERP012	REPLACEMENT PART, TRIPPING CAPACITOR, S&C SOURCE-TRANSFER PMH 11 GEAR (SWEPA009).	EA	6	lrby	203.81	\$1,222.86	Spot Buy	11/5/2023 17:16	182.64	11%
SWETRO15	TRANSFER SWITCH, AUTOMATIC, LAKESHORE ELECTRIC, MC SERIES TRASFERSWITCH, "FPL TRANSFER SWITCH"; CONFIRGUATION: 3 POLE; ENCLOSURE: NEMA 4X, 316 SS, 120/240 3PH 4W 60HZ.	EA	2	lrby	15,595.00	\$31,190.00	Spot Buy	8/29/2023 16:25	10573	38%
TAPEL032	LLFA TAPE, RED COLOR, BLACK LINER, 2"X0.40"X36', WORK CTR 1-6.	EA	20	lrby	107.95	\$2,159.00	Spot Buy	12/9/2023 17:15	104.79	3%
THECS009	REJACKET KIT, COLD SHRINK PRODUCT, 1.55" MINIMUM CABLE JACKET O.D., 3.75" MAXIMUM CABLE SPLICE O.D., 30" MACIMUM CABLE JACKET OPENING. WITH SEALANT WATER BLOCK (15 - 35 KV)	EA	18	lrby	113.19	\$2,037.42	182557	8/3/2022 1:31	96.36	16%
THECS010	COLD SHRINK, OPEN ENDED TUBULAR RUBBER SLEEVE W/SEALING MASTIC, #6-4/0 CONDUCTOR RANGE	EA	50	lrby	25.77	\$1,288.50	182557	5/31/2019 9:21	13.3	64%
TRMEP200	TERMINATOR KIT, 15KV, KIT INCLUDES 3 FOUR HOLE LUGS AND 3 COLD SHRINK QT3 TERMINATIONS, 17" FROM END TO LUG TO JACKET CUTBACK.	EA	16	lrby	3,975.44	\$63,607.04	Spot Buy	2/21/2023 10:08	4447.19	-11%
WIDSP027	SPLICE KIT, POWER CABLE, #2 WIRE, SCOTCH/3M P/N 82A1	EA	6	lrby	43.52	\$261.12	202081	11/29/2021 15:33	31.09	33%
BUSS2004	BUSHING 138 KV 800 AMPS 650 KV BIL FERRANTI PACKARD TRANSFORMERS S/N 46121 & 46122 G.E. CAT 11B410BBG8 *FITS G.E. TRANSFORMERS S/N D572053 & D575007 G.E CAT 11B611G12 SEE BUS-S2-020 W/QTY IS ZERO	EA	4	lrby	10,215.56	\$40,862.24	Spot Buy	7/25/2023 16:01	11468.77	-12%
BUSS2021	BUSHING, 138 KV, 800/1200 AMPS	EA	2	lrby	10,215.56	\$20,431.12	Spot Buy	11/29/2022 10:35	10908	-7%
BUSS4001	BUSHING, 72.5 KV, 2000 AMP, L-31" BIL-350KV, FOR GE OIL CIRCUIT BREAKER TYPE FK-72.5-38000-4, S/N 0202A9328-201	EA	2	lrby	11,618.89	\$23,237.78	Spot Buy	1/26/2022 10:31	8246.25	34%
BUSS4027	BUSHING, 69 KV, TBI, 400/1200 AMPS, L-37.5", BIL-350 KV FOR: ME TRANSFORMER-A1115, A1116 (#3103) LAPP #B-81594-57-70 ***MUST COMPLY WITH IEEE STANDARDS***	EA	2	lrby	5,173.33	\$10,346.66	Spot Buy	5/24/2022 13:50	3054.2	52%
BUSS5003	BUSHING, TBI, 34.5KV, 1200 AMP, 200 BIL, L DIM=29.5, FOR CERTAIN FERRANTI-PACKARD TRANSFORMERS.	EA	2	lrby	3,446.67	\$6,893.34	New Item			
BUSS5009	BUSHING, 34.5 KV 400/1200 AMP L-31.5" FOR WESTINGHOUSE OIL CIRCUIT BREAKER TYPE 345G1500 S/N 1-37Y3298 BUSHING CAT #424D788G01 KEY 392 REPLACED WITH ABB CAT #03400R1200AD WHICH SUPERSEDED TO CAT #034W1200KA *ALSO FITS 345G500 & GO	EA	12	lrby	3,386.67	\$40,640.04	Spot Buy	5/12/2022 15:18	1988.97	52%

BUSS7004	BUSHING, 15 KV, 600 AMP, BIL-110 KV NEUTRAL BUSHING. L DIM=20", DRAW THRU TYPE. ORDER 7.25" DRAW LEAD ADAPTER: B-054277A0725. PACKAGE DRAW LEAD ADAPTER W/ BUSHING	EA		3	Irby	3,220.00	\$9,660.00	Spot Buy	4/14/2023 7:41	3542.79	-10%
FUSHO002	HOLDER, FUSE, PRIMARY, 25 KV, 200E AMP RATING, S AND C ELECTRIC P/N 92353	EA		48	Irby	1,278.38	\$61,362.24	Spot Buy	6/4/2024 13:26	1278.38	0%
FUSHO040	FITTINGS, FUSE-END W/SILENCER, 5-25 KV FOR S&C ELECTRIC CO. TYPE SMD-40 FUSES, STATION-VERTICAL MOUNTED, OUTDOOR APPL. S&C ELECTRIC CO. P/N 3085 ***INCLUDES UPPER & LOWER FUSE-END FITTING & SILENCER***	EA		1	Irby	839.75	\$839.75	New Item			
FUSHO050	SPRING, RECEIVER / CLIP FOR FUSED DISCONNECT SWITCH, 26 KV, 300 AMP SUBSTATION CAPACITOR BANK FUSES, SMD-2C	EA		32	Irby	129.92	\$4,157.44	Spot Buy	8/4/2023 16:21	103	23%
FUSSU020	FUSE, POWER UNIT, 20A, TYPE SMU-40, 100KVA, TCC153-2.	EA		7	Irby	569.89	\$3,989.23	Spot Buy	6/4/2024 13:26	569.89	0%
FUSSU200	FUSE, POWER UNIT, TYPE SMU-40, 25-KVA 5-AMP, TCC 153-2 FOR SUBSTATION 25-KVA AND 50KVA STATION SERVICE TRANSFORMERS.	EA		14	Irby	569.20	\$7,968.80	Spot Buy	2/22/2024 7:03	569.2	0%
FUSSU201	FUSE, POWER UNIT, TYPE SMU-40, 50-KVA, 10-AMP, TCC 153-2 FOR SUBSTATION 50-KVA 75 KVA AND 100KVA STATION SERVICE TRANSFORMERS.	EA		29	Irby	569.20	\$16,506.80	Spot Buy	2/29/2024 12:04	569.2	0%
INRJO001	VAC-RUPTER, UNIVERSAL (UVI), RIGHT HAND, REPLACEMENT FOR JOSLYN G.O.A.B. SWITCH TYPE RF-2, 34.5 KV, 1200 AMPS	EA		2	Irby	2,399.92	\$4,799.84	Spot Buy	1/25/2012 10:14	1298	60%
XFRPT002	TRANSFORMER OUTDOOR VOLTAGE SENSOR S&C ELECTRIC RESISTIVE POTENTIAL DEVICE MODEL 81579R1, 138KV BIL-650 KV POTENTIAL TRANSFORMER 15VA 120 VOLT OUTPUT (SUBSTATION CAP BANK)	EA		1	Irby	19,386.17	\$19,386.17	192374	9/24/2020 15:37	12142.85	46%
XFRPT003	OUTDOOR VOLTAGE SENSOR, RATIO 130:1, 14.4 KV, BIL 95 KV, 120 V/30 VA, S&C ELECTRIC CO. P/N 81602R1-B ***MUST COMPLY WITH IEEE STANDARDS AND POWER FACTOR LESS THAN 0.5%***	EA		1	Irby	2,359.95	\$2,359.95	New Item			
BKTLPO02	BRACKET, LINE POST INSULATOR SUPPORT 53 DEGREE ANGLE	EA		40	Tri-State	34.20	\$1,368.00	Spot Buy	7/21/2021 8:27	29.76	14%
CNNTL704	CONNECTOR, STRAIGHT TERMINAL, BRONZE, CABLE TO FLAT, #4-250 MCM TO 2-HOLE FLAT TIN PLATED, WITH SILICON BRONZE CONNECTING HARDWARE.	EA		9	Tri-State	54.00	\$486.00	182558	5/24/2024 9:30	44.45	19%
CNNTL920	CONNECTOR, STRAIGHT TERMINAL, BRONZE, TUBE TO FLAT, 2" IPS TO 4 HOLE FLAT (4" PAD), TIN PLATED	EA		3	Tri-State	192.00	\$576.00	182558	5/7/2024 20:00	148.64	25%
CNNWC001	CONNECTOR, BUTT TYPE SPLICE, VINYL EXPANDED INSULATION, BARREL TYPE, BRAZED SEAM, TIN PLATED BRASS, WIRE SIZE 22-18 AWG***PACKAGE OF 100 EACH***	EA		200	Tri-State	0.39	\$78.00	200160	3/2/2023 11:24	0.1826	72%
CNNWC002	CONNECTOR, BUTT TYPE SPLICE, VINYL EXPANDED INSULATION, BARREL TYPE, BRAZED SEAM, TIN PLATED BRASS, WIRE SIZE 16-14 AWG***PACKAGE OF 100 EACH***	EA		200	Tri-State	0.42	\$84.00	200160	2/18/2022 7:37	0.1719	84%
CNNWC003	CONNECTOR, BUTT TYPE SPLICE, VINYL EXPANDED INSULATION, BARREL TYPE, BRAZED SEAM, TIN PLATED BRASS, WIRE SIZE 12-10 AWG***PACKAGE OF 100 EACH***	EA		200	Tri-State	0.60	\$120.00	200160	3/2/2023 11:24	0.2754	74%
CNNWE441	TERMINAL, WELDMENT, STRAIGHT, SINGLE 954 ACSR TO 4 HOLE 4" PAD, ALUMINUM ALLOY.	EA		24	Tri-State	44.00	\$1,056.00	182558	10/27/2023 15:19	60.47	-32%
ELMCP643	TOOL, CRIMPING, COPPER, COMPRESSION, BURNDY TYPE "MY" DIELESS HYTOOL. TOOL RANGE SIZE TO BE #8-250. BURNDY TOOL #MY29-3	EA		1	Tri-State	815.00	\$815.00	Spot Buy	8/29/2023 16:45	668	20%
METCT008	**TESTING REQUIRED** TRANSFORMER, CURRENT, 50:5 AMPS, 5000 KV 1.0 RF, 0.5 BURDEN (REQUIRES JEA SPECIFICATION)	EA		1	Tri-State	1,280.00	\$1,280.00	202078	11/29/2021 15:27	755.57	52%
METCT011	**TESTING REQUIRED** TRANSFORMER, CURRENT, 400:5 AMPS, 5 KV 2.5 RF, 0.5 BURDEN (REQUIRES JEA SPECIFICATION)	EA		1	Tri-State	1,668.00	\$1,668.00	Spot Buy	10/18/2023 13:39	852.75	65%
METCT014	**TESTING REQUIRED** TRANSFORMER, CURRENT, 400:5 AMPS, 25 KV, MIN 2.5 RF, 0.5 BURDEN (REQUIRES JEA SPECIFICATION) **ORDER ONLY ON REQUEST**	EA		1	Tri-State	2,224.00	\$2,224.00	202079	11/29/2021 15:29	1910.325	15%
METCT024	**TEST REQD** TRANSFORMER CURRENT 75:5 AMPS 25 KV 3.0 RF 0.5 BURDEN ACCURACY CLASS WITH A MINIMUM BURDEN OF 0.5. MOLDED CONSTRUCTION FOR OUTDOOR USE W/STANDARD MOUNTING BASE AND SECONDARY TERMINAL BOX, (REQUIRES JEA SPECIFICATION)	EA		1	Tri-State	2,224.00	\$2,224.00	202079	11/29/2021 15:29	1848.6	18%
METSE014	SEAL, METER, SPRING-LOCK DEMAND RESET, COLOR GREY, MONTH STAMP "JUN", STAMPED JEA LOGO, 7 DIGIT SEAL NUMBER (REQUIRES JEA SPECIFICATION)	EA		2000	Tri-State	0.52	\$1,040.00	182558	5/31/2019 9:28	0.32	48%
METSE018	SEAL, METER, SPRING-LOCK DEMAND RESET, COLOR DARK BLUE, MONTH STAMP "OCT", STAMPED JEA LOGO, 7 DIGIT SEAL NUMBER (REQUIRES JEA SPECIFICATION)	EA		2000	Tri-State	0.52	\$1,040.00	182558	5/31/2019 9:28	0.32	48%
METSE020	SEAL, METER, SPRING-LOCK DEMAND RESET, COLOR LIGHT GREEN, MONTH STAMP "DEC", STAMPED JEA LOGO, 7 DIGIT SEAL NUMBER (REQUIRES JEA SPECIFICATION)	EA		2000	Tri-State	0.52	\$1,040.00	182558	5/31/2019 9:28	0.32	48%
METVT001	**TESTING REQUIRED** TRANSFORMER, VOLTAGE, 20/1 RATIO, 5000 VOLTS, 60HZ, 60 KV BIL	EA		1	Tri-State	1,204.00	\$1,204.00	182558	10/9/2023 19:01	1532.32	-24%
METVT003	**TESTING REQUIRED** TRANSFORMER, VOLTAGE, 120/1 RATIO, 25000 VOLTS, 60 HZ, 150 KV BIL, SINGLE BUSHING **ORDER ONLY ON REQUEST**	EA		1	Tri-State	2,735.00	\$2,735.00	Spot Buy	12/8/2021 8:02	1945	34%
PLACR001	PLATE, CROSSARM REINFORCING, STANDARD BOLT SIZE 3/4"	EA		24	Tri-State	24.00	\$576.00	Spot Buy	11/5/2020 15:30	17.05	34%
SCWHQ412	SCREW, 3/8"-16 X 1", HEX HEAD CAP, NC SILICON BRONZE HS PER ASTM-B99, (USED ON SUBSTATION CONNECTORS), ***PACKAGE OF 100 EACH***NO SUBSTITUTE**	EA		100	Tri-State	1.55	\$155.00	202081	11/29/2021 15:33	2.1	-30%

SCWHQ414	SCREW, 3/8"-16 X 1 1/4", HEX HEAD CAP, NC, SILICON BRONZE HS PER ASTM-B99, (USED ON SUBSTATION CONNECTORS), ***PACKAGE OF 100 EACH***NO SUBSTITUTE**	EA	100	Tri-State	3.15	\$315.00	Spot Buy	2/17/2023 15:06	3.96	-23%
SCWHQ415	SCREW, 3/8"-16 X 1 1/2", HEX HEAD CAP, NC, SILICON BRONZE HS PER ASTM-B99 ***PACKAGE OF 100 EACH***NO SUBSTITUTE**	EA	100	Tri-State	1.65	\$165.00	202081	11/29/2021 15:33	2.41	-37%
BUSS4037	BUSHING, ENTRANCE, 72.5 KV, 3000 AMPS, BIL 350 KV, L=36.75", ABB STYLE #069W3000UL, FOR PAUWELS TRANSFORMER, S/N 99-4-0008, KENNEDY TP7 & TP8 ***SUBMS101 #5166***	EA	2	Tri-State	16,145.00	\$32,290.00	Spot Buy	4/29/2022 9:47	13774	16%
BUSS5020	BUSHING, ENTRANCE, 34.5 KV, 2000 AMP, BIL 200 KV, L=31.5" FOR NORTH AMERICAN TRANSFORMER, S/N 51322,	EA	2	Tri-State	5,846.00	\$11,692.00	Spot Buy	6/15/2022 15:23	7984	-31%
BUSS6032	BUSHING, ENTRANCE, 23 KV, 2000 AMP, BIL 150 KV, L=29.5" FOR NORTH AMERICAN TRANSFORMER, S/N 51322, (MS101#5133)	EA	2	Tri-State	5,505.00	\$11,010.00	New Item			
CNNGR530	CLAMP, GROUND, ONE, TWO, OR THREE CABLES TO ROD OR TUBE, #4 SOL-2/0 STR. TO 3" O.D. OR 2-1/2" IPS ***SUB MS101#5177***	EA	34	Tri-State	58.00	\$1,972.00	New item			
CNNGR726	CONNECTOR, BRONZE GROUND CLAMP, ONE, TWO OR THREE CABLES TO ROD OR TUBE, 2/0 -250 MCM TO 2 1/2" OD OR 2" IPS,	EA	6	Tri-State	54.00	\$324.00	Spot Buy	3/9/2022 13:02	48.07	12%
CNNGR732	CONNECTOR, BRONZE GROUND CLAMP, ONE, TWO OR THREE CABLES TO ROD OR TUBE, 2/0 -250 MCM TO 3" OD OR 2 1/2" IPS,	EA	6	Tri-State	70.00	\$420.00	Spot Buy	3/25/2021 9:31	52.62	28%
FUSHO150	HOLDER, FUSE, FOR USE WITH 150QR FUSES, 150KV, 200A RATING, BIL 150.	EA	12	Tri-State	144.00	\$1,728.00	Spot Buy	2/1/2023 12:41	125.97	13%
FUSOH016	FUSE, OVERHEAD DISTRIBUTION, 23" MINIMUM LENGTH, 30K	EA	110	Tri-State	5.05	\$555.50	Spot Buy	4/18/2024 9:58	9.833	-64%
XFRPT021	TRANSFORMER, POTENTIAL, RATIO 120:1, 25 KV CLASS, 150 KV BIL, DRY TYPE, ABB TYPE VOG-15, 14400/24940GY PRIMARY VOLTS ACC. 0.3W,X,M,Y,Z ***MUST COMPLY WITH IEEE STANDARDS, *** (NO SUBSTITUTE)	EA	1	Tri-State	3,035.00	\$3,035.00	192377	9/9/2021 17:49	2494.78	20%
ARRST042	ARRESTER, SURGE, STATION CLASS, RATED 54 KV, RATED 42 KV MCOV, POLYMER CONSTRUCTION, FOR SUBSTATION 69 KV TRANSFORMERS, BUSES, & PIPE-TYPE TERMINATIONS***MUST COMPLY WITH IEEE STANDARD C62.11-1993	EA	12	Wesco	1,049.16	\$12,589.94	Spot Buy	9/7/2023 12:50	1256	-18%
BALF001	BALL FITTING, TYPE CLEVIS, 30000# ULTM STRENGTH, NEMA HDWH 52-3, STANDARD GALVANIZED	EA	20	Wesco	12.00	\$240.00	182558	4/7/2023 15:38	6.78	56%
BKTLP004	BRACKET, TO BE USED WHEN REPLACING 230KV HORIZONTAL VEE INSULATORS WITH 230KV BRACED LINE POST INSULATORS.	EA	12	Wesco	128.35	\$1,540.19	Spot Buy	10/6/2023 10:10	99.15	26%
BOLSE015	BOLT, SHOULDER EYE, 3/4" X 22", GALVANIZED, WITH SQUARE NUT ATTACHED	EA	8	Wesco	29.27	\$234.13	182558	5/31/2019 9:28	16.18	58%
CAPBA001	CAPACITOR BANK, GROUNDED, SWITCHED, 150 KV BIL, 1200KVAR, 26.4/15.24 KV, 1 BUSHING, SHORTING WIRE & TAG INCLUDED, FOR USE WITH CAPACITOR BANK CONTROLLER (CAPCO002). (JEA SPECIFICATION) (SPECIFICATIONS AND DRAWINGS TO BE SENT WITH QUOTATION)	EA	24	Wesco	15,913.85	\$381,932.48	182558	6/5/2024 8:51	14858.7	7%
CAPSW004	ALTERNATE CAPSWITCHER ADAPTER PLATE FOR SOUTHERN STATES CAP SWITCHER MOUNTED ON A VBM STAND.	EA	2	Wesco	1,872.00	\$3,744.00	Spot Buy	3/14/2024 12:12	1610	15%
CAPUN014	CAPACITOR, POWER, 200 KVAR, 150 KV BIL, 19920 VOLTS, 1 BUSHING, MOUNTING FLANGE 9.88" FROM CAN TOP FOR MCG-ED 230KV CAP BANK AT GREENLAND & NORM SUBS. BRKT/SPCRS MUST BE ATTACHED TO THE UNIT & NOT SEPARATELY. SHORTING WIRE & TAG INCLUDED	EA	8	Wesco	1,285.00	\$10,280.00	Spot Buy	3/27/2024 14:12	1149.18	11%
CDUBU022	BUSHING, METALLIC, CONDUIT REDUCER, 1 1/2" X 1 1/4" THOMAS & BETTS CAT# 610	EA	5	Wesco	9.64	\$48.21	202081	11/29/2021 15:33	7.42	26%
CDUBU024	BUSHING, METALLIC, CONDUIT REDUCER, 1 1/2" X 3/4", THOMAS & BETTS CAT# 608	EA	20	Wesco	16.89	\$337.86	202081	11/29/2021 15:33	15.64	8%
CDUBU027	BUSHING, METALLIC, CONDUIT REDUCER, 1" X 3/4", THOMAS & BETTS	EA	20	Wesco	2.63	\$52.63	Spot Buy	11/16/2021 15:15	1.69	44%
CDUBU033	BUSHING, METALLIC, CONDUIT REDUCER, 3/4" X 1/2"	EA	40	Wesco	1.45	\$58.00	Spot Buy	6/12/2024 12:11	2.4	-49%
CDUBU036	BUSHING, CONDUIT, 1", PLASTIC, THOMAS & BETTS	EA	10	Wesco	1.16	\$11.60	202081	6/27/2022 20:51	0.63	59%
CDUBU037	BUSHING, CONDUIT, 2", PLASTIC THOMAS & BETTS CAT.#227	EA	10	Wesco	1.36	\$13.57	194859	1/13/2021 14:32	4.06	-100%
CDUCL029	CLAMP, CONDUIT, 1", I-BEAM, PARALLEL TYPE,	EA	10	Wesco	7.27	\$72.67	202079	6/30/2022 20:00	3.836	62%
CDUCL037	CLAMP, CONDUIT, 2", RIGHT ANGLE TYPE, RIGID,	EA	10	Wesco	8.58	\$85.83	202079	11/29/2021 15:29	4.536	62%
CDUCL039	CLAMP, CONDUIT, 3/4", I-BEAM, PARALLEL TYPE,	EA	10	Wesco	6.82	\$68.17	Spot Buy	9/19/2023 15:43	7.21	-6%
CDUCL040	CLAMP, CONDUIT, 3/4", RIGHT ANGLE TYPE, RIGID,	EA	30	Wesco	4.17	\$125.00	Spot Buy	9/19/2023 15:43	4.46	-7%
CDUCN020	CONNECTOR, CONDUIT 90 DEG, 1 1/2", SEALTITE,	EA	6	Wesco	58.63	\$351.78	194859	1/13/2021 14:32	67.14	-14%
CDUCN023	CONNECTOR, CONDUIT 90 DEG, 1/2", SEALTITE	EA	20	Wesco	3.97	\$79.41	194859	1/10/2024 20:00	10.8	-92%
CDUCN027	CONNECTOR, CONDUIT STRAIGHT, 1 1/4", SEALTITE,	EA	6	Wesco	23.31	\$139.85	194859	1/13/2021 14:32	25.47	-9%
CDUCN028	CONNECTOR, CONDUIT STRAIGHT, 1", SEALTITE	EA	30	Wesco	6.82	\$204.70	194859	12/30/2022 15:57	13.32	-65%
CDUCN029	CONNECTOR, CONDUIT STRAIGHT, 1/2", SEALTITE	EA	30	Wesco	6.09	\$182.56	194859	1/10/2024 20:00	7.35	-19%
CDUCN064	CONNECTOR, FLEX, 1/2" 45D L/T, THOMAS-BETTS #5242	EA	20	Wesco	12.15	\$242.96	194859	8/21/2023 19:00	10.72	12%
CDUCU020	COUPLING, CONDUIT, 1 1/2", ERICKSON- MALLEABLE, FOR RIGID CONDUIT,	EA	4	Wesco	57.24	\$228.96	202081	11/4/2022 14:08	55.63	3%
CDUCU025	COUPLING, CONDUIT, 1", ERICKSON- MALLEABLE, FOR RIGID CONDUIT,	EA	10	Wesco	20.95	\$209.53	Spot Buy	5/8/2023 13:29	16.98	21%
CDUCU030	COUPLING, CONDUIT, 1/2", ERICKSON- MALLEABLE, FOR RIGID CONDUIT,	EA	10	Wesco	15.71	\$157.06	Spot Buy	11/6/2023 7:23	10.155	43%
CDUCU040	COUPLING, CONDUIT, 3/4", ERICKSON- MALLEABLE, FOR RIGID CONDUIT,	EA	10	Wesco	5.80	\$58.00	Spot Buy	7/19/2023 15:11	11.02	-62%
CDUCV024	COVER, CONDUIT OUTLET BODY, 1", BLANK, IRON ALLOY, FORM 7,	EA	24	Wesco	8.37	\$200.80	Spot Buy	4/26/2024 15:02	7.52	11%

CDUCV031	COVER, CONDUIT OUTLET BODY, 3/4", BLANK, STEEL, FORM 35, UNILET	EA	4	Wesco	3.92	\$15.67	202079	1/19/2022 15:46	2.45	46%
CDUGK024	GASKET, CONDUIT OUTLET BODY, 1/2", SOLID NEOPRENE, FORM 7	EA	10	Wesco	2.80	\$28.00	202079	11/29/2021 15:29	1.554	57%
CDUHA024	HANGER, CONDUIT, 1 1/2", W/BOLT	EA	12	Wesco	2.40	\$28.78	202081	11/29/2021 15:33	1.91	23%
CDUHU022	HUB, CONDUIT, 3/4"	EA	12	Wesco	8.25	\$98.96	Spot Buy	6/25/2024 16:31	14.37	-54%
CDUNU022	NUT, CONDUIT, 3/8", UNISTRUT, SELF-HOLDING	EA	10	Wesco	2.99	\$29.89	Spot Buy	11/6/2023 7:23	3.44	-14%
CDUOB035	OUTLET BODY, CONDUIT, 1", RIGID STEEL, THREADED, FORM 7, TYPE LB,	EA	8	Wesco	16.67	\$133.33	202079	2/4/2022 9:43	11.564	36%
CDUOB037	OUTLET BOX, 1", THREADED, FM 7 TYPE "T", GRAYLOY-IRON, W/WEDGE-LOK CLIP COVER & GASKET (RIGID STEEL & IMC CONDUIT)	EA	2	Wesco	20.98	\$41.97	Spot Buy	4/18/2024 10:06	33.43	-46%
CDUOB041	OUTLET BODY, CONDUIT, 1/2", RIGID, THREADED, FORM 7, TYPE LR	EA	10	Wesco	9.30	\$93.00	202079	1/19/2022 14:48	6.454	36%
CDUOB070	OUTLET BODY, CONDUIT, 3/4", RIGID ALUMINUM, INCLUDES COVER AND GASKET, TYPE LB, N00/N01/N02/N03, WORK CTR 1-6	EA	6	Wesco	13.87	\$83.20	202079	11/15/2022 8:17	9.058	42%
CDUOB073	OUTLET BODY, CONDUIT, 3/4", RIGID ALUMINUM, INCLUDES COVER AND GASKET, TYPE C, N00/N01/N02/N03, WORK CTR 1-6	EA	10	Wesco	13.93	\$139.33	194859	1/13/2021 14:32	22.45	-47%
CDUST024	STRAP, CONDUIT, 1" ONE-HOLE STAMPED STEEL, FOR RIGID CONDUIT	EA	6	Wesco	1.13	\$6.80	194859	1/13/2021 14:32	1.24	-9%
CDUST030	STRAP, CONDUIT, 3/4", ONE-HOLE STAMPED STEEL, FOR RIGID CONDUIT	EA	30	Wesco	0.60	\$18.00	202081	11/29/2021 15:33	0.37	47%
CDUUT001	UNISTRUT, 1-5/8" X 1-5/8" W/HOLES, SS, 10' LENGTH (1 EA. = 10 FT. PIECE)	EA	12	Wesco	16.42	\$197.00	Spot Buy	12/8/2023 14:40	230.1	-173%
CDUUT004	UNISTRUT, NUTS/W/SPRING, UNISTRUT P/N P1010USS-1/2" 13	EA	20	Wesco	3.95	\$79.00	Spot Buy	9/29/2023 14:17	2.563	43%
CDUUT005	UNISTRUT, NUTS/W/SPRING, UNISTRUT P/N P1006U-14/20-SS	EA	10	Wesco	5.70	\$57.00	202081	1/20/2022 7:04	1.24	129%
CDUUT029	NUT, W/SPRING, UNISTRUT, 1/4" SCREW/BOLT	EA	25	Wesco	1.10	\$27.56	202081	3/3/2022 10:35	1.5	-31%
CDUUT030	NUT, W/SPRING, UNISTRUT, 3/8" SCREW/BOLT, TYPE EG	EA	24	Wesco	1.20	\$28.80	202081	11/29/2021 15:33	3.48	-97%
CNNGR645	CONNECTOR, GROUND SHUNT ASSEMBLY FOR 2" PIPE, 24" STRAP WITH GROUND CLAMP	EA	66	Wesco	99.13	\$6,542.58	Spot Buy	6/19/2020 11:12	63.6	44%
CNNPL502	CONNECTOR, BI-METALLIC TRANSITION PLATE 4 HOLE NEMA, 4"x4"x1/16", 80 % AL/20% COPPER IN THICKNESS.	EA	18	Wesco	0.24	\$4.32	182558	3/5/2024 20:00	7.65	-188%
CNNSH001	CONNECTOR, SHEAR BOLT, IN-LINE, 1/0 - 350 KCM.	EA	4	Wesco	50.00	\$200.00	182561	6/1/2023 9:31	40	22%
CNNSH002	CONNECTOR, SHEAR BOLT, IN-LINE, 350 KCM - 750 KCM..	EA	12	Wesco	75.00	\$900.00	182561	6/1/2023 9:31	57	27%
CNNSH003	CONNECTOR, SHEAR BOLT, IN-LINE, 500 KCM - 1000 KCM.	EA	12	Wesco	116.67	\$1,400.00	182561	5/31/2019 9:51	90	26%
CNNTLF50	CONNECTOR, FORK TERMINAL, VINYL-INSULATION SUPPORT, BARREL TYPE, BRAZED SEAM, TIN PLATED BRASS, WIRE SIZE 22-18 AWG, STUD #6, ***PACKAGE OF 100 EACH***	EA	50	Wesco	0.89	\$44.31	182558	12/6/2023 10:41	0.5	56%
CNNWE253	CONNECTOR, WELDMENT TERMINAL, ALUMINUM, TUBE TO FLAT, 2 1/2"IPS TO 4 HOLE FLAT (3"PAD), CENTER FORMED	EA	12	Wesco	48.55	\$582.60	182558	5/31/2019 9:28	0.36	197%
ELEEN105	DISCONNECT, FUSED, 30 AMPS, 600 VOLTS 3 POLE, RAIN TIGHT 101 #EL-480-94, WORK CTR 1-6.	EA	1	Wesco	375.90	\$375.90	194859	8/17/2023 17:42	400.33	-6%
ELEEN262	COVER, ELECTRICAL BOX, 1 RECEPTACLE, WEATHERPROOF, NON-LOCKING/LOCKINGPLUGS, APPLETON P/N FSK-WR1, WORK CTR 1-6.	EA	2	Wesco	37.95	\$75.90	202079	11/29/2021 15:29	34.818	9%
ELEFU090	FUSE, 30 A, 600 V, DUAL ELEMENT TIME DELAY, BUSSMAN P/N FRS-30 GOULD SHAWMUT P/N TRS30R, WORK CTR 1-6.	EA	10	Wesco	19.27	\$192.67	182558	12/5/2022 10:17	4.87	119%
ELEFU107	FUSE, 50 A, 600 V, ONE-TIME, WORK CTR 1-6.	EA	10	Wesco	27.55	\$275.50	182558	10/20/2023 20:00	14.45	62%
ELEFU148	FUSE, 10 A, 250 V, LAMINATED TUBE, FAST ACTING, MIDGET, BUSSMANN P/N KTK 10, WORK CTR 1-6.	EA	5	Wesco	16.37	\$81.83	182558	4/9/2024 20:00	9.4	54%
ELEFU236	FUSE, 10 A, CARTRIDGE, FNM, SLOW BLOW, USED ON CT FOGGING SYSTEMS, NGS GE MOD. MS 7000 & KGS WESTINGHOUSE MOD. W501AA, WORK CTR 3-4.	EA	10	Wesco	7.60	\$76.00	194859	10/21/2022 10:02	10.8	-35%
ELEFU265	FUSE, ASSORTMENT KIT, 125V, CONTAINS SMALL DIMENSION FUSES, FUSE HOLDERS, FUSEBLOCKS & FUSE CLIPS FOR ELECTRICAL APPLIANCES AND ELECTRONIC DEVICES	EA	4	Wesco	484.56	\$1,938.26	182642	6/4/2019 14:04	559.8	-14%
ELEFU276	FUSE, 15A, 600 V, FIBER TUBE 13/32" X 1-3/8", FAST BLOW, WORK CTR 1-6.	EA	8	Wesco	16.37	\$130.93	Spot Buy	1/26/2024 11:53	24.03	-38%
ELEFU292	FUSE, 4 A, TIME DELAY, USED ON NASH VACUUM PUMP, WORK CTR 1-6.	EA	10	Wesco	21.57	\$215.67	202081	11/29/2021 15:33	13.44	46%
ELEFU402	FUSE, 2A, SLOW BLOW, 600V AC, 60V DC, USED ON N03 CLOSED COOLING SYSTEM, WORK CTR 1-6.	EA	10	Wesco	20.48	\$204.83	Spot Buy	7/5/2022 16:27	17.65	15%
ELEFU414	FUSE, 1 A, 600V, PRIMARY FOR CPT'S, BUSSMANN #FNQ-R-1, MOTOR CONTROL CENTER 480V, SQUARE-D MODEL 6, WORK CTR 1-6.	EA	10	Wesco	20.02	\$200.17	194859	12/20/2023 12:52	11.23	56%
ELEFU415	FUSE, 1.6 A, 600V, PRIMARY FOR CPT'S, SWITCH BOARD, MOTOR CONTROL CENTER 480V, SQUARE-D MODEL 6, WORK CTR 1-6.	EA	10	Wesco	24.82	\$248.17	194859	3/10/2023 8:14	26.64	-7%
ELEFU432	FUSE, 15 A, CLASS CC, BUSSMANN, STACKER RECLAIMER FREQUENCY DRIVE PANEL, WORK CTR 4-9.	EA	10	Wesco	16.32	\$163.17	194859	1/5/2024 20:01	17.5	-7%
ELEFU447	FUSE, 1 A, 600 V KTK-R, KRI REF. #923-407, CONTINUOUS SHIP UNLOADER MCC'S, WORK CTR 4-9.	EA	6	Wesco	16.32	\$97.90	194859	5/27/2021 13:15	9.17	56%
ELEFU494	FUSE, 5 A, P/N FNQ-R-5, USED ON AC DRIVES, ASH BLOW BLDG. AND LIME FEEDER BELT, FUEL FEED DRAG CHAIN, WORK CTR 1-6.	EA	6	Wesco	20.48	\$122.90	Spot Buy	7/13/2023 12:13	27.83	-30%
ELEFU504	FUSE, 10 A, FNQ-R-10, USED ON VFD, FUEL FEED DRAG CHAIN, WORK CTR 1-6.	EA	10	Wesco	21.57	\$215.67	194859	10/24/2022 16:51	20.22	6%
ELEFU550	FUSE, 30 A, LOW PEAK, CLASS CC CURRENT LIMITING, LP-CC-30, TIME DELAY, WORK CTR 1-6.	EA	10	Wesco	20.38	\$203.83	194859	1/20/2023 13:02	21.77	-7%

ELNST004	STARTER, NEMA SIZE 4, KRI REF. #923-407, CONTINUOUS SHIP UNLOADER MCC'S, WORK CTR 4-9.	EA	1	Wesco	2,958.38	\$2,958.38	202081	11/29/2021 15:33	2574.41	14%
ELUCO133	COIL, CLOSE, 125 VDC, FOR ABB VACUUM CIRCUIT BREAKER TYPE V, S/N SOOB113VB, 34.5KV, 1200 AMP *** SUB MS101#5165***	EA	2	Wesco	1,686.67	\$3,373.33	Spot Buy	10/17/2022 14:40	1525	10%
ELUCO134	COIL, TRIP, 125 VDC, FOR ABB VACUUM CIRCUIT BREAKER TYPE V, S/N SOOB113VB, 34.5KV, 1200 AMP *** SUB MS101#5165***	EA	4	Wesco	1,686.67	\$6,746.67	Spot Buy	4/13/2017 11:22	722.89	80%
FUSSU039	FUSE, 10 A, 250 V, CARTRIDGE TYPE TIME DELAY, DUAL ELEMENT	EA	20	Wesco	8.95	\$179.00	202081	11/29/2021 15:33	5.35	50%
FUSUG011	FUSE, ONE TIME, 25 AMP RATING, 250 VOLT FERRULE TYPE	EA	30	Wesco	4.25	\$127.50	182558	3/16/2023 8:54	0.76	139%
FUSUG015	FUSE, ONE TIME, 50 AMP RATING, 250 VOLT FERRULE TYPE	EA	10	Wesco	4.88	\$48.83	182558	3/16/2023 8:54	1.19	122%
FUSUG026	FUSE, BAYONET TRANSFORMER, 65 AMP FOR 1 & 3 PHASE PADS.	EA	6	Wesco	24.17	\$145.00	Spot Buy	3/27/2023 12:58	21.09	14%
GAUCM004	GAUGE, PRESSURE/VACUUM, +10 PSIG TO -10 PSIG VACUUM QUALITROL MODEL #050-35E	EA	4	Wesco	277.07	\$1,108.28	Spot Buy	6/25/2024 16:14	364.62	-27%
GAULF001	GAUGE, OIL FLOW INDICATOR, BOTTOM CABLE CONNECTED, FLOW POSITION 3 (DOWN), QUALITROL 092-35BB FOR MCGRAW EDISON TRANSFORMER	EA	1	Wesco	1,195.71	\$1,195.71	182558	10/13/2021 21:35	746.3	46%
GAULF003	GAUGE, LIQUID FLOW, 4 1/4", LEFT SIDE CABLE CONNECTION, FLANGE MOUNT, FLOW POSITION 3 (DOWN), TYPE QT-105	EA	1	Wesco	1,271.69	\$1,271.69	182558	7/14/2021 4:09	793.72	46%
GCBHV202	RUPT. DISK ASSY, 4" 132PSI, FOR HVB BREAKER HS245-A-50 (2/2 min/max).	EA	2	Wesco	1,212.00	\$2,424.00	Spot Buy	8/8/2023 16:12	760	46%
GCBHV203	O-RING P130, PART # 01-1144-00 FOR HVB BREAKER HS245-A-50 (2/2 MIN/MAX).	EA	2	Wesco	101.67	\$203.33	Spot Buy	8/8/2023 16:12	58.75	54%
INSPG304	INSULATOR, STATION POST, TR-304, ANSI-70 GRAY, STANDARD STRENGTH, 230 KV CLASS, 900 KV BIL, 5" BCD, 80" HEIGHT ***TAPPED HOLES TO BE FILLED WITH RUST INHIBITIVE GREASE & PLASTIC CAPS INSERT- ED*** INDIVIDUAL STACKING UNITS CRATED SEPERATEL	EA	9	Wesco	657.55	\$5,917.95	Spot Buy	5/26/2023 10:06	545	19%
LTCBE116	INTERFACE, CURRENT LOOP, BECKWITH MODEL M-2025B, FOR LOAD TAP CHANGER CONTROLS	EA	2	Wesco	592.35	\$1,184.70	207422	9/19/2022 11:35	371	46%
LTGLP270	LAMP, LED, RED, REF. SQUARE D BASE 9001 SERIES 120VAC-DC, USED ON N01/N02 MCC, WORK CTR 1-6.	EA	30	Wesco	57.02	\$1,710.50	Spot Buy	6/17/2024 15:02	11.88	131%
MARFB001	MARKER, FIBER POST, WITH FINK PLATE, 3" X 6" ORANGE/WHITE A-X849: LABELED - "WARNING UNDERGROUND CABLE, BEFORE DIGGING, EXCAVATING, BORING, ETC. IN THIS VICINITY CALL JEA OR TOLL FREE 811".	EA	21	Wesco	46.50	\$976.50	Spot Buy	2/22/2024 16:29	63.4	-31%
METLK006	FRONT ENTRY STAINLESS STEEL, ONE PIECE METER LOCKING RING WITH PLASTIC SEALING FERRULE AND SHORT LENGTH STAINLESS STEEL SUPER MARK IV BARREL LOCK WITH INTERNAL WEATHER SEAL	EA	3000	Wesco	16.81	\$50,430.73	182557	4/16/2020 21:57	10.89	43%
METLK010	TAB, SEALING REPLACEMENT FOR RINGLESS SOCKETS, METER LOCKING DEVICE	EA	50	Wesco	5.40	\$270.00	202531	12/21/2021 15:19	121	-183%
POCBG015	BAG, TRANSFORMER, SINGLE PHASE PADMOUNT, TRILAYER, FULL CONTROL LEAKS&DRIPS. ULTRA ABSORBENT CORE, SECONDARY LEAKPROOF LINER, PUNCTURE RESISTANCE REINFORCED BASE, BUILT WITH PLACEMENT HOOKS, WHITE & SAFETY ORANGE COLOR, RECTANGLE SHAPE 41"X50"X34"	EA	425	Wesco	348.70	\$148,199.07	Spot Buy	6/25/2024 15:34	346.14	1%
POCBG016	BAG, TRANSFORMER, FOR LARGE PADMOUNTS, TRILAYER, CONTROL LEAKS & DRIPS. ULTRA ABSORBENT CORE, SECONDARY LEAKPROOF LINER, PUNCTURE RESISTANCE REINFORCED BASE, BUILT WITH PLACEMENT HOOKS, WHITE&SAFETY ORANGE COLOR, RECTANGULAR SHAPE 100"X100"X60"	EA	69	Wesco	1,131.11	\$78,046.67	195737	2/21/2024 20:00	1037.74	9%
POCBG017	BAG, TRANSFORMER, FOR LARGE PADMOUNTS, TRILAYER, CONTROL LEAKS & DRIPS. ULTRA ABSORBENT CORE, SECONDARY LEAKPROOF LINER, PUNCTURE RESISTANCE REINFORCED BASE, BUILT WITH PLACEMENT HOOKS, WHITE&SAFETY ORANGE COLOR, RECTANGULAR SHAPE 72"X72"X60"	EA	81	Wesco	745.37	\$60,375.00	Spot Buy	5/15/2024 16:10	703.7	6%
POCBG020	BAG, TRANSFORMER, TRILAYER, FULL CONTROL LEAKS & DRIPS. ULTRA ABSORBENT CORE, SECONDARY LEAKPROOF LINER, PUNCTURE RESISTANCE REINFORCED BASE, BUILT WITH PLACEMENT HOOKS, WHITE & SAFETY ORANGE COLOR, CYLINDRICAL SHAPE 36"D X 42"H	EA	695	Wesco	97.22	\$67,569.44	Spot Buy	5/20/2024 10:54	92.65	5%
POCBG025	BAG, TRANSFORMER, TRILAYER, FULL CONTROL LEAKS & DRIPS. ULTRA ABSORBENT CORE, SECONDARY LEAKPROOF LINER & PUNCTURE RESISTANCE REINFORCED BASE, BUILT WITH PLACEMENT HOOKS, WHITE & SAFETY ORANGE COLOR, CYLINDRICAL SHAPE 46"D X 60"H	EA	400	Wesco	120.37	\$48,148.15	Spot Buy	6/25/2024 15:34	119.49	1%
RELAP005	RELAY, ANTI-PUMP, 125 VDC, SQUARE "D" CLASS 7001, SERIES B, TYPE D042 FOR SIEMENS OIL CIRCUIT BREAKER TYPE SDO-30-12.5, S/N 44155-1, PB-3048, 4-33	EA	2	Wesco	236.97	\$473.94	Spot Buy	9/8/2017 15:51	195.3	19%
RELBC002	RELAY, LTC BACK-UP CONTROL BECKWITH P/N M-0329A REPLACES M-0029 ***DEAD BAND OPTION OF 2 VOLTS***	EA	2	Wesco	1,600.26	\$3,200.53	207422	9/30/2022 6:42	973	49%
RELSP001	PANEL, SUDDEN PRESSURE RELAY CARD, AC-DC SEAL-IN, 125VDC (FOR 11-PRONG CONVERSION USED WITH 3-PRONG SUDDEN PRESSURE RISE RELAY)	EA	1	Wesco	1,319.97	\$1,319.97	182558	5/31/2019 9:28	766.6	53%
RELSP009	RELAY, SUDDEN PRESSURE, FLANGE MOUNTING FOR OIL SPACE APPLICATIONS WITH ANSI PLUG, INCLUDES MOUNTING GASKET P/N GAS-118-1, AND 120" CABLE	EA	1	Wesco	2,821.63	\$2,821.63	Spot Buy	5/12/2022 15:36	2014.81	33%

STLDO010	BOLT COVER, 27' ALUMINUM POLE BASE (FOR USE WITH POLAL002 AND POLAL003)	EA	20	Wesco	13.33	\$266.67	182558	5/31/2019 9:28	8.91	40%
STPST004	STRAP, STEEL CONDUIT, SIZE-1-1/2" HOLES-1	EA	50	Wesco	1.83	\$91.67	220304	3/25/2024 10:43	0.7	89%
STPST005	STRAP, STEEL CONDUIT, SIZE-2", HOLES-2, **INS ITEM**	EA	100	Wesco	1.27	\$126.67	Spot Buy	6/18/2024 14:36	0.97	27%
STPST007	STRAP, STEEL CONDUIT, SIZE-3", HOLES-2	EA	100	Wesco	2.67	\$266.67	220304	3/28/2024 9:19	2.18	20%
STPST008	STRAP, STEEL CONDUIT, SIZE-4", HOLES-2,	EA	60	Wesco	3.90	\$234.00	220304	5/7/2024 20:00	2.77	34%
SWEHO020	SWITCH, HOOK, 34.5 KV, 1200 AMPS, USCO TYPE HH-6, LIVE PARTS ONLY !!! SUBSTATION	EA	12	Wesco	631.93	\$7,583.11	Spot Buy	7/14/2023 9:40	381.25	49%
TAPMU001	TAPE, MULE, 4,000 lb. TENSILE STRENGTH, 5/8" WIDTH, 1,000-FOOT REEL LENGTH, FOR PULLING INTO DUCT WITH FOOTAGE MARKERS, (STD. PKG. 1 EA.)	RL	10	Wesco	93.36	\$933.56	Spot Buy	4/29/2024 11:58	477.91	-135%
TAPWM001	TAPE, WIRE MARKER, 1" X 5" LABELS, WITH 1" X 1" WHITE WRITE ON AREA	EA	24	Wesco	33.95	\$814.80	182558	9/27/2023 19:00	23.97	34%
TBJEL181	FUSE, 10 AMP, 600 VOLT, 13/32 X 1 1/2, NON-TIME-DELAY, WITH REJECTION FEATURE, (BRANDY BRANCH & KGS C.T. MOD MS7001FA, REF. TURBINE S/N 297188 & GENERATOR S/N 337X072) AH-1	EA	10	Wesco	16.32	\$163.17	202081	11/29/2021 15:33	10.43	44%
TEECO002	TEE, COMPRESSION CONNECTOR - OPEN RUN TYPE 1590-MCM RUN, 1590-MCM TAP, ACSR	EA	3	Wesco	129.49	\$388.46	182559	5/31/2019 9:39	85.65	41%
TIECA005	TIE, CABLE, NYLON, 36" IN LENGTH MINIMUM, ONE PIECE, EXTRA HEAVY DUTY, 175 LBS. LOOP TENSILE STRENGTH, (50 EACH TIES P/BAG), TO BE USED WITH THE INSTALLATION OF TRACER WIRE ON PVC PIPE,	EA	300	Wesco	0.46	\$137.50	Spot Buy	11/15/2023 10:02	0.716	-44%
VLPNR010	VALVE, CONTROL, AIR VALVE PILOT SECTION AND KIT, 125 VDC FOR I-T-E OIL CIRCUIT BREAKER TYPE 69KSB5000-20B, S/N 41-20794-101, I.B. 051L015-20, PG.8, FIG.1, REF.22***ITEM MUST BE SHIPPED AS A COMPLETE SET***	EA	2	Wesco	2,136.00	\$4,272.00	Spot Buy	2/3/2024 6:26	2395	-11%
WIDCN073	CONNECTOR, SPLIT-BOLT, #2 SOLID OR #6 TO #3 STRANDED WIRE,	EA	10	Wesco	3.58	\$35.83	202081	11/29/2021 15:33	9.1	-87%
WIDGR020	GRIP, CORD, .187-.312" HOLE, SMALL THREADED END, 1/2" HUB,	EA	24	Wesco	6.65	\$159.60	202079	2/4/2022 9:45	5.684	16%
WIDGR021	GRIP, CORD, .312-.437" HOLE, SMALL THREADED END, 1/2" HUB,	EA	10	Wesco	6.65	\$66.50	202079	2/4/2022 9:45	5.684	16%
WIDGR027	GRIP, CORD, .625-.750" HOLE, MEDIUM THREADED END, 3/4" HUB	EA	10	Wesco	7.42	\$74.17	202079	2/4/2022 9:45	6.342	16%
WIDGR031	GRIP, CORD, .875-1.00" HOLE, EXTRA LARGE THREADED END, 1 1/4" HUB,	EA	4	Wesco	27.18	\$108.73	Spot Buy	6/1/2023 13:26	35.42	-26%
WIDGR032	GRIP, CORD, .375-.500" HOLE, SMALL THREADED END, 1/2" HUB	EA	5	Wesco	6.65	\$33.25	Spot Buy	5/15/2024 13:35	7.92	-17%
WIDLG002	LUG, TERMINAL, SPADE, #14 TO #16 WIRE, #10 STUD, BLUE VINYL INSULATED	EA	100	Wesco	0.60	\$60.30	200160	9/28/2021 13:59	0.0653	161%
WIDLG026	LUG, #2 TO #8 WIRE, SINGLE-BARREL TERMINAL,	EA	12	Wesco	2.31	\$27.71	182558	5/31/2019 9:28	1.19	64%
WIDPG012	PLUG, MALE, 15 AMP, 125V, SAF-T-GRIP CORD CLAMP; IMPACT, CRUSHING, ABRASION RESISTANT. PASSES UL WATER RESISTANCE TEST (USED WITH FEMALE CONN. 52079 STD. PKG QUAN. OF 6 EA PER PAK)	EA	12	Wesco	64.63	\$775.56	200160	7/18/2023 9:44	17.43	115%
WIDRP005	CONNECTOR, FEMALE, 15 AMP, 125 V, SAF-T-GRIP CORD CLAMP; IMPACT CRUSHING & ABRASION RESISTANT. PASSES UL WATER RESISTANCE TEST (USED WITH MALE PLUG #52076) STD. PKG. QUAN OF 6 EA PER PAK,	EA	12	Wesco	86.50	\$1,038.00	200160	7/26/2023 12:47	21.02	122%
WIDRP041	RECEPTACLE, FEMALE, 3-WIRE, 4-POLE, STYLE 2, 600 VAC, 250 VDC, 60 AMP	EA	4	Wesco	259.72	\$1,038.89	Spot Buy	11/29/2023 8:59	437.48	-51%
WIDTI001	TIE, CABLE, 11" LONG, BLACK, MAX WIRE BUNDLE SIZE 3"	EA	600	Wesco	0.47	\$282.30	182558	2/8/2024 20:00	0.09	136%
WIDTI003	TIE, CABLE, 7" LONG, BLACK, BARLOK,	EA	300	Wesco	0.27	\$80.05	219911	3/19/2024 10:49	0.05	137%
WIDTI004	TIE, CABLE, 5.5" LONG, NATURAL, MAX WIRE BUNDLE SIZE 1-1/2",	EA	300	Wesco	0.17	\$50.15	182558	6/23/2022 20:00	0.13	25%
WIDTI005	TIE, CABLE, 8" LONG, NATURAL, MAX WIRE BUNDLE SIZE 2",	EA	600	Wesco	0.25	\$151.70	182558	10/4/2021 21:04	0.04	145%
WIDTL020	TERMINAL, VINYL INSULATED RING, #12-10 WIRE, 1/4" SCREW, PACKAGE OF 50 EA	EA	100	Wesco	1.20	\$119.95	182558	5/31/2019 9:28	0.41	98%
WIDTL055	TERMINAL, TRI-STUD RING, NYLON INSULATED FOR 12-10 WIRE, 6-8-10 SCREW HOLE, BRAZED SEAM, 32 AMP, 65 PSI PULLOUT RESISTANCE	EA	100	Wesco	2.52	\$251.60	200160	11/18/2022 6:28	0.1941	171%
WIDTL061	TERMINAL, SAF-T-SPADE FORK, NYLON INSUL-ATED, FOR 12-10 WIRE, #10 BOLT SLOT 32 AMP, HEAT TEMPERED LOCKING TABS	EA	200	Wesco	3.11	\$622.93	200160	12/24/2021 10:58	0.23	172%
WIDTL062	TERMINAL, SAF-T-SPADE FORK, NYLON INSUL-ATED, FOR 12-10 WIRE, #8 BOLT SLOT 32 AMP, HEAT TEMPERED LOCKING TABS	EA	200	Wesco	3.11	\$621.33	200160	9/28/2021 13:59	0.22	174%
WIDTL063	TERMINAL, SAF-T-SPADE FORK, NYLON INSUL-ATED, FOR 16-14 WIRE, 1/4" BOLT SLOT 32 AMP, HEAT TEMPERED LOCKING TABS	EA	300	Wesco	1.70	\$511.30	200160	9/22/2021 14:51	0.1539	167%
WIDTL064	TERMINAL, SAF-T-SPADE FORK, NYLON INSUL-ATED, FOR 16-14 WIRE, #10 BOLT SLOT, 32 AMP, HEAT TEMPERED LOCKING TABS	EA	200	Wesco	2.19	\$437.87	200160	9/28/2021 13:59	0.1535	174%
WIDTL065	TERMINAL, SAF-T-SPADE FORK, NYLON INSUL-ATED, FOR 16-14 WIRE, #8 BOLT SLOT, 32 AMP, HEAT TEMPERED LOCKING TABS	EA	300	Wesco	2.54	\$761.70	Spot Buy	3/14/2024 12:08	1.5	51%
WIDTL066	TERMINAL, SAF-T-SPADE FORK, NYLON INSUL-ATED, FOR 16-14 WIRE, #6 BOLT SLOT, 32 AMP, HEAT TEMPERED LOCKING TABS ROTANIUM P/N 36537	EA	200	Wesco	2.78	\$555.77	200160	10/21/2023 20:00	0.2045	173%
WIDTL067	TERMINAL, SAF-T-SPADE FORK, NYLON INSUL-ATED, FOR 22-18 WIRE, #10 BOLT SLOT, 32 AMP, HEAT TEMPERED LOCKING TABS	EA	200	Wesco	2.19	\$437.90	200160	10/14/2022 7:36	0.17	171%
WIDTL068	TERMINAL, SAF-T-SPADE FORK, NYLON INSUL-ATED, FOR 22-18 WIRE, #8 BOLT SLOT, 32 AMP, HEAT TEMPERED LOCKING TABS, ROTANIUM	EA	200	Wesco	2.19	\$437.90	200160	6/9/2023 20:07	0.1573	173%

WIDTL069	TERMINAL, SAF-T-SPADE FORK, NYLON INSULATED, FOR 22-18 WIRE, #6 BOLT SLOT, 32 AMP, HEAT TEMPERED LOCKING TABS ROTANIUM P/N 36298	EA	300	Wesco	1.75	\$525.60	200160	10/25/2023 16:48	0.1864	162%
WIDTL076	BUTT, TERMINAL, 12-10 WIRE, NYLON INSULATED	EA	200	Wesco	3.93	\$785.33	200160	7/11/2023 9:14	0.36	166%
WIDTL078	BUTT, TERMINAL, 16-14 WIRE, NYLON INSULATED	EA	300	Wesco	3.63	\$1,089.00	200160	8/10/2023 13:14	0.53	149%
WIDTL082	BUTT, TERMINAL, 22-18 WIRE, NYLON INSULATED ROTANIUM P/N 54572	EA	200	Wesco	3.64	\$727.87	200160	7/11/2023 9:14	0.29	170%
WIDTL123	QUICK SLIDE, TERMINAL, 20-18 WIRE, 1/4" BLADE, FEMALE, NYLON-INSULATED ROTANIUM P/N 34767	EA	200	Wesco	2.27	\$453.43	200160	5/9/2022 15:14	0.22	165%
WIDTL127	QUICK SLIDE, TERMINAL, 20-18 WIRE, 1/4" BLADE, MALE, NYLON-INSULATED ROTANIUM P/N 34641	EA	100	Wesco	3.10	\$309.80	200160	9/28/2021 13:59	0.2	176%
WIDTL182	RING, TERMINAL, 12-10 WIRE, NYLON INSULATED, 1/4" STUD ROTANIUM P/N 38903	EA	200	Wesco	2.38	\$475.20	200160	9/28/2021 13:59	0.1762	172%
WIDTL186	RING, TERMINAL, 12-10 WIRE, NYLON INSULATED, 8-10 STUD	EA	400	Wesco	2.70	\$1,079.27	200160	4/19/2024 8:35	0.1761	175%
WIDTL190	RING, TERMINAL, 16-14 WIRE, NYLON INSULATED, 8-10 STUD	EA	200	Wesco	1.75	\$350.43	200160	12/24/2021 10:58	0.1185	175%
WIDTL222	DISCONNECT, FEMALE, NON-INSULATED, #22 TO #18 WIRE, 90 DEG., ROTANIUM P/N 54494	EA	100	Wesco	4.22	\$422.45	200160	6/23/2022 20:00	0.33	171%
WIDTR021	TY-RAP, WHITE, 1/16"-5/8" DIA X .091" W BODY X 3.62" LG, 18# TENSILE STRENGTH	EA	600	Wesco	0.15	\$90.20	194859	10/16/2023 19:00	0.2	-28%
WIDTR022	TY-RAP, WHITE, 3/16"-3 1/2" DIA X .301" W BODY X 13.88" LG, 120# TENSILE STRENGTH	EA	200	Wesco	0.87	\$174.40	194859	1/5/2024 20:01	1	-14%
WIDTR023	TY-RAP, WHITE, 1/16"-4" DIA X .184" W BODY X 14.19" LG, 50# TENSILE STRENGTH	EA	300	Wesco	0.40	\$121.35	Spot Buy	6/18/2024 14:53	0.6	-39%
WIDTR024	TY-RAP, 14" LG, FOR 4" MAX BUNDLE DIA., 18# TENSILE STRENGTH, PKG. OF 100,	EA	900	Wesco	0.30	\$271.50	182558	2/18/2022 20:00	0.12	86%
WIDTR025	TY-RAP, 7.81"L, FOR 1 3/4" MAX BUNDLE DIA., 18# TENSILE STRENGTH, PKG. OF 100,	EA	500	Wesco	0.37	\$183.00	Spot Buy	4/10/2024 9:44	0.52	-35%
WIDTR026	TY-RAP, 14 3/16"L, FOR 3" MAX BUNDLE DIA., 40# TENSILE STRENGTH, PKG. OF 100,	EA	300	Wesco	0.52	\$156.35	Spot Buy	6/4/2019 9:25	0.28	60%
WIDTR027	TY-RAP, 7.31"L, FOR 1 3/4" MAX BUNDLE DIA., 50# TENSILE STRENGTH, PKG. OF 100,	EA	500	Wesco	0.23	\$113.33	194859	10/16/2023 19:00	0.32	-34%
WIDTR028	TY-RAP, 30"L, FOR 9" MAX BUNDLE DIA., 120# TENSILE STRENGTH, PKG. OF 50	EA	300	Wesco	1.38	\$415.40	Spot Buy	6/25/2024 16:31	2.48	-57%
WIDTR030	TY-RAP, 7" LENGTH, 18 LB TENSILE STRENGTH, PKG. OF 100,	EA	1000	Wesco	0.23	\$233.67	220304	3/25/2024 10:43	0.18	26%
WIDTR032	TY-RAP, 5.5" - 6.1" LONG, NYLON - WEATHERABLE	EA	400	Wesco	0.21	\$82.20	182558	12/17/2021 1:30	0.09	78%
XFRPR001	ALARM SWITCH ASSEMBLY FOR SERIES 208 QUALITROL PRESSURE RELIEF DEVICE, 3-PIN, IB QT4-208	EA	2	Wesco	408.01	\$816.02	182558	8/23/2022 21:44	237.48	53%
XFRPR004	PRESSURE RELIEF DEVICE, 10 PSI, WITH CONTACT SWITCH & CABLE, QUALITROL SERIES 208, MODEL 208-60F	EA	1	Wesco	1,648.30	\$1,648.30	220317	3/26/2024 9:01	1733.58	-5%

Average % difference 27%

NOTE: 142 out of 366 are SB or new items

Award #4 Supporting Documents 10/03/24

From: Rix, Lynn W.
Sent: Wednesday, September 18, 2024 1:26 PM
To: Rix, Lynn W.
Subject: Intent to Award for 1411722446 IFB Miscellaneous Electric Items for JEA Inventory FY24 – 29

From: Rix, Lynn W. <rixlw@jea.com>
Sent: Monday, August 12, 2024 4:35 PM
To: Hercules Industries Sales <sales@herculock.com>; colin.gerber@pmw.ch; info@edc3global.com; Carrie Campbell <carrie.campbell@gresco.com>; Dave Aronowitz <Dave.Aronowitz@rsgroup.com>; EWOLDT Erich <ewoldt@irby.com>; ddampier@tsup.com; renee.lackey@wescodist.com
Cc: McCollum, Jennifer G. (Jenny) <gleejs@jea.com>; Pleasants, Lisa L <pleall@jea.com>; Pearson, Kenny R <pearkr@jea.com>; Vicknair, Terry M. <vicktm@jea.com>; Keeler, Jessica C <goodjc@jea.com>
Subject: [EXT]Intent to Award for 1411722446 IFB Miscellaneous Electric Items for JEA Inventory FY24 – 29

Good afternoon:

This communication is to inform you of JEA's intent to award for 1411722446 IFB Miscellaneous Electric Items for JEA Inventory FY24 – 29 contingent upon successful contract execution, and Awards Committee Approval.

JEA has reviewed all the submittals and has determined that Gresco Supply Inc., Hercules Industries, Inc., Stuart C. Irby Company, LLC, Pfiffner Instrument Transformers, Ltd., RS Americas, Inc., Tri-State Utility Products, Inc., Wesco Distribution, Inc., are the Responsive and Responsible Respondents whose Responses meets or exceeds the Minimum Qualifications set forth in this Solicitation, and are the lowest cost Respondents. If you have any questions concerning this, you must refer to the JEA Procurement Code, Article 4, Administrative Remedies located on <http://JEa.com>. JEA's Chief Procurement Officer is Jenny McCollum at Gleejs@jea.com. JEA appreciates your participation and looks forward to future opportunities to work with your company.

Name	Low Priced Items	Awarded Amount
GRESKO SUPPLY INC	27	\$83,627.16
HERCULES INDUSTRIES INC	4	\$399,897.68
STUART C. IRBY COMPANY, LLC	40	\$615,830.30
PFIFFNER INSTRUMENT TRANSFOMERS, LTD	7	\$201,300.00
RS AMERICAS INC	103	\$78,890.03
TRI-STATE UTILITY PRODUCTS INC	30	\$83,275.50
WESCO DISTRIBUTION INC	155	\$954,059.04
TOTALS	366	\$2,416,879.71

Lynn Rix
Purchasing Agent Senior



Formal Bid and Award System

Award #4 March 17, 2022

Type of Award Request: SINGLE SOURCE
Requestor Name: Owens, Katura E. - Mgr Technology Project Mgmt
Requestor Phone: 904-665-4215
Project Title: Oracle Migration of EBS and ISG application from Exa Platform to new Oracle IaaS OCI Cloud Solution
Project Number: 8007812
Project Location: Capital
Budget Estimate: \$681,372.00

Scope of Work:

JEA needs to migrate the ebusiness suite (EBS) and Integrated SOA Gateway (ISG) application from Exa platform to Oracle Cloud Infrastructure (OCI) Infrastructure as a Service (IaaS) to comply with regulatory compliance. JEA's existing Exadata and Exalogic environment includes hardware and software for QA/test, production, and disaster recovery environments. This infrastructure houses Oracle EBS. This purchase is for the new annual Oracle IaaS cloud solution annual subscription.

JEA IFB/RFP/State/City/GSA#: US-OMA-271987 (JEA & Oracle master agreement)

Purchasing Agent: Woyak, Nathan J

Is this a Ratification?: NO

RECOMMENDED AWARDEE(S):

Name	Contact Name	Email	Address	Phone	Amount
ORACLE AMERICA, INC.	Zach Bender	zach.bender@oracle.com	500 Oracle Parkway Redwood Shores, CA 94065	(630)390-8155	\$681,372.00

Amount for entire term of Contract/PO: \$681,372.00

Award Amount for remainder of this FY: \$300,000.00

Length of Contract/PO Term: One (1) Year w/ Two - 1 Yr. Renewals

Begin Date (mm/dd/yyyy): 03/21/2022

End Date (mm/dd/yyyy): 03/20/2023

Renewal Options: Two- 1 Yr. Renewals

JSEB Requirement: No JSEB opportunities are available

Background/Recommendations:

JEA originally awarded the Oracle engineered hardware and software for Oracle Exadata and Exalogic Hardware for support of Oracle applications in 2015 on a proprietary basis. Oracle Exadata and Exalogic have since become a JEA standard. This request was approved at JEA ERP steering committee in January of 2022. The previous awards and single source form are attached as backup.

This request is for \$681,372.00 for the first year of annual allocated universal credits from 03/21/2022 to 03/20/2023 for Oracle migration of EBS and ISG applications from the Oracle Exa Platform to new Oracle IaaS OCI cloud solution. These universal credits and this purchase is primarily for JEA data compute and storage usage. The order document and bill of materials includes all the specific products and services being purchased and are attached as backup. This request does not include the third party

Award #5 Supporting Documents 10/03/24

implementation or post implementation services which will be awarded separately within the next month and will include the below project objectives for reference.

- Modernize the current JEA EBS platform to maintain Oracle support
- Move EBS and ISG applications to OCI
- Upgrade database from 12c to 19c as part of this migration – required due to the upcoming 7/31/22 desupport date of the current 12c database
- Virtualized instances for deployment application & Database tier
- Partner will drive effort and execution with minimal input from JEA infrastructure team.
- EBS upgrade not in scope

This award is only for one year using Oracle’s funded allocation model as opposed to a multiyear annual flex model. The Oracle funded allocation pricing model allows JEA more flexibility in the first year of implementation and is the preferred method by JEA for the following reasons:


1. JEA can “ramp up” to the costs associated in the bill of materials. (i.e. JEA will only be responsible for what is utilized as the implementation progressed/completed in the first 12 months).
2. JEA has no liability or requirement to spend the total \$681,372.00 in allocated universal credits over the 12-month period. If the project is delayed or resources are underutilized in any way, for any reason, JEA will only be required to pay for the cloud credits that are utilized during the 12-month period.
3. After the initial 12-month period (implementation would be complete), JEA would potentially switch to an annual flex contract to lock in pricing for a longer period of time.

The downside to the funded allocation model is that it’s only offered in an annual contract. Many of Oracle’s clients begin their projects with funded allocation and then transition to the annual flex model in the second year after their project goes “live.” The annual flex model allows for multi-year contracts with price-caps but requires the client to pay for the entire footprint of the project over the course of the contract, regardless of usage. The funded allocation model includes 10% rate card wide discounts, across all Cloud Services. Additionally, Oracle has offered 25% “Support Rewards” in which 25% of the Cloud usage cost will come back as a credit on JEA’s ongoing Technology Support bill. Oracle offers rate card discounts based on the annual commitment level of each customer. In comparison, the most frequently leveraged, competitively bid master agreement in Florida is the OMNIA/US Communities contract. Despite being competitively bid, and offering sizable discounts for many of Oracle’s products/services, Cloud PaaS and IaaS such as this agreement are negotiated at a 0% discount rate. The 10% discount that Oracle is providing direct to JEA is well over this competitively bid contract, and the additional 25% support rewards strengthen the financial proposal significantly.

Request approval for a one (1) year single source award to Oracle America, Inc. for the first year annual subscription for Oracle migration of EBS and ISG applications from the Exa Platform to new Oracle IaaS OCI cloud solution in the amount of \$681,372.00, subject to the availability of lawfully appropriated funds.

Director: Edgar, Cindy L. - Dir Eng Systems & PMO
VP: Datz, Stephen H. - VP Technical Services
Chief: Krol, Bradley D. - Chief Information Officer

APPROVALS:

 3/17/22

Chairman, Awards Committee

Date

Award #5 Supporting Documents 10/03/24

Laure A Whitmer 3/17/22

Budget Representative

Date



ORDERING DOCUMENT

Oracle America, Inc.
 500 Oracle Parkway
 Redwood Shores, CA
 94065

Name	JEA	Contact	Katura Owens
Address	21 W. Church Street Jacksonville, FL 32221 JACKSONVILLE FL 32202	Phone Number	+1 (904) 665-4215
		Email Address	acctpaycustsrv@jea.com

New Subscription

Service Period: 12 months					
Cloud Services	Data Center Region	Period	Quantity	Term	Funded Allocation Value
B88206 - Oracle PaaS and IaaS Universal Credits	Customer Selected	Annual	681372	12 mo	681,372.00
Subtotal					681,372.00

Fee Description	Net Fee
Cloud Services Fees	681,372.00
Net Fees	0.00
Total Fees	0.00

Award #5 Supporting Documents 10/03/24
Rate Card Pricing for IaaS/PaaS Public Cloud Services

B88206 - Oracle PaaS and IaaS Universal Credits

Cloud Service Category Discounts

Cloud Service Category	Discount %
Application Development Cloud Service	10
Management Cloud Service	10
Security and Identity Management Cloud Service	10
Content Management Cloud Service	10
Data Integration Cloud Service	10
Compute Cloud Service	10
Storage Cloud Service	10
Network Cloud Service	10
Analytics Cloud Service	10
Big Data Cloud Service	10
Enterprise Integration Cloud Service	10
Data Management Cloud Service	10
Not Discount Eligible	0.0

Usage Item Description	Metric	Unit Net Price	Overage Net Unit Price
Application Development Cloud Service			
B88287 - Oracle Java Cloud Service-Enterprise	OCPU Per Hour	0.2787	0.2787
B88288 - Oracle Java Cloud Service-Standard	OCPU Per Hour	0.2787	0.2787
B88289 - Oracle Java Cloud Service-High Performance	OCPU Per Hour	0.6968	0.6968
B88399 - Oracle Java Cloud Service-Enterprise-BYOL	OCPU Per Hour	0.1742	0.1742
B88400 - Oracle Java Cloud Service-High Performance-BYOL	OCPU Per Hour	0.1742	0.1742
B88844 - Oracle Java Cloud Service-Standard-BYOL	OCPU Per Hour	0.1742	0.1742
B89646 - Oracle Visual Builder	OCPU Per Hour	1.1128	1.1128
B90203 - Oracle Visual Builder Studio-Additional Storage	Gigabyte Storage Capacity Per Month	1.44	1.44
B90260 - Oracle Digital Assistant Cloud Service	Request	0.0209	0.0209
B90304 - Oracle Mobile Hub Cloud Service	Request	0.0025	0.0025
B91346 - Oracle WebLogic Server Enterprise Edition for Oracle Cloud Infrastructure	OCPU Per Hour	0.2323	0.2323
B91347 - Oracle WebLogic Suite for Oracle Cloud Infrastructure			

Award #5 Supporting Documents 10/03/24

Usage Item Description	Metric	Unit Net Price	Average Net Unit Price
B92302 - Oracle Cloud Infrastructure-Blockchain Platform Cloud Service-Standard	OCPU Per Hour	0.6504	0.6504
B92303 - Oracle Cloud Infrastructure-Blockchain Platform Cloud Service-Enterprise	OCPU Per Hour	0.1935	0.1935
B92304 - Oracle Cloud Infrastructure-Blockchain Platform Cloud Service-Storage	OCPU Per Hour	0.3871	0.3871
B92305 - Oracle Cloud Infrastructure-Blockchain Platform Cloud Service-Enterprise-BYOL	Terabyte Storage Capacity Per Month	63.36	63.36
B92913 - Oracle WebLogic Server Enterprise Edition for Oracle Cloud Infrastructure Container Engine for Kubernetes	OCPU Per Hour	0.2903	0.2903
B92914 - Oracle WebLogic Server Suite for Oracle Cloud Infrastructure Container Engine for Kubernetes	OCPU Per Hour	0.2323	0.2323
	OCPU Per Hour	0.6504	0.6504
Management Cloud Service			
B89161 - Oracle Management Cloud-Standard Edition	100 Entities Per Hour	0.6049	0.6049
B89162 - Oracle Management Cloud-Enterprise Edition	100 Entities Per Hour	1.2097	1.2097
B89163 - Oracle Management Cloud-Log Analytics Edition	300 Gigabytes Per Hour	0.2903	0.2903
B92809 - Oracle Cloud Infrastructure Logging Analytics-Archival Storage	Logging Analytics Storage Unit Per Hour	0.018	0.018
B92888 - Oracle Cloud Infrastructure Operations Insights for Oracle Autonomous Databases	OCPU Per Hour	0.00	0.00
B92890 - Oracle Cloud Infrastructure Operations Insights for External Oracle Databases and Host	Host CPU Core Per Hour	0.0135	0.0135
B92939 - Oracle Cloud Infrastructure Logging Analytics-Active Storage	Logging Analytics Storage Unit Per Hour	0.45	0.45
B92940 - Oracle Cloud Infrastructure Application Performance Monitoring Service-Tracing Data-Free	1,000 Events Per Hour	0.00	0.00
B92941 - Oracle Cloud Infrastructure Application Performance Monitoring Service-Tracing Data	100,000 Events Per Hour	0.585	0.585

Award #5 Supporting Documents 10/03/24

Usage Item Description	Metric	Unit Net Price	Overage Net Unit Price
B92942 - Oracle Cloud Infrastructure Application Performance Monitoring Service-Synthetic Usage	10 Monitor Runs Per Hour	0.018	0.018
B93082 - Oracle Cloud Infrastructure-Database Management-External DB BYOL	Host CPU Core Per Hour	0.018	0.018
B93083 - Oracle Cloud Infrastructure-Database Management-External DB	Host CPU Core Per Hour	0.036	0.036
B93426 - Oracle Cloud Infrastructure-Database Management-Cloud Databases	OCPU Per Hour	0.036	0.036
B93705 - Oracle Cloud Infrastructure Operations Insights for Warehouse-Extract	Gigabyte Per Month	1.8	1.8
B93706 - Oracle Cloud Infrastructure Operations Insights for Warehouse-Instance	OCPU Per Hour	0.4839	0.4839
Security and Identity Management Cloud Service			
B90328 - Oracle Cloud Infrastructure-Key Management	Virtual Private Vault Per Hour	3.3516	3.3516
B90555 - Oracle Identity Cloud Service-Enterprise User	User Per Month	2.88	2.88
B90556 - Oracle Identity Cloud Service-Consumer User	User Per Month	0.0144	0.0144
B90557 - Oracle Identity Cloud Service-Enterprise User-BYOL	User Per Month	0.72	0.72
B90558 - Oracle Identity Cloud Service-Consumer User-BYOL	User Per Month	0.0036	0.0036
B90936 - Oracle Identity Foundation Cloud Service	Each	0.00	0.00
B92092 - Oracle Cloud Infrastructure-KMS Vault-Key Versions	Key Version per Month 0 - 20	0.00	0.00
	Key Version per Month 20 - 999999999	0.4801	0.4801
B93493 - Oracle Cloud Infrastructure Identity and Access Management-External User	User Per Month	0.0144	0.0144
B93494 - Oracle Cloud Infrastructure Identity and Access Management-Oracle Apps Premium	User Per Month	0.225	0.225
B93495 - Oracle Cloud Infrastructure Identity and Access Management-Premium	User Per Month	2.88	2.88

Award #5 Supporting Documents 10/03/24

Usage Item Description	Metric	Unit Net Price	Overage Net Unit Price
B93496 - Oracle Cloud Infrastructure Identity and Access Management-SMS	1 SMS Message Sent 0 - 1000	0.00	0.00
	1 SMS Message Sent 1000 - 9999999999999999	0.027	0.027
B93497 - Oracle Cloud Infrastructure Identity and Access Management-Token	Token 0 - 10000	0.00	0.00
	Token 10000 - 9999999999999999	0.0036	0.0036
B93498 - Oracle Cloud Infrastructure Identity and Access Management-Replication	User Per Month	0.0036	0.0036
B94173 - Oracle Threat Intelligence Service	API Calls.	0.00	0.00
B94277 - Oracle Cloud Infrastructure-Web Application Firewall-Requests	1,000,000 Incoming Requests Per Month 0 - 10	0.00	0.00
	1,000,000 Incoming Requests Per Month 10 - 9999999999999999	0.54	0.54
B94579 - Oracle Cloud Infrastructure-Web Application Firewall-Instance	Instance Per Month 0 - 1	0.00	0.00
	Instance Per Month 1 - 9999999999999999	4.5	4.5
Content Management Cloud Service			
B88298 - Oracle WebCenter Portal Cloud Service	OCPU Per Hour	0.6968	0.6968
B88405 - Oracle WebCenter Portal Cloud Service-BYOL	OCPU Per Hour	0.1742	0.1742
B89969 - Oracle Content and Experience Cloud Service-Standard	Active User Per Hour	0.135	0.135
B89970 - Oracle Content and Experience Cloud Service-Enterprise	Active User Per Hour	0.405	0.405
B89971 - Oracle Content and Experience Cloud Service-Visitor	Active User Per Hour	0.0091	0.0091
B91210 - Oracle Content Management	5,000 Assets Per Month 0 - 1	95.994	95.994
	5,000 Assets Per Month 1 - 10	432.00	432.00
	5,000 Assets Per Month 10 - 200	216.00	216.00

Award #5 Supporting Documents 10/03/24

Usage Item Description	Metric	Unit Net Price	Overage Net Unit Price
	5,000 Assets Per Month 200 - 10000	108.00	108.00
	5,000 Assets Per Month 10000 - 99999999	12.96	12.96
B91211 - Oracle Content Management-Outbound Data Transfer	Gigabyte Outbound Data Transfer Per Month	0.036	0.036
B92217 - Oracle Content Management-Advanced Video Management	250 Video Assets Per Month	216.00	216.00
B92637 - Oracle Content Management-BYOL	5000 Assets Per Month 0 - 10	108.00	108.00
	5000 Assets Per Month 10 - 200	54.00	54.00
	5000 Assets Per Month 200 - 10000	27.00	27.00
	5000 Assets Per Month 10000 - 99999999	3.24	3.24
B93411 - Oracle Content Management-Starter Edition	5000 Assets Per Month 0 - 1	0.00	0.00
	5000 Assets Per Month 1 - 3	67.5	67.5
	5000 Assets Per Month 3 - 999999999999999	360.00	360.00
Data Integration Cloud Service			
B88299 - Oracle Data Integrator Cloud Service	OCPU Per Hour	0.6968	0.6968
B88310 - Oracle GoldenGate Cloud Service-Enterprise	OCPU Per Hour	0.6968	0.6968
B88398 - Oracle GoldenGate Cloud Service-Enterprise-BYOL	OCPU Per Hour	0.1742	0.1742
B88406 - Oracle Data Integrator Cloud Service-BYOL	OCPU Per Hour	0.1742	0.1742
B92598 - Oracle Cloud Infrastructure-Data Integration-Workspace	Workspace Usage per Hour	0.144	0.144
B92599 - Oracle Cloud Infrastructure-Data Integration	Gigabyte of Data Processed per Hour	0.036	0.036
B92695 - Oracle Stream Analytics for Oracle Cloud Infrastructure	OCPU Per Hour	0.8548	0.8548
B92992 - Oracle Cloud Infrastructure-GoldenGate			

Award #5 Supporting Documents 10/03/24

Usage Item Description	Metric	Unit Net Price	Overage Net Unit Price
B92993 - Oracle Cloud Infrastructure-GoldenGate-BYOL	OCPU Per Hour	1.2097	1.2097
B93306 - Oracle Cloud Infrastructure-Data Integration-Pipeline Operator Execution	OCPU Per Hour	0.2903	0.2903
	Execution Hour 0 - 30	0.00	0.00
	Execution Hour 30 - 999999999999999	0.27	0.27
Compute Cloud Service			
B88315 - Oracle Cloud Infrastructure-Compute-Bare Metal Standard-X5	OCPU Per Hour	0.0574	0.0574
B88317 - Oracle Cloud Infrastructure-Compute-Virtual Machine Standard-X5	OCPU Per Hour	0.0574	0.0574
B88513 - Oracle Cloud Infrastructure-Compute-Bare Metal Standard-X7	OCPU Per Hour	0.0574	0.0574
B88514 - Oracle Cloud Infrastructure-Compute-Virtual Machine Standard-X7	OCPU Per Hour	0.0574	0.0574
B88515 - Oracle Cloud Infrastructure-Compute-Bare Metal Dense I/O-X7	OCPU Per Hour	0.1148	0.1148
B88516 - Oracle Cloud Infrastructure-Compute-Virtual Machine Dense I/O-X7	OCPU Per Hour	0.1148	0.1148
B88517 - Oracle Cloud Infrastructure-Compute-Bare Metal GPU Standard-X7	GPU Per Hour	1.1475	1.1475
B88518 - Oracle Cloud Infrastructure-Compute-Virtual Machine GPU Standard-X7	GPU Per Hour	1.1475	1.1475
B89734 - Oracle Cloud Infrastructure-Compute-GPU Standard-V2	GPU Per Hour	2.655	2.655
B90398 - Oracle Cloud Infrastructure-Compute-HPC-X7	OCPU Per Hour	0.0675	0.0675
B90425 - Oracle Cloud Infrastructure-Compute-Standard-E2	OCPU Per Hour	0.027	0.027
B90617 - Oracle Functions-Execution Time-10,000 Gigabyte Memory	Seconds 0 - 40	0.00	0.00
	Seconds 40 - 999999999	0.1275	0.1275
B90618 - Oracle Functions-Invocations	1,000,000 Function Invocations 0 - 2	0.00	0.00
	1,000,000 Function Invocations 2 - 999999999	0.18	0.18

Award #5 Supporting Documents 10/03/24

Usage Item Description	Metric	Unit Net Price	Overage Net Unit Price
B91119 - Oracle Cloud Infrastructure-Compute-Bare Metal Standard-B1	OCPU Per Hour	0.0574	0.0574
B91120 - Oracle Cloud Infrastructure-Compute-Virtual Machine Standard-B1	OCPU Per Hour	0.0574	0.0574
B91372 - Oracle Cloud Infrastructure-Compute-Microsoft SQL Enterprise	OCPU Per Hour	1.323	1.323
B91373 - Oracle Cloud Infrastructure-Compute-Microsoft SQL Standard	OCPU Per Hour	0.333	0.333
B91444 - Oracle Cloud Infrastructure-Compute-Virtual Machine Standard-E2 Micro-Free	OCPU Per Hour	0.00	0.00
B92072 - Oracle Cloud Infrastructure-API Gateway-1,000,000 API Calls	1,000,000 API Calls Per Month	2.7	2.7
B92306 - Oracle Cloud Infrastructure-Compute-Standard-E3-OCPU	OCPU Per Hour	0.0225	0.0225
B92307 - Oracle Cloud Infrastructure-Compute-Standard-E3-Memory	Gigabyte Per Hour	0.0014	0.0014
B92740 - Oracle Cloud Infrastructure-Compute-GPU-E3	GPU Per Hour	2.745	2.745
B93113 - Oracle Cloud Infrastructure-Compute-Standard-E4	OCPU Per Hour	0.0225	0.0225
B93114 - Oracle Cloud Infrastructure-Compute-Standard-E4-Memory	Gigabyte Per Hour	0.0014	0.0014
B93297 - Oracle Cloud Infrastructure-Compute-Standard-A1	OCPU Per Hour 0 - 3000	0.00	0.00
	OCPU Per Hour 3000 - 9999999999999999	0.009	0.009
B93298 - Oracle Cloud Infrastructure-Compute-Standard-A1-Memory	Gigabyte Per Hour 0 - 18000	0.00	0.00
	Gigabyte Per Hour 18000 - 9999999999999999	0.0014	0.0014
B93311 - Oracle Cloud Infrastructure-Compute-Optimized-X9	OCPU Per Hour	0.0486	0.0486
B93312 - Oracle Cloud Infrastructure-Compute-Optimized-X9-Memory	Gigabyte Per Hour	0.0014	0.0014
B94176 - Oracle Cloud Infrastructure-Compute-Standard-X9	OCPU Per Hour	0.036	0.036

Award #5 Supporting Documents 10/03/24

Usage Item Description	Metric	Unit Net Price	Overage Net Unit Price
B94177 - Oracle Cloud Infrastructure-Compute-Standard-X9-Memory	Gigabyte Per Hour	0.0014	0.0014
Storage Cloud Service			
B89057 - Oracle Cloud Infrastructure-File Storage	Gigabyte Storage Capacity per Month	0.27	0.27
B90938 - Oracle Cloud Infrastructure-Streaming-PUT or GET	Gigabytes of Data Transferred	0.0225	0.0225
B90939 - Oracle Cloud Infrastructure-Streaming-Storage	Gigabyte Per Hour	0.0002	0.0002
B91445 - Oracle Cloud Infrastructure-Block Volume-Free	Gigabyte Storage Capacity per Month	0.00	0.00
B91627 - Oracle Cloud Infrastructure-Object Storage-Requests	10,000 Requests per Month 0 - 5	0.00	0.00
	10,000 Requests per Month 5 - 999999999	0.0031	0.0031
B91628 - Oracle Cloud Infrastructure-Object Storage-Storage	Gigabyte Storage Capacity per Month 0 - 10	0.00	0.00
	Gigabyte Storage Capacity per Month 10 - 999999999	0.0229	0.0229
	Gigabyte Storage Capacity per Month 0 - 10	0.0023	0.0023
B91633 - Oracle Cloud Infrastructure-Archive Storage-Free	Gigabyte Storage Capacity per Month 0 - 10	0.00	0.00
	Gigabyte Storage Capacity per Month 10 - 999999999	0.0023	0.0023
B91961 - Oracle Cloud Infrastructure-Block Volume Storage	Gigabyte Storage Capacity Per Month	0.0229	0.0229
B91962 - Oracle Cloud Infrastructure-Block Volume Performance	Performance Units Per Gigabyte Per Month	0.0015	0.0015
B93000 - Oracle Cloud Infrastructure-Infrequent Access Storage-Storage	Gigabyte Storage Capacity Per Month 0 - 10	0.00	0.00
	Gigabyte Storage Capacity Per Month 10 - 999999999999999	0.009	0.009
	Gigabyte Storage Capacity Per Month 0 - 10	0.009	0.009

Award #5 Supporting Documents 10/03/24

Usage Item Description	Metric	Unit Net Price	Overage Net Unit Price
B93001 - Oracle Cloud Infrastructure-Data Retrieval-Storage	Gigabyte Storage Retrieved Per Month 0 - 10	0.00	0.00
	Gigabyte Storage Retrieved Per Month 10 - 9999999999999999	0.009	0.009
Network Cloud Service			
B88325 - Oracle Cloud Infrastructure-FastConnect 1 Gbps	Port Hour	0.1913	0.1913
B88326 - Oracle Cloud Infrastructure-FastConnect 10 Gbps	Port Hour	1.1475	1.1475
B88327 - Oracle Cloud Infrastructure-Outbound Data Transfer-Originating in North America, Europe, and UK	Gigabyte Outbound Data Transfer Per Month 0 - 10240	0.00	0.00
	Gigabyte Outbound Data Transfer Per Month 10240 - 9999999999999999	0.0077	0.0077
B88523 - Oracle Cloud Infrastructure-Email Delivery	1,000 Emails Sent	0.0765	0.0765
B88525 - Oracle Cloud Infrastructure-DNS	1,000,000 Queries	0.765	0.765
B90323 - Oracle Cloud Infrastructure-Health Checks-Basic	Endpoints Per Month	0.27	0.27
B90325 - Oracle Cloud Infrastructure-Health Checks-Premium	Endpoints Per Month	1.17	1.17
B90327 - Oracle Cloud Infrastructure-DNS Traffic Management	1,000,000 DNS Traffic Management Queries	3.6	3.6
B90925 - Oracle Cloud Infrastructure-Monitoring-Ingestion	Million Datapoints 0 - 500	0.00	0.00
	Million Datapoints 500 - 999999999	0.0023	0.0023
B90926 - Oracle Cloud Infrastructure-Monitoring-Retrieval	Million Datapoints 0 - 1000	0.00	0.00
	Million Datapoints 1000 - 999999999	0.0014	0.0014
B90940 - Oracle Cloud Infrastructure-Notifications-HTTPS Delivery	Million Delivery Operations 0 - 1	0.00	0.00
	Million Delivery Operations 1 - 999999999	0.54	0.54

Award #5 Supporting Documents 10/03/24

Usage Item Description	Metric	Unit Net Price	Overage Net Unit Price
B90941 - Oracle Cloud Infrastructure-Notifications-Email Delivery	1,000 Emails Sent 0 - 1	0.00	0.00
	1,000 Emails Sent 1 - 999999999	0.018	0.018
B92593 - Oracle Cloud Infrastructure-Logging-Storage	Gigabyte Log Storage Per Month 0 - 10	0.00	0.00
	Gigabyte Log Storage Per Month 10 - 999999999	0.045	0.045
B93004 - Oracle Cloud Infrastructure-Notifications-SMS Outbound to Country Zone 1	1 SMS Message Sent 0 - 100	0.00	0.00
	1 SMS Message Sent 100 - 999999999999999	0.0135	0.0135
B93005 - Oracle Cloud Infrastructure-Notifications-SMS Outbound to Country Zone 2	1 SMS Message Sent 0 - 100	0.00	0.00
	1 SMS Message Sent 100 - 999999999999999	0.0405	0.0405
B93006 - Oracle Cloud Infrastructure-Notifications-SMS Outbound to Country Zone 3	1 SMS Message Sent 0 - 100	0.00	0.00
	1 SMS Message Sent 100 - 999999999999999	0.0774	0.0774
B93007 - Oracle Cloud Infrastructure-Notifications-SMS Outbound to Country Zone 4	1 SMS Message Sent 0 - 100	0.00	0.00
	1 SMS Message Sent 100 - 999999999999999	0.108	0.108
B93008 - Oracle Cloud Infrastructure-Notifications-SMS Outbound to Country Zone 5	1 SMS Message Sent 0 - 100	0.00	0.00
	1 SMS Message Sent 100 - 999999999999999	0.216	0.216
B93030 - Oracle Cloud Infrastructure-Load Balancer Base	Load Balancer Hour 0 - 744	0.00	0.00
	Load Balancer Hour 744 - 999999999	0.0102	0.0102
B93031 - Oracle Cloud Infrastructure-Load Balancer Bandwidth			

Award #5 Supporting Documents 10/03/24

Usage Item Description	Metric	Unit Net Price	Overage Net Unit Price
	Mbps Per Hour 0 - 7440	0.00	0.00
	Mbps Per Hour 7440 - 99999999	0.0001	0.0001
B93126 - Oracle Cloud Infrastructure-FastConnect 100Gbps	Port Hour	9.675	9.675
B93455 - Oracle Cloud Infrastructure-Outbound Data Transfer-Originating in APAC, Japan, and South America	Gigabyte Outbound Data Transfer Per Month 0 - 10240	0.00	0.00
	Gigabyte Outbound Data Transfer Per Month 10240 - 99999999999999	0.0225	0.0225
B93456 - Oracle Cloud Infrastructure-Outbound Data Transfer-Originating in Middle East and Africa	Gigabyte Outbound Data Transfer Per Month 0 - 10240	0.00	0.00
	Gigabyte Outbound Data Transfer Per Month 10240 - 99999999999999	0.045	0.045
Analytics Cloud Service			
B89630 - Oracle Analytics Cloud-Professional	OCPU Per Hour	0.9678	0.9678
B89631 - Oracle Analytics Cloud-Enterprise	OCPU Per Hour	1.9355	1.9355
B89636 - Oracle Analytics Cloud-Professional-BYOL	OCPU Per Hour	0.2903	0.2903
B89637 - Oracle Analytics Cloud-Enterprise-BYOL	OCPU Per Hour	0.2903	0.2903
B92335 - Essbase for Oracle Cloud Infrastructure	OCPU Per Hour	1.1816	1.1816
B92682 - Oracle Analytics-Professional	User Per Month	14.4	14.4
B92683 - Oracle Analytics-Enterprise	User Per Month	72.00	72.00
B94568 - Oracle Analytics Server for Oracle Cloud Infrastructure	OCPU Per Hour	1.575	1.575
Big Data Cloud Service			
B93423 - Oracle Cloud Infrastructure-AI Services-Language	1000 Transactions 0 - 5	0.00	0.00
	1000 Transactions 5 - 99999999999999	0.225	0.225
B93545 - Oracle Cloud Infrastructure AI Services-Anomaly Detection	1000 Transactions 0 - 1	0.00	0.00
	1000 Transactions 1 - 99999999999999	0.225	0.225

Award #5 Supporting Documents 10/03/24

Usage Item Description	Metric	Unit Net Price	Overage Net Unit Price
B93555 - Oracle Big Data Service	OCPU Per Hour	0.0135	0.0135
B94282 - Oracle Cloud Infrastructure-Data Labeling	Annotated Data Record 0 - 1000	0.00	0.00
	Annotated Data Record 1000 - 9999999999999999	0.0002	0.0002
B94896 - Oracle Cloud Infrastructure-Speech	Transcription Hour 0 - 5	0.00	0.00
	Transcription Hour 5 - 9999999999999999	0.45	0.45
B94973 - Oracle Cloud Infrastructure-Vision-Image Analysis	1,000 Transactions 0 - 5	0.00	0.00
	1,000 Transactions 5 - 9999999999999999	0.225	0.225
B94974 - Oracle Cloud Infrastructure-Vision-OCR	1,000 Transactions 0 - 5	0.00	0.00
	1,000 Transactions 5 - 1000000000000000	0.9	0.9
B94975 - Oracle Cloud Infrastructure-Vision-Document Properties	1,000 Transactions 0 - 5	0.00	0.00
	1,000 Transactions 5 - 1000000000000000	0.225	0.225
B94976 - Oracle Cloud Infrastructure-Vision-Document Extraction	1,000 Transactions 0 - 5	0.00	0.00
	1,000 Transactions 5 - 9999999999999999	9.00	9.00
B94977 - Oracle Cloud Infrastructure-Vision-Custom Training	Training Hour 0 - 15	0.00	0.00
	Training Hour 15 - 9999999999999999	1.35	1.35
Enterprise Integration Cloud Service			
B88461 - Oracle Messaging Cloud Service	1,000,000 API Calls per Month	0.18	0.18
B89639 - Oracle Integration Cloud Service-Standard	5K Messages Per Hour	0.5807	0.5807
B89640 - Oracle Integration Cloud Service-Enterprise	5K Messages Per Hour	1.1613	1.1613
B89643 - Oracle Integration Cloud Service-Standard-BYOL	20K Messages Per Hour	0.2903	0.2903
B89644 - Oracle Integration Cloud Service-Enterprise-BYOL			

Award #5 Supporting Documents 10/03/24

Usage Item Description	Metric	Unit Net Price	Overage Net Unit Price
B92450 - Oracle SOA Suite for Oracle Cloud Infrastructure	20K Messages Per Hour	0.2903	0.2903
B92451 - Oracle SOA Suite for Oracle Cloud Infrastructure-with B2B Adapter for EDI	OCPU Per Hour	0.6508	0.6508
	OCPU Per Hour	1.0864	1.0864
Data Management Cloud Service			
B88290 - Oracle Database Cloud Service-Enterprise Edition-General Purpose	OCPU Per Hour	0.3871	0.3871
B88291 - Oracle Database Cloud Service-Enterprise Edition Extreme Performance-General Purpose	OCPU Per Hour	1.2097	1.2097
B88292 - Oracle Database Cloud Service-Enterprise Edition High Performance-General Purpose	OCPU Per Hour	0.7984	0.7984
B88293 - Oracle Database Cloud Service-Standard Edition-General Purpose	OCPU Per Hour	0.1935	0.1935
B88294 - Oracle Database Backup Service-Outbound Data Transfer	Gigabyte Outbound Data Transfer per Month 0 - 1	0.00	0.00
	Gigabyte Outbound Data Transfer per Month 1 - 10240	0.0864	0.0864
	Gigabyte Outbound Data Transfer per Month 10240 - 51200	0.0648	0.0648
	Gigabyte Outbound Data Transfer per Month 51200 - 153600	0.0504	0.0504
	Gigabyte Outbound Data Transfer per Month 153600 - 512000	0.036	0.036
	Gigabyte Outbound Data Transfer per Month 512000 - 999999999	0.036	0.036
B88295 - Oracle Database Backup Service-GET and all other Requests	10000 Requests Per Month	0.0029	0.0029
B88296 - Oracle Database Backup Service-PUT, COPY, POST or LIST Requests	1000 Requests Per Month	0.0036	0.0036
B88297 - Oracle Database Backup Service-Storage Capacity			

Award #5 Supporting Documents 10/03/24

Usage Item Description	Metric	Unit Net Price	Overage Net Unit Price
	Gigabyte Storage Capacity per Month 0 - 1024	0.019	0.019
	Gigabyte Storage Capacity per Month 1024 - 51200	0.0187	0.0187
	Gigabyte Storage Capacity per Month 51200 - 512000	0.0184	0.0184
	Gigabyte Storage Capacity per Month 512000 - 1024000	0.0181	0.0181
	Gigabyte Storage Capacity per Month 1024000 - 5120000	0.0177	0.0177
	Gigabyte Storage Capacity per Month 5120000 - 999999999	0.0175	0.0175
B88402 - Oracle Database Cloud Service-Enterprise Edition Extreme Performance RAC-BYOL			
	OCPU Per Hour	0.1742	0.1742
B88404 - Oracle Database Cloud Service-All Editions-BYOL			
	OCPU Per Hour	0.1742	0.1742
B88592 - Oracle Cloud Infrastructure-Database Exadata OCPU			
	OCPU Per Hour	1.2097	1.2097
B88593 - Oracle Cloud Infrastructure-Database Exadata Quarter Rack-X6			
	Hosted Environment Per Hour	45.9678	45.9678
B88594 - Oracle Cloud Infrastructure-Database Exadata Half Rack-X6			
	Hosted Environment Per Hour	91.9355	91.9355
B88595 - Oracle Cloud Infrastructure-Database Exadata Full Rack-X6			
	Hosted Environment Per Hour	183.871	183.871
B88847 - Oracle Cloud Infrastructure-Database Exadata OCPU-BYOL			
	OCPU Per Hour	0.2903	0.2903
B88854 - Oracle Cloud Infrastructure-Database Exadata Full Rack-X6-BYOL			
	Hosted Environment Per Hour	122.3226	122.3226
B88855 - Oracle Cloud Infrastructure-Database Exadata Half Rack-X6-BYOL			
	Hosted Environment Per Hour	61.1613	61.1613
B88856 - Oracle Cloud Infrastructure-Database Exadata Quarter Rack-X6-BYOL			
	Hosted Environment Per Hour	30.5807	30.5807

Award #5 Supporting Documents 10/03/24

Usage Item Description	Metric	Unit Net Price	Overage Net Unit Price
B89039 - Oracle Autonomous Data Warehouse-BYOL	OCPU Per Hour	0.2903	0.2903
B89040 - Oracle Autonomous Data Warehouse	OCPU Per Hour	1.2097	1.2097
B89041 - Oracle Autonomous Data Warehouse-Exadata Storage	Terabyte Storage Capacity Per Month	106.56	106.56
B89737 - Oracle NoSQL Database Cloud Service-Write	Write Unit Per Month	0.1129	0.1129
B89738 - Oracle NoSQL Database Cloud Service-Read	Read Unit Per Month	0.0058	0.0058
B89739 - Oracle NoSQL Database Cloud Service-Storage	Gigabyte Storage Capacity Per Month	0.0594	0.0594
B89980 - Oracle Database Exadata Cloud at Customer-Database OCPU	OCPU Per Hour	1.2097	1.2097
B89981 - Oracle Database Exadata Cloud at Customer-Database OCPU-BYOL	OCPU Per Hour	0.2903	0.2903
B89999 - Oracle Cloud Infrastructure-Database Exadata Infrastructure-Quarter Rack-X7	Hosted Environment Per Hour	19.3549	19.3549
B90000 - Oracle Cloud Infrastructure-Database Exadata Infrastructure-Half Rack-X7	Hosted Environment Per Hour	38.7096	38.7096
B90001 - Oracle Cloud Infrastructure-Database Exadata Infrastructure-Full Rack-X7	Hosted Environment Per Hour	77.4194	77.4194
B90230 - Oracle Database Backup Cloud-Object Storage	Gigabyte Storage Capacity Per Month	0.0046	0.0046
B90231 - Oracle Database Backup Cloud-Archive Storage	Gigabyte Storage Capacity Per Month	0.0005	0.0005
B90453 - Oracle Autonomous Transaction Processing	OCPU Per Hour	1.2097	1.2097
B90454 - Oracle Autonomous Transaction Processing-BYOL	OCPU Per Hour	0.2903	0.2903
B90455 - Oracle Autonomous Transaction Processing-Exadata Storage	Terabyte Storage Capacity Per Month	106.56	106.56
B90569 - Oracle Cloud Infrastructure-Database Cloud Service-Standard Edition	OCPU Per Hour	0.1935	0.1935
B90570 - Oracle Cloud Infrastructure-Database Cloud Service-Enterprise Edition			

Award #5 Supporting Documents 10/03/24

Usage Item Description	Metric	Unit Net Price	Overage Net Unit Price
B90571 - Oracle Cloud Infrastructure-Database Cloud Service-Enterprise Edition High Performance	OCPU Per Hour	0.3871	0.3871
B90572 - Oracle Cloud Infrastructure-Database Cloud Service-Enterprise Edition Extreme Performance	OCPU Per Hour	0.7984	0.7984
B90573 - Oracle Cloud Infrastructure-Database Cloud Service-All Editions-BYOL	OCPU Per Hour	1.2097	1.2097
B90777 - Oracle Cloud Infrastructure-Database Exadata Infrastructure-Base System	OCPU Per Hour	0.1742	0.1742
B91121 - Oracle Cloud SQL-Compute Capacity	Hosted Environment Per Hour	9.6774	9.6774
B91128 - Oracle Big Data Service-Compute-Standard	OCPU Per Hour	0.0968	0.0968
B91129 - Oracle Big Data Service-Compute-Dense I/O	OCPU Per Hour	0.121	0.121
B91130 - Oracle Big Data Service-Compute-HPC	OCPU Per Hour	0.1926	0.1926
B91363 - Gen 2 Exadata Cloud at Customer-Database OCPU	OCPU Per Hour	0.1382	0.1382
B91364 - Gen 2 Exadata Cloud at Customer-Database OCPU-BYOL	OCPU Per Hour	1.2097	1.2097
B91391 - Oracle Autonomous Data Warehouse-Free	OCPU Per Hour	0.2903	0.2903
B91392 - Oracle Autonomous Data Warehouse-Exadata Storage-Free	OCPU Per Hour	0.00	0.00
B91393 - Oracle Autonomous Transaction Processing-Free	Terabyte Storage Capacity Per Month	0.00	0.00
B91394 - Oracle Autonomous Transaction Processing-Exadata Storage-Free	OCPU Per Hour	0.00	0.00
B91535 - Oracle Cloud Infrastructure-Database Exadata Infrastructure-Quarter Rack-X8	Terabyte Storage Capacity Per Month	0.00	0.00
B91536 - Oracle Cloud Infrastructure-Database Exadata Infrastructure-Half Rack-X8	Hosted Environment Per Hour	13.0646	13.0646
B91537 - Oracle Cloud Infrastructure-Database Exadata Infrastructure-Full Rack-X8	Hosted Environment Per Hour	26.1291	26.1291
	Hosted Environment Per Hour	52.2581	52.2581

Award #5 Supporting Documents 10/03/24

Usage Item Description	Metric	Unit Net Price	Overage Net Unit Price
B91631 - Oracle Cloud Infrastructure-Data Safe for Database Cloud Service-Audit Record Collection Over 1 Million Records	10,000 Audit Records Per Target Per Month	0.09	0.09
B91632 - Oracle Cloud Infrastructure-Data Safe for Database Cloud Service	Each	0.00	0.00
B92023 - MySQL HeatWave-Standard-E3	Node Per Hour	0.3182	0.3182
B92024 - MySQL Database for HeatWave-Standard-E3	Node Per Hour	0.3182	0.3182
B92181 - Oracle Autonomous Transaction Processing-Dedicated	OCPU Per Hour	1.2097	1.2097
B92182 - Oracle Autonomous Data Warehouse-Dedicated	OCPU Per Hour	1.2097	1.2097
B92183 - Oracle Autonomous Transaction Processing-Dedicated-BYOL	OCPU Per Hour	0.2903	0.2903
B92184 - Oracle Autonomous Data Warehouse-Dedicated-BYOL	OCPU Per Hour	0.2903	0.2903
B92212 - Oracle Autonomous JSON Database	OCPU Per Hour	0.2903	0.2903
B92380 - Oracle Cloud Infrastructure-Database Exadata Infrastructure-Quarter Rack-X8M	Hosted Environment Per Hour	13.0646	13.0646
B92381 - Oracle Cloud Infrastructure-Database Exadata Infrastructure-Database Server-X8M	Hosted Environment Per Hour	2.6129	2.6129
B92382 - Oracle Cloud Infrastructure-Database Exadata Infrastructure-Storage Server-X8M	Hosted Environment Per Hour	2.6129	2.6129
B92418 - Exadata Cloud at Customer-Autonomous Transaction Processing	Database OCPU Per Hour	1.2097	1.2097
B92419 - Exadata Cloud at Customer-Autonomous Data Warehouse	Database OCPU Per Hour	1.2097	1.2097
B92420 - Exadata Cloud at Customer-Autonomous Transaction Processing-Database OCPU-BYOL	OCPU Per Hour	0.2903	0.2903
B92421 - Exadata Cloud at Customer-Autonomous Data Warehouse-Database OCPU-BYOL	OCPU Per Hour	0.2903	0.2903
B92425 - MySQL Database-Standard-E2			

Award #5 Supporting Documents 10/03/24

Usage Item Description	Metric	Unit Net Price	Overage Net Unit Price
B92426 - MySQL Database-Storage	OCPU Per Hour	0.042	0.042
B92483 - MySQL Database-Backup Storage	Gigabyte Storage Capacity per Month	0.036	0.036
B92627 - Oracle NoSQL Database Cloud-Write-Free	Gigabyte Storage Capacity per Month	0.036	0.036
B92628 - Oracle NoSQL Database Cloud-Read-Free	Write Unit Per Month	0.00	0.00
B92629 - Oracle NoSQL Database Cloud-Storage-Free	Read Unit Per Month	0.00	0.00
B92733 - Oracle Cloud Infrastructure-Data Safe for On-Premises Databases & Databases on Compute	Gigabyte Storage Capacity Per Month	0.00	0.00
B92734 - Oracle Cloud Infrastructure-Data Safe for On-Premises Databases & Databases on Compute	Target Database Per Month	180.00	180.00
B92759 - MySQL Analytics-Bare Metal Standard-E2	10,000 Audit Records Per Target Per Month	0.09	0.09
B92807 - MySQL Database-Bare Metal Standard-E2	Node Per Hour	0.4516	0.4516
B92911 - Oracle APEX Application Development	Node Per Hour	0.4516	0.4516
B92962 - MySQL Database-Standard-E3	OCPU Per Hour	0.2903	0.2903
B92963 - MySQL Database-Standard-E3-Memory	OCPU Per Hour	0.0342	0.0342
B93199 - Oracle Cloud Infrastructure Database Migration	Gigabyte Per Hour	0.002	0.002
B93320 - Oracle APEX Application Development-Free	Migration Hour	0.18	0.18
B93546 - MySQL Database for HeatWave-Bare Metal Standard-E3	OCPU Per Hour	0.00	0.00
B93710 - Oracle NoSQL Database Cloud-Write-Auto	Node Per Hour	1.993	1.993
B93711 - Oracle NoSQL Database Cloud-Read-Auto	Write Unit Per Month	2.8215	2.8215
B93712 - Oracle NoSQL Database Cloud-Hosted Environment	Read Unit Per Month	0.144	0.144
	Hosted Environment Per Month	25,916.4	25,916.4
Not Discount Eligible			
B88318 - Oracle Cloud Infrastructure-Compute-Windows OS	OCPU Per Hour	0.092	0.092

Award #5 Supporting Documents 10/03/24

Usage Item Description	Metric	Unit Net Price	Average Net Unit Price
B92386 - Oracle Cloud VMware Solution	OCPU Per Hour	0.2031	0.2031
B92686 - Oracle Analytics for Fusion Applications-Free	Hosted Named User	0.0	0.0
B93288 - Oracle Cloud VMware Solution-BM.DenseIO2.52-Hourly Commit	OCPU Per Hour	0.2437	0.2437
B93289 - Oracle Cloud VMware Solution-BM.DenseIO2.52-1 Year Commit	OCPU Per Hour	0.1625	0.1625
B93290 - Oracle Cloud VMware Solution-BM.DenseIO2.52-3 Year Commit	OCPU Per Hour	0.132	0.132
B93307 - Autonomous JSON Database-Free	OCPU Per Hour	0.0	0.0
B93421 - Oracle Cloud VMware Solution-HCX Enterprise-Monthly	OCPU Per Hour	0.0126	0.0126
B95178 - Oracle Cloud VMware Solution-BM.DenseIO.E4.64-Hourly Commit	OCPU Per Hour	0.2437	0.2437
B95179 - Oracle Cloud VMware Solution-BM.DenseIO.E4.64-Monthly Commit	OCPU Per Hour	0.2031	0.2031
B95180 - Oracle Cloud VMware Solution-BM.DenseIO.E4.64-1 year Commit	OCPU Per Hour	0.1625	0.1625
B95181 - Oracle Cloud VMware Solution-BM.DenseIO.E4.64-3 year Commit	OCPU Per Hour	0.132	0.132

Award #5 Supporting Documents 10/03/24

A. Terms of Your Order

1. Applicable Agreement:

a. US-OMA-271987 effective 31-JUL-2014

2. Applicable Schedule:

a. Cloud services are governed by Schedule C -- Cloud Services.

3. Cloud Payment Terms:

a. Net 30 days from invoice date

4. Cloud Payment Frequency:

a. Monthly in Arrears

5. Currency:

a. US Dollars

6. Offer Valid through:

a. 31-Mar-2022

7. Service Specifications

a. The Service Specifications applicable to the Cloud Services and the Consulting/Professional Services ordered may be accessed at <http://www.oracle.com/contracts>.

8. Services Period

a. The Services Period for the Services commences on the date stated in this order. If no date is specified, then the "Cloud Services Start Date" for each Service will be the date that you are issued access that enables you to activate your Services, and the "Consulting/Professional Services Start Date" is the date that Oracle begins performing such services.

B. Additional Order Terms

1. Funded Allocation Model Additional Terms

Under the "Funded Allocation Model", Oracle allows You the flexibility to fund an annual amount to Oracle as specified in the "Funded Allocation Value" in Your order, which is to be applied towards the future usage of eligible Oracle IaaS and PaaS Cloud Services specified in the rate card attached to Your order or as seen in the Cloud Portal provided such Cloud Services are available in production release when ordered, at the fees specified in the rate card. The total Funded Allocation Value of Your order is reflected in the "Funded Allocation Value" column and the applicable Services Period for that value will be as specified in Your order. Oracle will invoice You monthly in arrears based on Your actual usage for the prior month at the rates for each activated Oracle IaaS and PaaS Cloud Service as defined in Your order.

a. Overage.

As described in the Oracle PaaS and IaaS Universal Credits - Service Descriptions document available at <http://www.oracle.com/contracts>, You are responsible for monitoring Your use of the Cloud Services, and if You exceed the Funded Allocation Value at the end of any month during the Services Period, You must provide additional funding for Your usage, or You must cease to use the applicable Cloud Services. If You have exceeded the Funded Allocation Value and You have not ended Your use of the Services, You will be subject to overage fees. Oracle will invoice You for the excess usage of the Oracle IaaS and PaaS Cloud Services at the Overage Unit Net Price specified in the rate card of Your order or as seen in the Cloud Portal. You may set quotas, alerts and use other monitoring tools within the Cloud Portal to assist You in managing and tracking Your usage.

b. Additional Services.

If Oracle adds additional service offerings to the list of eligible Oracle IaaS and PaaS Cloud Services within Your Cloud Services Account during the Services Period, You may activate and use those service offerings and the discount will be applied based on the Cloud Service category discount specified in the rate card attached to Your order or as seen in the Cloud Portal. The development, release, and timing of any future features, functionality or service offerings remains at the sole discretion of Oracle Corporation.

c. Replenishment at End of Services Period.

If You are continuing to use Services after the end of the Services Period specified in Your order and You have not extended the Services Period and increased the Funded Allocation Value for use of eligible Oracle IaaS and PaaS Cloud Services, You will be charged for the actual usage of all Cloud Services that You activate and/or have activated within Your Cloud Services Account based on Oracle's then current price list for such Services, which can be found at https://cloud.oracle.com/en_US/ucpricing. Upon extending the term of the Services Period and increasing the amount of the Funded Allocation Value through a new order (or modification of Your existing order), You will receive the Cloud Services category discounts specified in the rate card attached to Your new order (or modification of Your existing order) or as seen in the Cloud Portal.

2. Support Reward for Cloud Consumption

During the Services Period of this order, You will receive a reward of 0.25 US Dollars (the "Reward") for every 1 US Dollars of Oracle Cloud Infrastructure Cloud Services ("OCI Services") that You consume during the Services Period and that You may apply towards renewals of Software Update License & Support for Oracle Programs provided that:

Award #5 Supporting Documents 10/03/24

(a) the Reward will not accrue for (i) OCI Services SKUs that are assigned to a Non-Discount Eligible Cloud Services category in the applicable service description or (ii) Third Party Products available via the Cloud Marketplace;

(b) You may only apply the Reward towards the pre-tax value of future renewals of Software Update License & Support for Oracle Technology Programs and not for any other support offering (e.g., not towards first year Software Update License & Support nor for hardware support nor for premium support) and if you utilize an authorized Support Renewal Partner or Support Provider Partner ("Partner") for Your renewal of Software Update License & Support for Oracle Programs, then You may apply the Reward for up to 75% of the amount of the invoice from that Partner;

(c) the Reward will be issued monthly in arrears and will be valid for 12 months from the date of issuance of the applicable Reward;

(d) You understand that if this order is terminated due to Your breach of the terms of the Agreement or this order, then You will cease earning any Rewards starting from the effective date of termination; furthermore, if termination is due to Your failure to pay any fees owed under this order, any Rewards accrued, and which remain unused as of the effective date of termination, will be deleted from your Reward account; and

(e) You acknowledge and confirm that You are permitted by all applicable laws, regulations, policies and directives to participate in and to accept and apply the Reward and that the Reward does not constitute an unlawful gift, benefit or inducement by Oracle to You to enter into this order or any other agreement for Oracle products and services. You agree that You will not accept or apply the Reward if You are not permitted to accept the Reward (in such event, the Reward is void and is not applicable).

3. No Auto-Renewal

Notwithstanding any statement to the contrary in the Service Specifications, the parties expressly agree that the Services acquired under this order will not Auto-Renew.

4. Terms

The following terms, as used in this order or the Agreement and whether or not capitalized, shall have the same meaning as the applicable defined term: "Agreement" and "Master Agreement"; "Customer", "Client" "Company" and "You"; "Program Documentation" and "Documentation"; "Ordering Document" "order" and "Order Form"; "Services Term" and "Services Period"; "Your Data", "Company Data" and "Your Content".

5. Data Center Region Availability

Platform and data center region availability information for Oracle Platform as a Service (PaaS) Cloud Services and for Oracle Infrastructure as a Service (IaaS) Cloud Services is provided on the Oracle Cloud Portal at <https://cloud.oracle.com/data-regions>.

JEA	
Signature	_____
Name	_____
Title	_____
Signature Date	_____

BILL TO / SHIP TO INFORMATION

Bill To		Ship To	
Customer Name	JEA	Customer Name	JEA
Customer Address	21 W. Church Street Jacksonville, FL 32221 JACKSONVILLE FL 32202	Customer Address	21 W. Church Street Jacksonville, FL 32221 JACKSONVILLE FL 32202
Contact Name	Katura Owens	Contact Name	Katura Owens
Contact Phone	+1 (904) 665-4215	Contact Phone	+1 (904) 665-4215
Contact Email	acctpaycustsrv@jea.com	Contact Email	acctpaycustsrv@jea.com

Award #5 Supporting Documents 10/03/24

JEA OCI Estimate		
Cloud Service	Part Number	Metric
Oracle Cloud Infrastructure - Database Exadata OCPU - BYOL	B88847	OCPU Per Hour
Oracle Cloud Infrastructure - Database Exadata OCPU	B88592	OCPU Per Hour
Oracle Cloud Infrastructure - Database Exadata Infrastructure - Quarter Rack - X8M	B92380	OCPU Per Hour
Oracle Cloud Infrastructure - Compute - Windows OS	B88318	OCPU Per Hour
Oracle Cloud Infrastructure - Compute - Standard - E4	B93113	OCPU Per Hour
Oracle Cloud Infrastructure - Compute - Standard - E4 - Memory	B93114	Gigabyte Per Hour
<i>Oracle Cloud Infrastructure - Compute - Standard - X9</i>	B94176	OCPU Per Hour
<i>Oracle Cloud Infrastructure - Compute - Standard - X9 - Memory</i>	B94177	Gigabyte Per Hour
<i>Palo Alto VM 2-8</i>	N/A	Image Per Hour
<i>AVIATRIX VM</i>	N/A	Image Per Hour
Oracle Cloud Infrastructure - GoldenGate	B92992	OCPU Per Hour
Oracle Cloud Infrastructure - Load Balancer Base	B93030	Load Balancer Hour
Oracle Cloud Infrastructure - Load Balancer Bandwidth	B93031	Mbps Per Hour
Oracle Cloud Infrastructure - FastConnect 1 Gbps	B88325	Port Hour
Oracle Cloud Infrastructure - Monitoring - Ingestion	B90925	Million Datapoints
Oracle Cloud Infrastructure - Monitoring - Retrieval	B90926	Million Datapoints
Oracle Cloud Infrastructure - Outbound Data Transfer - Originating in North America, Europe, and UK	B88327	Gigabyte Outbound Data Transfer Per Month
Oracle Cloud Infrastructure - Object Storage - Requests	B91627	10,000 Requests per month
Oracle Cloud Infrastructure - File Storage	B89057	Gigabyte Storage Capacity Per Month
Oracle Database Backup Cloud - Object Storage*	B90230	Gigabyte Storage Capacity Per Month
Oracle Cloud Infrastructure - Block Volume Performance	B91962	Performance Units Per Gigabyte Per Month
Oracle Cloud Infrastructure - Block Volume Storage	B91961	Gigabyte Storage Capacity Per Month
Oracle Cloud Infrastructure - Object Storage - Storage	B91628	Gigabyte Storage Capacity Per Month
Total		

Award #5 Supporting Documents 10/03/24

			Environment	Environment			
Hourly Cost	Monthly Cost	Minimums	Production	Non-Prod/DR	Quantity	Total Monthly Cost	Total Yearly Cost (List)
\$ 0.3226	\$ 240	None	24	48	72	\$ 17,281	\$ 207,372
\$ 1.3441	\$ 1,000	None	0	0	0	\$ -	\$ -
\$ 14.5162	\$ 10,800	None	1	1	2	\$ 21,600	\$ 259,201
\$ 0.0920	\$ 68	None	16	16	32	\$ 2,190	\$ 26,284
\$ 0.0250	\$ 19	None	116	160	276	\$ 5,134	\$ 61,603
\$ 0.0015	\$ 1	None	520	568	1,088	\$ 1,214	\$ 14,570
\$ 0.0400	\$ 30	None	0	0	0	\$ -	\$ -
\$ 0.0015	\$ 1	None	0	0	0	\$ -	\$ -
\$ 3.4500	\$ 2,567	None	1	1	2	\$ 5,134	\$ 61,603
\$ 0.8000	\$ 595	None	1	1	2	\$ 1,190	\$ 14,285
\$ 1.3441	\$ 1,000	None	2	2	4	\$ 4,000	\$ 48,000
\$ 0.0113	\$ 8	None	2	2	4	\$ 34	\$ 404
\$ 0.0001	\$ 0	None	800	800	1,600	\$ 119	\$ 1,428
\$ 0.2125	\$ 158	None	1	1	2	\$ 316	\$ 3,794
\$ 0.0025	\$ 2	None	50	50	100	\$ 186	\$ 2,232
\$ 0.0015	\$ 1	None	10	10	20	\$ 22	\$ 268
\$ 0.0085	\$ 6	None	10	10	20	\$ 126	\$ 1,518
Priced Monthly	\$ 0.0034	1	10	10	20	\$ 0	\$ 1
Priced Monthly	\$ 0.3000		1350	4100	5,450	\$ 1,635	\$ 19,620
Priced Monthly	\$ 0.0051	None	4096	5120	9,216	\$ 47	\$ 564
Priced Monthly	\$ 0.0017	None	102400	102400	204,800	\$ 348	\$ 4,178
Priced Monthly	\$ 0.0255	None	10240	10240	20,480	\$ 522	\$ 6,267
Priced Monthly	\$ 0.0255	None	20480	20480	40,960	\$ 1,044	\$ 12,534
						\$ 62,144	\$ 745,727

Award #5 Supporting Documents 10/03/24

Discount	Total Yearly Cost (Net)	Notes
10%	\$ 186,635	BYOL this Includes Data Masking and Subsetting Pack, Diagnostics and Tuning Packs, and Real Application Testing.
10%	\$ -	All Database Options included
10%	\$ 233,281	Exadata X8M Infrastructure
0%	\$ 26,284	Windows OS - At Cost
10%	\$ 55,443	Compute Servers AMD Based - Does not include the EBS Cloud Manager Compute
10%	\$ 13,113	Memory for Compute Servers
10%	\$ -	Compute Servers Intel Based
10%	\$ -	Memory for Compute Servers
0%	\$ 61,603	Palo Alto Image - OCI Marketplace
0%	\$ 14,285	Aviatrix Image - OCI Marketplace
10%	\$ 43,200	GoldenGate Replication Cloud Service
10%	\$ 363	Load Balancer Instances
10%	\$ 1,286	Load Balancer Bandwidth
10%	\$ 3,415	Connectivity for On-Premise network (Dedicated Connection OCI Port)
10%	\$ 2,009	Over 500 Million Datapoints
10%	\$ 241	Over 1 Billion Datapoints
10%	\$ 1,366	First 10TB of Data of Data Free, cost per gig after 10TB limit
10%	\$ 1	Over 10K Object Request per month
10%	\$ 17,658	Network File Storage - Shared Mounts
10%	\$ 508	Database Backup Service to Object Storage
10%	\$ 3,760	Storage Performance 32K IOPS
10%	\$ 5,640	Block volumes for servers in both regions
10%	\$ 11,280	All Object and non-database backup storage(~ 5x block storage)
	\$ 681,372	

Award #5 Supporting Documents 10/03/24

Jacksonville Energy Authority OCI Estimate		
Cloud Service	Part Number	Metric
Oracle Cloud Infrastructure - Database Exadata OCPU - BYOL	B88847	OCPU Per Hour
Oracle Cloud Infrastructure - Database Exadata OCPU	B88592	OCPU Per Hour
Oracle Cloud Infrastructure - Database Exadata Infrastructure - Quarter Rack - X8M	B92380	OCPU Per Hour
Oracle Cloud Infrastructure - Compute - Windows OS	B88318	OCPU Per Hour
Oracle Cloud Infrastructure - Compute - Standard - E4	B93113	OCPU Per Hour
Oracle Cloud Infrastructure - Compute - Standard - E4 - Memory	B93114	Gigabyte Per Hour
<i>Oracle Cloud Infrastructure - Compute - Standard - X9</i>	B94176	OCPU Per Hour
<i>Oracle Cloud Infrastructure - Compute - Standard - X9 - Memory</i>	B94177	Gigabyte Per Hour
<i>Palo Alto VM 2-8</i>	N/A	Image Per Hour
<i>AVIATRIX VM</i>	N/A	Image Per Hour
Oracle Cloud Infrastructure - GoldenGate	B92992	OCPU Per Hour
Oracle Cloud Infrastructure - Load Balancer Base	B93030	Load Balancer Hour
Oracle Cloud Infrastructure - Load Balancer Bandwidth	B93031	Mbps Per Hour
Oracle Cloud Infrastructure - FastConnect 1 Gbps	B88325	Port Hour
Oracle Cloud Infrastructure - Monitoring - Ingestion	B90925	Million Datapoints
Oracle Cloud Infrastructure - Monitoring - Retrieval	B90926	Million Datapoints
Oracle Cloud Infrastructure - Outbound Data Transfer - Originating in North America, Europe, and UK	B88327	Gigabyte Outbound Data Transfer Per Month
Oracle Cloud Infrastructure - Object Storage - Requests	B91627	10,000 Requests per month
Oracle Cloud Infrastructure - File Storage	B89057	Gigabyte Storage Capacity Per Month
Oracle Database Backup Cloud - Object Storage*	B90230	Gigabyte Storage Capacity Per Month
Oracle Cloud Infrastructure - Block Volume Performance	B91962	Performance Units Per Gigabyte Per Month
Oracle Cloud Infrastructure - Block Volume Storage	B91961	Gigabyte Storage Capacity Per Month
Oracle Cloud Infrastructure - Object Storage - Storage	B91628	Gigabyte Storage Capacity Per Month
Total		

Award #5 Supporting Documents 10/03/24

			Environment	Environment			
Hourly Cost	Monthly Cost	Minimums	Production	Non-Prod/DR	Quantity	Total Monthly Cost	Total Yearly Cost (List)
\$ 0.3226	\$ 240	None	24	0	24	\$ 5,760	\$ 69,124
\$ 1.3441	\$ 1,000	None	0	0	0	\$ -	\$ -
\$ 14.5162	\$ 10,800	None	1	0	1	\$ 10,800	\$ 129,601
\$ 0.0920	\$ 68	None	16	0	16	\$ 1,095	\$ 13,142
\$ 0.0250	\$ 19	None	116	0	116	\$ 2,158	\$ 25,891
\$ 0.0015	\$ 1	None	520	0	520	\$ 580	\$ 6,964
\$ 0.0400	\$ 30	None	0	0	0	\$ -	\$ -
\$ 0.0015	\$ 1	None	0	0	0	\$ -	\$ -
\$ 3.4500	\$ 2,567	None	1	0	1	\$ 2,567	\$ 30,802
\$ 0.8000	\$ 595	None	1	0	1	\$ 595	\$ 7,142
\$ 1.3441	\$ 1,000	None	2	0	2	\$ 2,000	\$ 24,000
\$ 0.0113	\$ 8	None	2	0	2	\$ 17	\$ 202
\$ 0.0001	\$ 0	None	800	0	800	\$ 60	\$ 714
\$ 0.2125	\$ 158	None	1	0	1	\$ 158	\$ 1,897
\$ 0.0025	\$ 2	None	50	0	50	\$ 93	\$ 1,116
\$ 0.0015	\$ 1	None	10	0	10	\$ 11	\$ 134
\$ 0.0085	\$ 6	None	10	0	10	\$ 63	\$ 759
Priced Monthly	\$ 0.0034	1	10	0	10	\$ 0	\$ 0
Priced Monthly	\$ 0.3000		1350	0	1,350	\$ 405	\$ 4,860
Priced Monthly	\$ 0.0051	None	4096	0	4,096	\$ 21	\$ 251
Priced Monthly	\$ 0.0017	None	102400	0	102,400	\$ 174	\$ 2,089
Priced Monthly	\$ 0.0255	None	10240	0	10,240	\$ 261	\$ 3,133
Priced Monthly	\$ 0.0255	None	20480	0	20,480	\$ 522	\$ 6,267
						\$ 27,341	\$ 328,088

Award #5 Supporting Documents 10/03/24

Discount	Total Yearly Cost (Net)	Notes
10%	\$ 62,212	BYOL this Includes Data Masking and Subsetting Pack, Diagnostics and Tuning Packs, and Real Application Testing.
10%	\$ -	All Database Options included
10%	\$ 116,641	Exadata X8M Infrastructure
0%	\$ 13,142	Windows OS - At Cost
10%	\$ 23,302	Compute Servers AMD Based
10%	\$ 6,267	Memory for Compute Servers
10%	\$ -	Compute Servers Intel Based
10%	\$ -	Memory for Compute Servers
0%	\$ 30,802	Palo Alto Image - OCI Marketplace
0%	\$ 7,142	Aviatrix Image - OCI Marketplace
10%	\$ 21,600	Oracle GoldenGate Cloud Service
10%	\$ 182	Load Balance Instances
10%	\$ 643	Load Balancer Bandwidth
10%	\$ 1,707	Connectivity for On-Premise network (Dedicated Connection OCI Port)
10%	\$ 1,004	Over 500 Million Datapoints
10%	\$ 121	Over 1 Billion Datapoints
10%	\$ 683	First 10TB of Data of Data Free, cost per gig after 10TB limit
10%	\$ 0	Over 10K Object Request per month
10%	\$ 4,374	Network File Storage - Shared Mounts
10%	\$ 226	Database Backup Service to Object Storage
10%	\$ 1,880	Storage Performance 32K IOPS
10%	\$ 2,820	Block volumes for servers in both regions
10%	\$ 5,640	All Object and non-database backup storage(~ 5x block storage)
	\$ 300,388	

Award #5 Supporting Documents 10/03/24

Jacksonville Energy Authority OCI Estimate		
Cloud Service	Part Number	Metric
Oracle Cloud Infrastructure - Database Exadata OCPU - BYOL	B88847	OCPU Per Hour
Oracle Cloud Infrastructure - Database Exadata OCPU	B88592	OCPU Per Hour
Oracle Cloud Infrastructure - Database Exadata Infrastructure - Quarter Rack - X8M	B92380	OCPU Per Hour
Oracle Cloud Infrastructure - Compute - Windows OS	B88318	OCPU Per Hour
Oracle Cloud Infrastructure - Compute - Standard - E4	B93113	OCPU Per Hour
Oracle Cloud Infrastructure - Compute - Standard - E4 - Memory	B93114	Gigabyte Per Hour
<i>Oracle Cloud Infrastructure - Compute - Standard - X9</i>	B94176	OCPU Per Hour
<i>Oracle Cloud Infrastructure - Compute - Standard - X9 - Memory</i>	B94177	Gigabyte Per Hour
<i>Palo Alto VM 2-8</i>	N/A	Image Per Hour
<i>AVIATRIX VM</i>	N/A	Image Per Hour
Oracle Cloud Infrastructure - GoldenGate	B92992	OCPU Per Hour
Oracle Cloud Infrastructure - Load Balancer Base	B93030	Load Balancer Hour
Oracle Cloud Infrastructure - Load Balancer Bandwidth	B93031	Mbps Per Hour
Oracle Cloud Infrastructure - FastConnect 1 Gbps	B88325	Port Hour
Oracle Cloud Infrastructure - Monitoring - Ingestion	B90925	Million Datapoints
Oracle Cloud Infrastructure - Monitoring - Retrieval	B90926	Million Datapoints
Oracle Cloud Infrastructure - Outbound Data Transfer - Originating in North America, Europe, and UK	B88327	Gigabyte Outbound Data Transfer Per Month
Oracle Cloud Infrastructure - Object Storage - Requests	B91627	10,000 Requests per month
Oracle Cloud Infrastructure - File Storage	B89057	Gigabyte Storage Capacity Per Month
Oracle Database Backup Cloud - Object Storage*	B90230	Gigabyte Storage Capacity Per Month
Oracle Cloud Infrastructure - Block Volume Performance	B91962	Performance Units Per Gigabyte Per Month
Oracle Cloud Infrastructure - Block Volume Storage	B91961	Gigabyte Storage Capacity Per Month
Oracle Cloud Infrastructure - Object Storage - Storage	B91628	Gigabyte Storage Capacity Per Month
Total		

Award #5 Supporting Documents 10/03/24

			Environment	Environment			
Hourly Cost	Monthly Cost	Minimums	Production	Non-Prod/DR	Quantity	Total Monthly Cost	Total Yearly Cost (List)
\$ 0.3226	\$ 240	None	0	48	48	\$ 11,521	\$ 138,248
\$ 1.3441	\$ 1,000	None	0	0	0	\$ -	\$ -
\$ 14.5162	\$ 10,800	None	0	1	1	\$ 10,800	\$ 129,601
\$ 0.0920	\$ 68	None	0	16	16	\$ 1,095	\$ 13,142
\$ 0.0250	\$ 19	None	0	160	160	\$ 2,976	\$ 35,712
\$ 0.0015	\$ 1	None	0	568	568	\$ 634	\$ 7,607
\$ 0.0400	\$ 30	None	0	0	0	\$ -	\$ -
\$ 0.0015	\$ 1	None	0	0	0	\$ -	\$ -
\$ 3.4500	\$ 2,567	None	0	1	1	\$ 2,567	\$ 30,802
\$ 0.8000	\$ 595	None	0	1	1	\$ 595	\$ 7,142
\$ 1.3441	\$ 1,000	None	0	2	2	\$ 2,000	\$ 24,000
\$ 0.0113	\$ 8	None	0	2	2	\$ 17	\$ 202
\$ 0.0001	\$ 0	None	0	800	800	\$ 60	\$ 714
\$ 0.2125	\$ 158	None	0	1	1	\$ 158	\$ 1,897
\$ 0.0025	\$ 2	None	0	50	50	\$ 93	\$ 1,116
\$ 0.0015	\$ 1	None	0	10	10	\$ 11	\$ 134
\$ 0.0085	\$ 6	None	0	10	10	\$ 63	\$ 759
Priced Monthly	\$ 0.0034	1	0	10	10	\$ 0	\$ 0
Priced Monthly	\$ 0.3000		0	4100	4,100	\$ 1,230	\$ 14,760
Priced Monthly	\$ 0.0051	None	0	5120	5,120	\$ 26	\$ 313
Priced Monthly	\$ 0.0017	None	0	102400	102,400	\$ 174	\$ 2,089
Priced Monthly	\$ 0.0255	None	0	10240	10,240	\$ 261	\$ 3,133
Priced Monthly	\$ 0.0255	None	0	20480	20,480	\$ 522	\$ 6,267
						\$ 34,803	\$ 417,639

Award #5 Supporting Documents 10/03/24

Discount	Total Yearly Cost (Net)	Notes
10%	\$ 124,423	BYOL this Includes Data Masking and Subsetting Pack, Diagnostics and Tuning Packs, and Real Application Testing.
10%	\$ -	All Database Options included
10%	\$ 116,641	Exadata X8M Infrastructure
0%	\$ 13,142	Windows OS - At Cost
10%	\$ 32,141	Compute Servers AMD Based
10%	\$ 6,846	Memory for Compute Servers
10%	\$ -	Compute Servers Intel Based
10%	\$ -	Memory for Compute Servers
0%	\$ 30,802	Palo Alto Image - OCI Marketplace
0%	\$ 7,142	Aviatrix Image - OCI Marketplace
10%	\$ 21,600	Oracle GoldenGate Cloud Service
10%	\$ 182	Load Balance Instances
10%	\$ 643	Load Balancer Bandwidth
10%	\$ 1,707	Connectivity for On-Premise network (Dedicated Connection OCI Port)
10%	\$ 1,004	Over 500 Million Datapoints
10%	\$ 121	Over 1 Billion Datapoints
10%	\$ 683	First 10TB of Data of Data Free, cost per gig after 10TB limit
10%	\$ 0	Over 10K Object Request per month
10%	\$ 13,284	Network File Storage - Shared Mounts
10%	\$ 282	Database Backup Service to Object Storage
10%	\$ 1,880	Storage Performance 32K IOPS
10%	\$ 2,820	Block volumes for servers in both regions
10%	\$ 5,640	All Object and non-database backup storage(~ 5x block storage)
	\$ 380,984	



Formal Bid and Award System

Approved by the JEA Awards Committee
 Date 6/2/16 Item # 5

Award #5 June 2, 2016

Type of Award Request: CHANGE ORDER
Request #: 640
Requestor Name: Owens, Katura E. - Mgr Technology Project Mgmt
Requestor Phone: (904) 665-4215
Project Title: Oracle E-Business Suite (EBS) 12.1.3 to 12.2.5 Upgrade, including the implementation of Oracle EAM
Project Number: 8003722 and 8002532
Project Location: JEA
Funds: Capital

Award Estimate:

Description of Request:

This effort is to procure the Oracle engineered hardware infrastructure, software, associated training, and O&M Maintenance for years 2 & 3. It includes Exadata and Exalogic hardware for QA/Test, Production, and Disaster Recovery environments. This infrastructure will house multiple Oracle applications, including Oracle IDM and Oracle eBusiness Suite (planned for FY15). This purchase supports the strategic IT direction of systems consolidation (12 to 6).

Requisition Number:

JEA IFB/RFP/State/City/GSA#: CPA 142971
Purchasing Agent: Woyak, Nathan J
Is this a Ratification?: NO

RECOMMENDED AWARDEE(S):

142971

Name	Contact Name	Email	Address	Phone	Amount
ORACLE AMERICA INC	Anthony Johnson	Anthony.Johnson@oracle.com	500 ORACLE PKWY, PO BOX 659603, REDWOOD SHORES CA 94065	(650) 633- 4178	\$986,221.24

Amount of Original Award: \$4,095,941.30
Date of Original Award: 02/28/2015
Change Order Amount: \$986,221.24

List of Previous Change Order/Amendments:

CPA #	Amount	Date
142971	\$125,501.88	8/7/2015

Award #5 Supporting Documents 10/03/24

142971	\$159,739.12	8/21/2015
142971	\$308,378.10	11/19/2015

New Not-To-Exceed Amount: \$5,675,781.64
Contract Type: Term Contract
Length of Contract/PO Term: Three (3) Years w/No Renewals
Begin Date (mm/dd/yyyy): 02/28/2015
End Date (mm/dd/yyyy): 02/27/2018
Renewal Options: N/A - Proprietary
JSEB Requirement: N/A
Comments on JSEB Requirements: N/A – Specialty Services

Background/Recommendations:

On 1/12/2015 the original Proprietary award was approved by Awards Committee to Oracle America Inc. in the amount of \$4,095,941.30 for Oracle EXADATA/EXALOGIC Hardware for support of Oracle Applications in the 12 to 6 initiative.

On 8/7/2015 a less than 5% change order for \$125,501.88 in support of professional services to implement and prepare the environment for JEA applications.

On 8/21/2015 a less than 5% change order for \$159,739.12 in support of professional services to implement and prepare the environment for JEA applications.

On 11/19/2015 a change order for \$308,378.10 was approved by awards committee for Oracle EBS 12.1.3 to 12.2.5 Upgrade including implementation of Oracle EAM.

This change order is a request to increase the contract in the amount of \$986,221.24 due to the Oracle Executive Steering Committee approving an extension of the EXADATA/EXALOGIC Hardware build, EBS 12.1.3 upgrade to 12.2.5, including EAM Implementation to Q2 FY17. This requires additional hardware and professional services to continue with the implementation and preparation of the environment for JEA Essential Business System applications.

The costs include additional labor costs of \$393,499.90, as well as the procurement of hardware of \$265,119.35(ZFS Appliance / Additional RAM) required now to complete the buildout of the EXA engineered system including the EBS Upgrade in the EXADATA/EXALOGIC platform. These costs are to be covered by project 8003722. The change order also includes the appropriation of \$327,601.99 funds for initiating Advanced Monitoring & Resolution support in FY17. These costs are to be covered by project 8002532. A summary of costs are shown in the table below.

<i>Oracle ACS EXA EBS Build Changes Professional Services</i>	<i>\$393,499.90 – includes Design Doc / Services thru Feb 2017</i>
<i>RAM</i>	<i>\$ 25,613.35</i>
<i>ZFS Appliances</i>	<i>\$239,506.00 - discounted pricing</i>
<i>AM&R</i>	<i>\$327,601.99 - (Planned FY17 purchase)</i>
<i>Change Order Amount</i>	<i>\$986,221.24</i>

JEA previously purchased the Oracle EXADATA / EXALOGIC Engineered solution as a replacement for our existing commodity based infrastructure. This change order specifically addresses services required to construct the Oracle E-Business Suite (EBS) 12.2.5 infrastructure within the EXADATA/EXALOGIC platform. This will be a replacement for the current Oracle EBS 12.1.3 commodity based infrastructure. The implementation of the EXADATA / EXALOGIC Engineered solution provides JEA with the following benefits:

- Database performance improvements;
- Improved failover capabilities with our secondary site (SOCC);
- Reduction of outage schedules due to the online patching capabilities native to Oracle 12.2.5.

This request is a Proprietary award since the Oracle Hardware is specifically designed for the applications it will be used for at JEA, which will provide total cost of ownership savings to JEA's customers. The supporting ordering documents and quotes include a 20% discount provided by Oracle as a direct result of the significant investment JEA has made by the purchase of the Oracle EXADATA / EXALOGIC Engineered System.

JEA may require additional support for subsequent capital projects beyond the Oracle EBS 12.2.5 deployment. For example, the migration of Oracle Service Oriented Architecture (SOA) is planned for FY2017. Pending the success of the FY16/FY17 planned projects, future hardware augmentations of the platform (storage, processors, etc.) may be planned for FY17/FY18.

Request approval to award a contract to Oracle America, Inc., for the Oracle Engineered System in the amount of \$986,221.24 for a new not-to-exceed amount of \$5,675,781.64, subject to the availability of lawfully appropriated funds.

Manager:

Director: Edgar, Cindy L. - Director, Technology Infrastructure

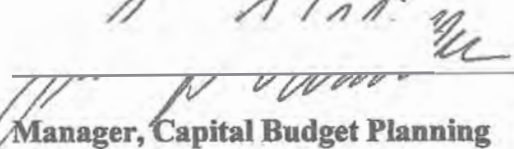
VP: Cosgrave, Paul J. - Interim Chief Information Officer

APPROVALS:


_____ 6-2-16

Chairman, Awards Committee

Date


_____ 6/2/16

Manager, Capital Budget Planning

Date

**Formal Bid and Award System**

Award #12 November 19, 2015

Type of Award Request: CHANGE ORDER
Request #: 472
Requestor Name: Owens, Katura E. - Mgr Technology Project Mgmt
Requestor Phone: (904) 665-4215
Project Title: Oracle EBS 12.1.3 to 12.2.4 Upgrade, including Implementation of Oracle EAM
Project Number: 8002532
Project Location: JEA
Funds: Capital
Award Estimate: \$308,378.10

Description of Request:

Oracle EBS 12.1.3 to 12.2.4 Upgrade, including the Implementation of Oracle EAM's, required deployment in the new EXADATA, EXALOGIC Infrastructure.

Requesting increase to the CPA FOR ORACLE ENGINEERED HARDWARE: EXADATA, EXALOGIC HARDWARE FOR SUPPORT OF ORACLE APPS IN THE 12 TO 6 INITIATIVE in the amount of \$308,378.10.

Requisition Number:

JEA IFB/RFP/State/City/GSA#: 142971
Purchasing Agent: Woyak, Nathan J
Is this a ratification?: NO
If yes, explain:

RECOMMENDED AWARDEE(S):

Name	Contact Name	Address	Phone	Fax	Amount
ORACLE AMERICA INC	ANTHONY JOHNSON	500 ORACLE PKWY, PO BOX 659603, REDWOOD SHORES CA 94065	(650) 633-4178	(650) 633-2168	\$308,378.10

Amount of Original Award: \$4,095,941.30
Date of Original Award: 02/26/2015
Change Order Amount: \$308,378.10

List of Previous Change Order/Amendments:

Change Order	
8/7/15 Less than 5% Admin Increase	\$125,501.88
8/21/15 5%Admin Increase	\$159,739.12

New Not-To-Exceed Amount: \$4,689,560.40
Length of Contract/PO Term: Three (3) Years w/No Renewals
Begin Date (mm/dd/yyyy): 02/28/2015
End Date (mm/dd/yyyy): 02/27/2018
Contract/PO Detail:
Renewal Options: N/A - Proprietary
JSEB Requirement: N/A
Comments on JSEB Requirements:

Background/Recommendations:

The items in the original award were presented and approved by JEA's Technology Projects Committee on January 12, 2015. This request is for a Proprietary award since the Oracle Hardware is specifically designed for the applications it will be used for at JEA which will provide total cost of ownership savings to JEA's customers.

Two (2) administrative increases have been applied to the original award, both in support of professional services to implement/prepare the environment for JEA applications.

JEA previously purchased the Oracle EXADATA / EXALOGIC engineered solution as a replacement for our existing commodity based infrastructure. This change order specifically addresses services required to construct the Oracle E-Business Suite (EBS) 12.2.4 infrastructure within the EXADATA EXALOGIC platform. This will be a replacement for the current Oracle EBS 12.1.3 commodity based infrastructure. The implementation of the EXADATA / EXALOGIC engineered solution provides JEA with benefits:

- Database performance improvements;
- Improved failover capabilities with our secondary site (SOCC);
- Reduction of outage schedules due to the online patching capabilities native to Oracle 12.2.4

The supporting ordering document for this effort includes a twenty percent (20%) discount provided by Oracle as a direct result of the significant investment JEA has

made by the purchase of the Oracle EXADATA / EXALOGIC engineered system.

The EXADATA EXALOGIC platform is new to JEA; it is new technology and a completely new toolset. JEA may require additional support for subsequent capital projects beyond the Oracle EBS 12.2.4 deployment. For example, the migration of Oracle Service Oriented Architecture (SOA) is planned for summer 2016. Pending the success of the FY16 planned projects, future hardware augmentations of the platform (storage, processors, etc.) may be planned for FY17.

Request approval to award a change order to Oracle America, Inc. for the Oracle engineered hardware infrastructure and support thereof in the amount of \$308,378.10, for a new not-to-exceed amount of \$4,689,560.40, subject to the availability of lawfully appropriated funds.

Manager:

Director: Selders, Steve G. - Director, IT Project Mgmt Services

VP: Cosgrave, Paul J. - Interim Chief Information Officer

APPROVALS:


_____ 11-19-15
Chairman, Awards Committee **Date**


_____ 11-19-15
Manager, Capital Budget Planning **Date**



Formal Bid and Award System

Award #2

February 26, 2015

Award #:
Type of Award Request: PROPRIETARY
Request #: 227
Requestor Name: Selders, Steve G. - Director, IT Project Mgmt Services
Requestor Phone: (904) 665-6597
Project Title: Oracle Engineered Hardware and Software Systems: Oracle Exadata and Exalogic Hardware for Support of Oracle Applications in the 12-to-6 Initiative.
Project Number: Multiple
Project Location: JEA
Funds: Capital and O&M
Award Estimate: \$4,500,000

Description of Request:

This effort is to procure the Oracle engineered hardware infrastructure, software, associated training, and O&M Maintenance for years 2 & 3. It includes Exadata and Exalogic hardware for QA/Test, Production, and Disaster Recovery environments. This infrastructure will house multiple Oracle applications, including Oracle IDM and Oracle eBusiness Suite (planned for FY15). This purchase supports the strategic IT direction of systems consolidation (12-to-6).

Total award is \$4,095,941.30 and breaks down as follows:

Description	Capital Amount (FY15)	O&M Amount Year 2	O&M Amount Year 3	Total Award
Software	\$1,741,164.48	\$313,980.48	\$313,980.48	
Engineered Systems- CC3	\$939,545.52	\$93,646.89	\$93,646.89	
Engineered Systems- SOCC	\$439,072.38	\$43,452.09	\$43,452.09	
Oracle University Training	\$75,000.00			
TOTAL	\$3,194,782.38	\$451,079.46	\$451,079.46	\$4,096,941.30

Requisition Number:
JEA IFB/RFP/State/City/GSA#:
Purchasing Agent:
Is this a Ratification?:
If yes, explain:

Oracle Master Agreement

Woyak, Nathan J

N/A

142971

RECOMMENDED AWARDEE(S):

Name	Contact Name	Address	Phone	Amount
ORACLE AMERICA INC	DON VOYLES	500 ORACLE PKWY, PO BOX 659603, REDWOOD SHORES CA 94065	(678) 481-6221	\$4,095,941.30

Amount for entire term of Contract/PO:	\$4,095,941.30
Award Amount for remainder of this FY:	\$3,193,782.38
Length of Contract/PO Term:	Three (3) Year Term
Begin Date (mm/dd/yyyy):	02/28/2015
End Date (mm/dd/yyyy):	02/27/2018
Renewal Options:	N/A
JSEB Requirement:	N/A

Background/Recommendations:

The items in this award were presented and approved by JEA's Technology Projects Committee on January 12, 2015. This request is for a Proprietary award since the Oracle Hardware is specifically designed for the applications it will be used for at JEA which will provide total cost of ownership savings to JEA's customers.

The pricing for these services is supported with the following information. As compared to the Oracle retail prices published on Oracle's web site, JEA is receiving a 25% discount on the hardware and a 70% discount on the software. The ongoing maintenance of the hardware and software is similarly discounted; Oracle's maintenance is 22% of the license cost for software, and 12% of the license cost for software. These maintenance fees will remain flat (0% increases) over the life of this contract. After 3 years, JEA will have an opportunity to renegotiate these fees, in the context of future Oracle purchases. When compared to our past transactions with Oracle, this is the ballpark discount we receive for software. For instance, on two separate purchases for software last year, we received a 65% discount on one deal, and a 72% discount on the other. JEA also had this pricing independently verified by analysts from Gartner who have access to shared knowledge and experiences from their clients in IT services worldwide, and they determined the pricing to be fair and in-line or better than other comparable situations. Additional information supporting the pricing for this award is provided in the attached email.

This award will also provide JEA with the following items negotiated into the purchase price:

- Oracle will absorb freight charges (~\$10,000) for delivery of hardware to CC3 and SOCC
- JEA will receive a "price hold" on future software purchases for the Oracle Utilities Suite and Webcenter software at a discount of 68% (typical discounts are ~65%). Both the Utilities Suite and Webcenter softwares are on JEA's technology roadmap.
- Maintenance on JEA's current eBusiness Suite software will "flat line" for the next three (3) years at 0% increases. This saves JEA approximately \$65,000 over the current 3-year eBusiness Suite maintenance contract.
- JEA will receive QA/Dev licenses for two (2) products in our OBIEE software suite, for which we were

currently out of compliance. The cost of these licenses will be absorbed by Oracle.

Request approval to award a contract to Oracle America, Inc. for the Oracle engineered hardware infrastructure in the amount of \$4,095,941.30, subject to the availability of lawfully appropriated funds.

Manager:

Director:

VP:

Cosgrave, Paul J. - Interim Chief Information Officer

APPROVALS:

 _____ 2-26-15
Chairman, Awards Committee Date

 _____ 2-26-15
Manager, Capital Budget Planning Date

Certification of Single Source or Emergency Procurement

Please use this form to certify a Single Source or Emergency Procurement complies with the requirements of the JEA Procurement Code. The JEA Procurement Code defines a Single Source and Emergency Procurement as follows:

3-112 Single Source

A Contract may be awarded for Supplies or Services as a Single Source when, pursuant to the Operational Procedures, the Chief Procurement Officer determines that:

- (a) there is only one justifiable source for the required Supplies or Services;
- (b) the Supplies or Services must be a certain type, brand, make or manufacturer due to the criticality of the item or compatibility within a JEA utility system, and such Supplies or Services may not be obtained from multiple sources such as distributors;
- (c) the Services are a follow-up of Services that may only be done efficiently and effectively by the Vendor that rendered the initial Services to JEA, provided the Procurement of the initial Services was competitive;
- (d) at the conclusion of a Pilot Project under Section 3-118 of this Code, the Procurement of Supplies or Services tested during the Pilot Project, provided the Vendor was competitively selected for the Pilot Project.

3-113 Emergency Procurements

In the event of an Emergency, the Chief Procurement Officer may make or authorize an Emergency Procurement, provided that Emergency Procurements shall be made with as much competition as practicable under the circumstances. A written Determination of the basis for the Emergency and for the selection of the particular Vendor shall be included in the Procurement file.

For purposes of this Section 3-113, an "Emergency" means any one of the following:

- (a) a reasonably unforeseen breakdown in machinery;
- (b) an interruption in the delivery of an essential governmental service or the development of a circumstance causing a threatened curtailment, diminution, or termination of an essential service;
- (c) the development of a dangerous condition causing an immediate danger to the public health, safety, or welfare or other substantial loss to JEA;
- (d) an immediate danger of loss of public or private property;
- (e) the opportunity to secure significant financial gain, to avoid delays to any Governmental Entity or avoid significant financial loss through immediate or timely action; or (f) a valid public emergency certified by the Chief Executive Officer.

Please provide the following information:

1. Vendor Name:

ORACLE AMERICA, INC.

2. Description of Services or Supplies provide by Vendor:

Migrate the ebusiness suite (EBS) and Integrated SOA Gateway (ISG) application from Oracle Exa platform on premise to Oracle Cloud Infrastructure (OCI) Infrastructure as a Service (IaaS) to comply with regulatory compliance. JEA's existing Exadata and Exalogic environment includes hardware and software for QA/test, production, and disaster recovery environments. This leverages JEA's current Oracle Master Services Agreement (MSA) that provides the lifting and shifting of JEA's current on premise footprint to Oracle's Cloud Infrastructure (OCI).

Award #5 Supporting Documents 10/03/24

3. Certification:

I the undersigned certify that to the best of my knowledge, no JEA employee has, either directly or indirectly, a financial interest in this Single Source Emergency Procurement, and

I the undersigned certify that this procurement meets the requirements of a (choose one of the following):

X **Single Source Procurement.** Please state which subsection of Section 3-112 above applies to this Single (a) Source Procurement: (a) there is only one justifiable source for the required Supplies or Services;

OR

Emergency Procurement - Please state which subsection of Section 3-113 above applies to this Emergency Procurement: _____

Katura E. Owens

10 Mar 22

Signature of JEA Business Unit Manager

Date

This certification shall be attached to the Purchase Order when it is routed for approval. A Single Source or Emergency Procurement shall be reported to the JEA Board in accordance with Section 1-110 of the JEA Procurement Code.



ORDERING DOCUMENT

Oracle America, Inc.
 500 Oracle Parkway
 Redwood Shores, CA
 94065

Name	JEA	Contact	Katura Owens
Address	21 W. Church Street Jacksonville, FL 32221 JACKSONVILLE FL 32202	Phone Number	+1 (904) 665-4215
		Email Address	keowens@jea.com

Replenish

Services Period: 12 months					
Cloud Services	Data Center Region	Period	Quantity	Term	Funded Allocation Value
B88206 - Oracle PaaS and IaaS Universal Credits	Customer Selected	Annual	843074	1.0-12.0 mo	843,074.00
Subtotal					843,074.00

Fee Description	Net Fee
Cloud Services Fees	0.00
Net Fees	0.00
Funded Allocation Value	843,074.00
Total Fees	0.00

Rate Card Pricing for IaaS/PaaS Public Cloud Services

B88206 - Oracle PaaS and IaaS Universal Credits

Cloud Service Category Discounts

Cloud Service Category	Discount %
Roving Edge Services	10
Management Cloud Service	10
Application Development Cloud Service	10
Big Data Cloud Service	10
Content Management Cloud Service	10
Analytics Cloud Service	10
Storage Cloud Service	10
Enterprise Integration Cloud Service	10
Security and Identity Management Cloud Service	10
Data Integration Cloud Service	10
Compute Cloud Service	10
Network Cloud Service	10
Data Management Cloud Service	10
Not Discount Eligible	0

Usage Item Description	Metric	List Price	Discount %	Unit Net Price	Overage Net Unit Price
Roving Edge Services			10		
B109492 - Roving Edge Device-RED.2 Compute	Resource Possession Per Day	80.0	10	72.00	80.0
B109493 - Roving Edge Device-RED.2 GPU	Resource Possession Per Day	100.0	10	90.00	100.0
B109494 - Roving Edge Device-RED.2.STG Storage	Resource Possession Per Day	95.0	10	85.5	95.0
B109496 - Roving Edge Device-RED.2 Ruggedized Case	Resource Possession Per Day	10.0	10	9.00	10.0
B92615 - Roving Edge Device-Compute Optimized-Ruggedized	Resource Possession Per Day	160.0	10	144.00	160.0
B93039 - Roving Edge Device-Compute Optimized-Standard	Resource Possession Per Day	160.0	10	144.00	160.0
B95228 - Roving Edge Ultra	Resource Possession Per Day	45.0	10	40.5	45.0
Management Cloud Service			10		

Award #5 Supporting Documents 10/03/24

Usage Item Description	Metric	List Price	Discount %	Unit Net Price	Overage Net Unit Price
B108773 - Oracle Cloud Infrastructure-SQL Watch External DB	Host CPU Core Per Month	40.0	10	36.00	36.00
B109358 - Oracle Cloud Infrastructure-MySQL Database-Oracle Ops Insights for MySQL HeatWave	OCPU Per Hour	0.015	10	0.0135	0.0135
B109359 - Oracle Cloud Infrastructure-MySQL Database-Oracle Ops Insights for MySQL HeatWave	ECPUs Per Hour	0.0075	10	0.00675	0.00675
B110475 - Oracle-Cloud Infrastructure-Fleet Application Management Service	1 Managed Resource Per Month 0 - 25	0.0	10	0.00	0.00
	1 Managed Resource Per Month 25 - 9999999999999999	2.604	10	2.3436	2.3436
B92809 - Oracle Cloud Infrastructure Logging Analytics-Archival Storage	Logging Analytics Storage Unit Per Hour	0.02	10	0.018	0.018
B92888 - Oracle Cloud Infrastructure Ops Insights for Oracle Autonomous Databases-Basic	OCPU Per Hour	0.0	10	0.00	0.00
B92889 - Oracle Cloud Infrastructure Ops Insights for Cloud Databases	OCPU Per Hour	0.015	10	0.0135	0.0135
B92890 - Oracle Cloud Infrastructure Ops Insights for External Oracle Databases and Host	Host CPU Core Per Hour	0.015	10	0.0135	0.0135
B92940 - Oracle Cloud Infrastructure Application Performance Monitoring Service-Tracing Data-Free	1,000 Events Per Hour	0.0	10	0.00	0.00
B92941 - Oracle Cloud Infrastructure Application Performance Monitoring Service-Tracing Data	100,000 Events Per Hour	0.65	10	0.585	0.585
B92942 - Oracle Cloud Infrastructure Application Performance Monitoring Service-Synthetic Usage	10 Monitor Runs Per Hour	0.02	10	0.018	0.018
B93082 - Oracle Cloud Infrastructure-Database Management-External DB BYOL	Host CPU Core Per Hour	0.025	10	0.0225	0.0225
B93083 - Oracle Cloud Infrastructure-Database Management-External DB	Host CPU Core Per Hour	0.05	10	0.045	0.045

Award #5 Supporting Documents 10/03/24

Usage Item Description	Metric	List Price	Discount %	Unit Net Price	Overage Net Unit Price
B93426 - Oracle Cloud Infrastructure-Database Management-Cloud Databases	OCPU Per Hour	0.05	10	0.045	0.045
B93705 - Oracle Cloud Infrastructure Ops Insights for Warehouse-Extract	Gigabyte Per Month	2.0	10	1.8	1.8
B93706 - Oracle Cloud Infrastructure Ops Insights for Warehouse-Instance	OCPU Per Hour	0.5377	10	0.48393	0.48393
B95634 - Oracle Cloud Infrastructure Logging Analytics-Active Storage	Logging Analytics Storage Unit Per Month 0 - 35	372.0	10	334.8	334.8
	Logging Analytics Storage Unit Per Month 35 - 103	260.4	10	234.36	234.36
	Logging Analytics Storage Unit Per Month 103 - 9999999999999999	223.2	10	200.88	200.88
B96199 - Oracle Cloud Infrastructure Ops Insights for Oracle Autonomous Databases-Basic	ECPU Per Hour	0.0	10	0.00	0.00
B96200 - Oracle Cloud Infrastructure-Database Management-Autonomous Databases-ECPU	ECPU Per Hour	0.025	10	0.0225	0.0225
B96629 - Oracle Cloud Infrastructure-Application Performance Monitoring Service-Synthetic Usage-Free	10 Monitor Runs Per Hour	0.0	10	0.00	0.00
B97140 - Oracle Cloud Infrastructure Ops Insights for Oracle Autonomous Databases-Full	ECPU Per Hour	0.0075	10	0.00675	0.00675
B99259 - Oracle Cloud Infrastructure-Application Performance Monitoring Service-Stack Monitoring-Enterprise Edition	10 Monitored Resources Per Hour	0.38	10	0.342	0.342
Application Development Cloud Service			10		
B108130 - Oracle Backend for Spring Boot and Microservices-Standard Edition-Marketplace	Each	0.0	10	0.00	0.00
B89646 - Oracle Visual Builder	OCPU Per Hour	1.2365	10	1.11285	1.11285
B90203 - Oracle Visual Builder Studio-Additional Storage	Gigabyte Storage Capacity Per Month	1.6	10	1.44	1.44
B90260 - Oracle Digital Assistant Cloud Service					

Award #5 Supporting Documents 10/03/24

Usage Item Description	Metric	List Price	Discount %	Unit Net Price	Overage Net Unit Price
B90304 - Oracle Mobile Hub Cloud Service	Request	0.0232	10	0.02088	0.02088
B91346 - Oracle WebLogic Server Enterprise Edition for Oracle Cloud Infrastructure	Request	0.0028	10	0.00252	0.00252
B91347 - Oracle WebLogic Suite for Oracle Cloud Infrastructure	OCPU Per Hour	0.2581	10	0.23229	0.23229
B92302 - Oracle Cloud Infrastructure-Blockchain Platform Cloud Service-Standard	OCPU Per Hour	0.4646	10	0.41814	0.41814
B92303 - Oracle Cloud Infrastructure-Blockchain Platform Cloud Service-Enterprise	OCPU Per Hour	0.215	10	0.1935	0.1935
B92304 - Oracle Cloud Infrastructure-Blockchain Platform Cloud Service-Storage	OCPU Per Hour	0.4301	10	0.38709	0.38709
B92305 - Oracle Cloud Infrastructure-Blockchain Platform Cloud Service-Enterprise-BYOL	Terabyte Storage Capacity Per Month	70.4	10	63.36	63.36
B92913 - Oracle WebLogic Server Enterprise Edition for Oracle Cloud Infrastructure Container Engine for Kubernetes	OCPU Per Hour	0.3226	10	0.29034	0.29034
B92914 - Oracle WebLogic Server Suite for Oracle Cloud Infrastructure Container Engine for Kubernetes	OCPU Per Hour	0.2581	10	0.23229	0.23229
B96582 - Oracle Tuxedo for Oracle Cloud Infrastructure	OCPU Per Hour	0.4646	10	0.41814	0.41814
B96583 - Oracle Tuxedo Enterprise Edition for Oracle Cloud Infrastructure	OCPU Per Hour	0.5433	10	0.48897	0.48897
B96584 - Oracle Tuxedo Mainframe Modernization Runtimes for Oracle Cloud Infrastructure	OCPU Per Hour	0.8149	10	0.73341	0.73341
	OCPU Per Hour	1.0866	10	0.97794	0.97794
Big Data Cloud Service			10		
B108080 - Oracle Cloud Infrastructure Generative AI-Large Meta	10,000 Transactions	0.015	10	0.0135	0.0135
B108085 - Oracle Cloud Infrastructure Generative AI-Large Meta-Dedicated	AI Unit Per Hour	12.0	10	10.8	10.8
B108711 - Oracle Cloud Infrastructure-Language-Dedicated Inferencing-Healthcare	Inferencing Unit Hour	20.0	10	18.00	18.00
B93423 - Oracle Cloud AI Services-Language-Pre-trained Inferencing					

Award #5 Supporting Documents 10/03/24

Usage Item Description	Metric	List Price	Discount %	Unit Net Price	Overage Net Unit Price
	1,000 Transactions 0 - 5	0.0	10	0.00	0.00
	1,000 Transactions 5 - 9999999999999999	0.25	10	0.225	0.225
B93555 - Oracle Big Data Service	OCPU Per Hour	0.015	10	0.0135	0.0135
B94282 - Oracle Cloud Infrastructure-DataLabeling	Annotated Data Record 0 - 1000	0.0	10	0.00	0.00
	Annotated Data Record 1000 - 9999999999999999	0.0002	10	0.00018	0.00018
B94896 - Oracle Cloud Infrastructure-Speech	Transcription Hour 0 - 5	0.0	10	0.00	0.00
	Transcription Hour 5 - 9999999999999999	0.5	10	0.45	0.45
B94973 - Oracle Cloud Infrastructure-Vision-ImageAnalysis	1,000 Transactions 0 - 5	0.0	10	0.00	0.00
	1,000 Transactions 5 - 9999999999999999	0.25	10	0.225	0.225
B94974 - Oracle Cloud Infrastructure-Vision-OCR	1,000 Transactions 0 - 5	0.0	10	0.00	0.00
	1,000 Transactions 5 - 9999999999999999	1.0	10	0.9	0.9
B94977 - Oracle Cloud Infrastructure-Vision-Custom Training	Training Hour 0 - 15	0.0	10	0.00	0.00
	Training Hour 15 - 9999999999999999	1.5	10	1.35	1.35
B95917 - Oracle Cloud Infrastructure-Language-Custom Inferencing	1000 Transactions	3.5	10	3.15	3.15
B95918 - Oracle Cloud Infrastructure-Language-Custom Inferencing-Dedicated	InferencingUnit Hour 0 - 15	0.0	10	0.00	0.00
	InferencingUnit Hour 15 - 9999999999999999	1.5	10	1.35	1.35
B95919 - Oracle Cloud Infrastructure-Language-Custom Training	Training Hour 0 - 15	0.0	10	0.00	0.00
	Training Hour 15 - 9999999999999999	1.5	10	1.35	1.35
B95920 - Oracle Cloud Infrastructure-Language-Text Translation	1000 Transactions 0 - 1	0.0	10	0.00	0.00

Award #5 Supporting Documents 10/03/24

Usage Item Description	Metric	List Price	Discount %	Unit Net Price	Overage Net Unit Price
B96110 - Oracle Cloud Infrastructure-Document Understanding-OCR	1000 Transactions 1 - 9999999999999999	10.0	10	9.00	9.00
	1,000 Transactions 0 - 5	0.0	10	0.00	0.00
	1,000 Transactions 5 - 9999999999999999	1.0	10	0.9	0.9
B96111 - Oracle Cloud Infrastructure-Document Understanding-Document Properties	1,000 Transactions 0 - 5	0.0	10	0.00	0.00
	1,000 Transactions 5 - 9999999999999999	0.25	10	0.225	0.225
B96112 - Oracle Cloud Infrastructure-Document Understanding-Document Extraction	1,000 Transactions 0 - 5	0.0	10	0.00	0.00
	1,000 Transactions 5 - 9999999999999999	10.0	10	9.00	9.00
B96113 - Oracle Cloud Infrastructure-Document Understanding-Custom Training	Training Hour 0 - 15	0.0	10	0.00	0.00
	Training Hour 15 - 9999999999999999	1.5	10	1.35	1.35
B97193 - Oracle Cloud Infrastructure-Document Understanding-Custom Document Properties	1,000 Transactions 0 - 5	0.0	10	0.00	0.00
	1,000 Transactions 5 - 9999999999999999	1.5	10	1.35	1.35
B97194 - Oracle Cloud Infrastructure-Document Understanding-Custom Document Extraction	1,000 Transactions 0 - 5	0.0	10	0.00	0.00
	1,000 Transactions 5 - 9999999999999999	30.0	10	27.00	27.00
Content Management Cloud Service			10		
B108776 - WebCenter Imaging For Oracle Cloud Infrastructure	OCPU Per Hour	0.6394	10	0.57546	0.57546
B108777 - WebCenter Enterprise Capture For Oracle Cloud Infrastructure	OCPU Per Hour	0.417	10	0.3753	0.3753
B108778 - WebCenter Enterprise Capture Standard Edition For Oracle Cloud Infrastructure	OCPU Per Hour	0.2085	10	0.18765	0.18765
B108779 - WebCenter Sites For Oracle Cloud Infrastructure	OCPU Per Hour	0.695	10	0.6255	0.6255

Award #5 Supporting Documents 10/03/24

Usage Item Description	Metric	List Price	Discount %	Unit Net Price	Overage Net Unit Price
B108780 - WebCenter Sites Satellite Server For Oracle Cloud Infrastructure	OCPU Per Hour	0.1738	10	0.15642	0.15642
B108781 - WebCenter Portal For Oracle Cloud Infrastructure	OCPU Per Hour	0.8688	10	0.78192	0.78192
B108782 - WebCenter Forms Recognition For Oracle Cloud Infrastructure	OCPU Per Hour	0.695	10	0.6255	0.6255
B108783 - WebCenter Content For Oracle Cloud Infrastructure	OCPU Per Hour	1.1989	10	1.07901	1.07901
B108784 - WebCenter Universal Content Management For Oracle Cloud Infrastructure	OCPU Per Hour	0.7993	10	0.71937	0.71937
B89969 - Oracle Content and Experience Cloud Service-Standard	Active User Per Hour	0.15	10	0.135	0.135
B89970 - Oracle Content and Experience Cloud Service-Enterprise	Active User Per Hour	0.45	10	0.405	0.405
B89971 - Oracle Content and Experience Cloud Service-Visitor	Active User Per Hour	0.0101	10	0.00909	0.00909
B91210 - Oracle Content Management	5,000 Assets Per Month 0 - 1	640.0	10	576.00	576.00
	5,000 Assets Per Month 1 - 3	640.0	10	576.00	576.00
	5,000 Assets Per Month 3 - 100	172.0	10	154.8	154.8
	5,000 Assets Per Month 100 - 9999999999999999	32.0	10	28.8	28.8
B91211 - Oracle Content Management-Outbound Data Transfer	Gigabyte Outbound Data Transfer Per Month	0.04	10	0.036	0.036
B92637 - Oracle Content Management-BYOL	5000 Assets Per Month 0 - 10	120.0	10	108.00	108.00
	5000 Assets Per Month 10 - 200	60.0	10	54.00	54.00
	5000 Assets Per Month 200 - 10000	30.0	10	27.00	27.00
	5000 Assets Per Month 10000 - 999999999	3.6	10	3.24	3.24
B93411 - Oracle Content Management-Starter Edition					

Award #5 Supporting Documents 10/03/24

Usage Item Description	Metric	List Price	Discount %	Unit Net Price	Average Net Unit Price
	5000 Assets Per Month 0 - 1	0.0	10	0.00	0.00
	5000 Assets Per Month 1 - 3	75.0	10	67.5	67.5
	5000 Assets Per Month 3 - 9999999999999999	400.0	10	360.00	360.00
B95279 - Media Services-Media Flow-Standard-H264-SD-Below 30fps	Minute of Output Media Content	0.001	10	0.0009	0.0009
B95280 - Media Services-Media Flow-Standard-H264-SD-Above 30fps and Below 60fps	Minute of Output Media Content	0.002	10	0.0018	0.0018
B95281 - Media Services-Media Flow-Standard-H264-SD-Above 60fps and Below 120fps	Minute of Output Media Content	0.003	10	0.0027	0.0027
B95282 - Media Services-Media Flow-Standard-H264-HD-Below 30fps	Minute of Output Media Content	0.003	10	0.0027	0.0027
B95283 - Media Services-Media Flow-Standard-H264-HD-Above 30fps and Below 60fps	Minute of Output Media Content	0.004	10	0.0036	0.0036
B95284 - Media Services-Media Flow-Standard-H264-HD-Above 60fps and Below 120fps	Minute of Output Media Content	0.01	10	0.009	0.009
B95285 - Media Services-Media Flow-Standard-H264-4k-Below 30fps	Minute of Output Media Content	0.015	10	0.0135	0.0135
B95286 - Media Services-Media Flow-Standard-H264-4k-Above 30fps and Below 60fps	Minute of Output Media Content	0.018	10	0.0162	0.0162
B95287 - Media Services-Media Flow-Standard-H264-4k-Above 60fps and Below 120fps	Minute of Output Media Content	0.036	10	0.0324	0.0324
B95288 - Media Services-Media Flow-Standard-VP8-SD-Below 30fps	Minute of Output Media Content	0.003	10	0.0027	0.0027
B95289 - Media Services-Media Flow-Standard-VP8-SD-Above 30fps and Below 60fps	Minute of Output Media Content	0.004	10	0.0036	0.0036

Award #5 Supporting Documents 10/03/24

Usage Item Description	Metric	List Price	Discount %	Unit Net Price	Overage Net Unit Price
B95290 - Media Services-Media Flow-Standard-VP8-SD-Above 60fps and Below 120fps	Minute of Output Media Content	0.007	10	0.0063	0.0063
B95291 - Media Services-Media Flow-Standard-VP8-HD-Below 30fps	Minute of Output Media Content	0.008	10	0.0072	0.0072
B95292 - Media Services-Media Flow-Standard-VP8-HD-Above 30fps and Below 60fps	Minute of Output Media Content	0.01	10	0.009	0.009
B95293 - Media Services-Media Flow-Standard-VP8-HD-Above 60fps and Below 120fps	Minute of Output Media Content	0.015	10	0.0135	0.0135
B95294 - Media Services-Media Flow-Standard-VP8-4k-Below 30fps	Minute of Output Media Content	0.036	10	0.0324	0.0324
B95295 - Media Services-Media Flow-Standard-VP8-4k-Above 30fps and Below 60fps	Minute of Output Media Content	0.04	10	0.036	0.036
B95296 - Media Services-Media Flow-Standard-VP8-4k-Above 60fps and Below 120fps	Minute of Output Media Content	0.05	10	0.045	0.045
B95297 - Media Services-Media Flow-Standard-H265VP9-SD-Below 30fps	Minute of Output Media Content	0.005	10	0.0045	0.0045
B95298 - Media Services-Media Flow-Standard-H265VP9-SD-Above 30fps and Below 60fps	Minute of Output Media Content	0.007	10	0.0063	0.0063
B95299 - Media Services-Media Flow-Standard-H265VP9-SD-Above 60fps and Below 120fps	Minute of Output Media Content	0.012	10	0.0108	0.0108
B95300 - Media Services-Media Flow-Standard-H265VP9-HD-Below 30fps	Minute of Output Media Content	0.01	10	0.009	0.009
B95301 - Media Services-Media Flow-Standard-H265VP9-HD-Above 30fps and Below 60fps	Minute of Output Media Content	0.02	10	0.018	0.018
B95302 - Media Services-Media Flow-Standard-H265VP9-HD-Above 60fps and Below 120fps					

Award #5 Supporting Documents 10/03/24

Usage Item Description	Metric	List Price	Discount %	Unit Net Price	Overage Net Unit Price
B95303 - Media Services-Media Flow-Standard-H265VP9-4k-Below 30fps	Minute of Output Media Content	0.03	10	0.027	0.027
B95304 - Media Services-Media Flow-Standard-H265VP9-4k-Above 30fps and Below 60fps	Minute of Output Media Content	0.026	10	0.0234	0.0234
B95305 - Media Services-Media Flow-Standard-H265VP9-4k-Above 60fps and Below 120fps	Minute of Output Media Content	0.05	10	0.045	0.045
B95306 - Media Services-Media Flow-Speed-H264-SD-Below 30fps	Minute of Output Media Content	0.063	10	0.0567	0.0567
B95307 - Media Services-Media Flow-Speed-H264-SD-Above 30fps and Below 60fps	Minute of Output Media Content	0.002	10	0.0018	0.0018
B95308 - Media Services-Media Flow-Speed-H264-SD-Above 60fps and Below 120fps	Minute of Output Media Content	0.003	10	0.0027	0.0027
B95309 - Media Services-Media Flow-Speed-H264-HD-Below 30fps	Minute of Output Media Content	0.004	10	0.0036	0.0036
B95310 - Media Services-Media Flow-Speed-H264-HD-Above 30fps and Below 60fps	Minute of Output Media Content	0.004	10	0.0036	0.0036
B95311 - Media Services-Media Flow-Speed-H264-HD-Above 60fps and Below 120fps	Minute of Output Media Content	0.005	10	0.0045	0.0045
B95312 - Media Services-Media Flow-Speed-H264-4k-Below 30fps	Minute of Output Media Content	0.012	10	0.0108	0.0108
B95313 - Media Services-Media Flow-Speed-H264-4k-Above 30fps and Below 60fps	Minute of Output Media Content	0.018	10	0.0162	0.0162
B95314 - Media Services-Media Flow-Speed-H264-4k-Above 60fps and Below 120fps	Minute of Output Media Content	0.02	10	0.018	0.018
	Minute of Output Media Content	0.04	10	0.036	0.036

Award #5 Supporting Documents 10/03/24

Usage Item Description	Metric	List Price	Discount %	Unit Net Price	Overage Net Unit Price
B95315 - Media Services-Media Flow-Speed-VP8-SD-Below 30fps	Minute of Output Media Content	0.005	10	0.0045	0.0045
B95316 - Media Services-Media Flow-Speed-VP8-SD-Above 30fps and Below 60fps	Minute of Output Media Content	0.006	10	0.0054	0.0054
B95317 - Media Services-Media Flow-Speed-VP8-SD-Above 60fps and Below 120fps	Minute of Output Media Content	0.008	10	0.0072	0.0072
B95318 - Media Services-Media Flow-Speed-VP8-HD-Below 30fps	Minute of Output Media Content	0.012	10	0.0108	0.0108
B95319 - Media Services-Media Flow-Speed-VP8-HD-Above 30fps and Below 60fps	Minute of Output Media Content	0.015	10	0.0135	0.0135
B95320 - Media Services-Media Flow-Speed-VP8-HD-Above 60fps and Below 120fps	Minute of Output Media Content	0.018	10	0.0162	0.0162
B95321 - Media Services-Media Flow-Speed-VP8-4k-Below 30fps	Minute of Output Media Content	0.048	10	0.0432	0.0432
B95322 - Media Services-Media Flow-Speed-VP8-4k-Above 30fps and Below 60fps	Minute of Output Media Content	0.05	10	0.045	0.045
B95323 - Media Services-Media Flow-Speed-VP8-4k-Above 60fps and Below 120fps	Minute of Output Media Content	0.06	10	0.054	0.054
B95324 - Media Services-Media Flow-Speed-H265VP9-SD-Below 30fps	Minute of Output Media Content	0.006	10	0.0054	0.0054
B95325 - Media Services-Media Flow-Speed-H265VP9-SD-Above 30fps and Below 60fps	Minute of Output Media Content	0.008	10	0.0072	0.0072
B95326 - Media Services-Media Flow-Speed-H265VP9-SD-Above 60fps and Below 120fps	Minute of Output Media Content	0.015	10	0.0135	0.0135
B95327 - Media Services-Media Flow-Speed-H265VP9-HD-Below 30fps					

Usage Item Description	Metric	List Price	Discount %	Unit Net Price	Overage Net Unit Price
B95328 - Media Services-Media Flow-Speed-H265VP9-HD-Above 30fps and Below 60fps	Minute of Output Media Content	0.012	10	0.0108	0.0108
B95329 - Media Services-Media Flow-Speed-H265VP9-HD-Above 60fps and Below 120fps	Minute of Output Media Content	0.025	10	0.0225	0.0225
B95330 - Media Services-Media Flow-Speed-H265VP9-4k-Below 30fps	Minute of Output Media Content	0.036	10	0.0324	0.0324
B95331 - Media Services-Media Flow-Speed-H265VP9-4k-Above 30fps and Below 60fps	Minute of Output Media Content	0.05	10	0.045	0.045
B95332 - Media Services-Media Flow-Speed-H265VP9-4k-Above 60fps and Below 120fps	Minute of Output Media Content	0.06	10	0.054	0.054
B95333 - Media Services-Media Flow-Quality-H264-SD-Below 30fps	Minute of Output Media Content	0.075	10	0.0675	0.0675
B95334 - Media Services-Media Flow-Quality-H264-SD-Above 30fps and Below 60fps	Minute of Output Media Content	0.003	10	0.0027	0.0027
B95335 - Media Services-Media Flow-Quality-H264-SD-Above 60fps and Below 120fps	Minute of Output Media Content	0.004	10	0.0036	0.0036
B95336 - Media Services-Media Flow-Quality-H264-HD-Below 30fps	Minute of Output Media Content	0.005	10	0.0045	0.0045
B95337 - Media Services-Media Flow-Quality-H264-HD-Above 30fps and Below 60fps	Minute of Output Media Content	0.005	10	0.0045	0.0045
B95338 - Media Services-Media Flow-Quality-H264-HD-Above 60fps and Below 120fps	Minute of Output Media Content	0.006	10	0.0054	0.0054
B95339 - Media Services-Media Flow-Quality-H264-4k-Below 30fps	Minute of Output Media Content	0.015	10	0.0135	0.0135
	Minute of Output Media Content	0.024	10	0.0216	0.0216

Award #5 Supporting Documents 10/03/24

Usage Item Description	Metric	List Price	Discount %	Unit Net Price	Overage Net Unit Price
B95340 - Media Services-Media Flow-Quality-H264-4k-Above 30fps and Below 60fps	Minute of Output Media Content	0.03	10	0.027	0.027
B95341 - Media Services-Media Flow-Quality-H264-4k-Above 60fps and Below 120fps	Minute of Output Media Content	0.05	10	0.045	0.045
B95342 - Media Services-Media Flow-Quality-VP8-SD-Below 30fps	Minute of Output Media Content	0.006	10	0.0054	0.0054
B95343 - Media Services-Media Flow-Quality-VP8-SD-Above 30fps and Below 60fps	Minute of Output Media Content	0.008	10	0.0072	0.0072
B95344 - Media Services-Media Flow-Quality-VP8-SD-Above 60fps and Below 120fps	Minute of Output Media Content	0.01	10	0.009	0.009
B95345 - Media Services-Media Flow-Quality-VP8-HD-Below 30fps	Minute of Output Media Content	0.015	10	0.0135	0.0135
B95346 - Media Services-Media Flow-Quality-VP8-HD-Above 30fps and Below 60fps	Minute of Output Media Content	0.018	10	0.0162	0.0162
B95347 - Media Services-Media Flow-Quality-VP8-HD-Above 60fps and Below 120fps	Minute of Output Media Content	0.02	10	0.018	0.018
B95348 - Media Services-Media Flow-Quality-VP8-4k-Below 30fps	Minute of Output Media Content	0.054	10	0.0486	0.0486
B95349 - Media Services-Media Flow-Quality-VP8-4k-Above 30fps and Below 60fps	Minute of Output Media Content	0.06	10	0.054	0.054
B95350 - Media Services-Media Flow-Quality-VP8-4k-Above 60fps and Below 120fps	Minute of Output Media Content	0.07	10	0.063	0.063
B95351 - Media Services-Media Flow-Quality-H265VP9-SD-Below 30fps	Minute of Output Media Content	0.03	10	0.027	0.027
B95352 - Media Services-Media Flow-Quality-H265VP9-SD-Above 30fps and Below 60fps					

Award #5 Supporting Documents 10/03/24

Usage Item Description	Metric	List Price	Discount %	Unit Net Price	Overage Net Unit Price
B95353 - Media Services-Media Flow-Quality-H265VP9-SD-Above 60fps and Below 120fps	Minute of Output Media Content	0.045	10	0.0405	0.0405
B95354 - Media Services-Media Flow-Quality-H265VP9-HD-Below 30fps	Minute of Output Media Content	0.06	10	0.054	0.054
B95355 - Media Services-Media Flow-Quality-H265VP9-HD-Above 30fps and Below 60fps	Minute of Output Media Content	0.06	10	0.054	0.054
B95356 - Media Services-Media Flow-Quality-H265VP9-HD-Above 60fps and Below 120fps	Minute of Output Media Content	0.09	10	0.081	0.081
B95357 - Media Services-Media Flow-Quality-H265VP9-4k-Below 30fps	Minute of Output Media Content	0.12	10	0.108	0.108
B95358 - Media Services-Media Flow-Quality-H265VP9-4k-Above 30fps and Below 60fps	Minute of Output Media Content	0.12	10	0.108	0.108
B95359 - Media Services-Media Flow-Quality-H265VP9-4k-Above 60fps and Below 120fps	Minute of Output Media Content	0.18	10	0.162	0.162
B95375 - Media Services-Media Streams	Minute of Output Media Content	0.24	10	0.216	0.216
B95422 - Oracle Content Management-Video Creation Platform-Video Pack (500 Videos	GB of Packaged Content	0.05	10	0.045	0.045
B96502 - Oracle Content Management-Advanced Hosting	500 GB) Per Month	750.0	10	675.00	675.00
B97408 - Oracle Content Management-Sales Accelerator Suite	Instance Per Month	5,200.0	10	4,680.00	4,680.00
	User Per Month 0 - 100	120.0	10	108.00	108.00
	User Per Month 100 - 1000	60.0	10	54.00	54.00
	User Per Month 1000 - 9999999999999999	24.0	10	21.6	21.6
Analytics Cloud Service			10		
B89630 - Oracle Analytics Cloud-Professional	OCPU Per Hour	1.0753	10	0.96777	0.96777
B89631 - Oracle Analytics Cloud-Enterprise					

Award #5 Supporting Documents 10/03/24

Usage Item Description	Metric	List Price	Discount %	Unit Net Price	Overage Net Unit Price
B89636 - Oracle Analytics Cloud-Professional-BYOL	OCPU Per Hour	2.1506	10	1.93554	1.93554
B89637 - Oracle Analytics Cloud-Enterprise-BYOL	OCPU Per Hour	0.3226	10	0.29034	0.29034
B92335 - Essbase for Oracle Cloud Infrastructure	OCPU Per Hour	0.3226	10	0.29034	0.29034
B92682 - Oracle Analytics-Professional	OCPU Per Hour	1.3129	10	1.18161	1.18161
B92683 - Oracle Analytics-Enterprise	User Per Month	16.0	10	14.4	14.4
B94568 - Oracle Analytics Server for Oracle Cloud Infrastructure	User Per Month	80.0	10	72.00	72.00
	OCPU Per Hour	1.75	10	1.575	1.575
Storage Cloud Service			10		
B109546 - Oracle Cloud Infrastructure File Storage Service-High Performance Mount Target	Performance Units Per Gigabyte Per Month	0.3	10	0.27	0.27
B89057 - Oracle Cloud Infrastructure-File Storage	Gigabyte Storage Capacity per Month	0.3	10	0.27	0.27
B90938 - Oracle Cloud Infrastructure-Streaming-PUT or GET	Gigabytes of Data Transferred	0.025	10	0.0225	0.0225
B90939 - Oracle Cloud Infrastructure-Streaming-Storage	Gigabyte Per Hour	0.0002	10	0.00018	0.00018
B91445 - Oracle Cloud Infrastructure-Block Volume-Free	Gigabyte Storage Capacity per Month	0.0	10	0.00	0.00
B91627 - Oracle Cloud Infrastructure-Object Storage-Requests	10,000 Requests per Month 0 - 5	0.0	10	0.00	0.00
	10,000 Requests per Month 5 - 999999999	0.0034	10	0.00306	0.00306
B91628 - Oracle Cloud Infrastructure-Object Storage-Storage	Gigabyte Storage Capacity per Month 0 - 10	0.0	10	0.00	0.00
	Gigabyte Storage Capacity per Month 10 - 999999999	0.0255	10	0.02295	0.02295
B91633 - Oracle Cloud Infrastructure-Archive Storage-Free	Gigabyte Storage Capacity per Month 0 - 10	0.0	10	0.00	0.00

Award #5 Supporting Documents 10/03/24

Usage Item Description	Metric	List Price	Discount %	Unit Net Price	Overage Net Unit Price
B91961 - Oracle Cloud Infrastructure-Block Volume Storage	Gigabyte Storage Capacity per Month 10 - 999999999	0.0026	10	0.00234	0.00234
B91962 - Oracle Cloud Infrastructure-Block Volume Performance	Gigabyte Storage Capacity Per Month	0.0255	10	0.02295	0.02295
B93000 - Oracle Cloud Infrastructure-Infrequent Access Storage-Storage	Performance Units Per Gigabyte Per Month	0.0017	10	0.00153	0.00153
B93001 - Oracle Cloud Infrastructure-Data Retrieval-Storage	Gigabyte Storage Capacity Per Month 0 - 10	0.0	10	0.00	0.00
	Gigabyte Storage Capacity Per Month 10 - 9999999999999999	0.01	10	0.009	0.009
B95410 - Oracle ZFS Storage-High Availability	Gigabyte Storage Retrieved Per Month 0 - 10	0.0	10	0.00	0.00
	Gigabyte Storage Retrieved Per Month 10 - 9999999999999999	0.01	10	0.009	0.009
	Instance Per Hour	1.85	10	1.665	1.665
Enterprise Integration Cloud Service			10		
B109559 - Oracle Integration Cloud Service-Healthcare	5,000 Messages Per Hour	1.9355	10	1.74195	1.74195
B89639 - Oracle Integration Cloud Service-Standard	5K Messages Per Hour	0.6452	10	0.58068	0.58068
B89640 - Oracle Integration Cloud Service-Enterprise	5K Messages Per Hour	1.2903	10	1.16127	1.16127
B89643 - Oracle Integration Cloud Service-Standard-BYOL	20K Messages Per Hour	0.3226	10	0.29034	0.29034
B89644 - Oracle Integration Cloud Service-Enterprise-BYOL	20K Messages Per Hour	0.3226	10	0.29034	0.29034
B92450 - Oracle SOA Suite for Oracle Cloud Infrastructure	OCPU Per Hour	0.7231	10	0.65079	0.65079
B92451 - Oracle SOA Suite for Oracle Cloud Infrastructure-with B2B Adapter for EDI	OCPU Per Hour	1.2071	10	1.08639	1.08639
B95504 - Oracle Cloud Infrastructure Process Automation-User					

Usage Item Description	Metric	List Price	Discount %	Unit Net Price	Overage Net Unit Price
B95505 - Oracle Cloud Infrastructure Process Automation-Execution Pack	Active Process User Per Hour	0.1	10	0.09	0.09
	Execution Pack Per Month 0 - 1	0.0	10	0.00	0.00
	Execution Pack Per Month 1 - 9999999999999999	125.0	10	112.5	112.5
Security and Identity Management Cloud Service			10		
B108188 - Oracle Cloud Infrastructure Cloud Guard Workload Protection Standard	Node Per Hour	0.0069	10	0.00621	0.00621
B108189 - Oracle Cloud Infrastructure Cloud Guard Workload Protection Limited	Node Per Hour	0.0	10	0.00	0.00
B108190 - Oracle Cloud Guard Instance Security Adhoc Queries Enterprise	Request 0 - 950000	0.0	10	0.00	0.00
	Request 950000 - 9999999999999999	0.001	10	0.0009	0.0009
B90328 - Oracle Cloud Infrastructure-Key Management-Private Vault	Virtual Private Vault Per Hour	3.724	10	3.3516	3.3516
B90555 - Oracle Identity Cloud Service-Enterprise User	User Per Month	3.2	10	2.88	2.88
B90556 - Oracle Identity Cloud Service-Consumer User	User Per Month	0.016	10	0.0144	0.0144
B90557 - Oracle Identity Cloud Service-Enterprise User-BYOL	User Per Month	0.8	10	0.72	0.72
B90558 - Oracle Identity Cloud Service-Consumer User-BYOL	User Per Month	0.004	10	0.0036	0.0036
B90936 - Oracle Identity Foundation Cloud Service	Each	0.0	10	0.00	0.00
B92092 - Oracle Cloud Infrastructure-KMS Vault-Key Versions	Key Version per Month 0 - 20	0.0	10	0.00	0.00
	Key Version per Month 20 - 9999999999	0.5334	10	0.48006	0.48006
B93493 - Oracle Cloud Infrastructure Identity and Access Management-External User	User Per Month	0.016	10	0.0144	0.0144
B93494 - Oracle Cloud Infrastructure Identity and Access Management-Oracle Apps Premium	User Per Month	0.25	10	0.225	0.225

Award #5 Supporting Documents 10/03/24

Usage Item Description	Metric	List Price	Discount %	Unit Net Price	Overage Net Unit Price
B93495 - Oracle Cloud Infrastructure Identity and Access Management-Premium	User Per Month	3.2	10	2.88	2.88
B93496 - Oracle Cloud Infrastructure Identity and Access Management-SMS	1 SMS Message Sent 0 - 1000	0.0	10	0.00	0.00
	1 SMS Message Sent 1000 - 9999999999999999	0.03	10	0.027	0.027
B93497 - Oracle Cloud Infrastructure Identity and Access Management-Token	Token 0 - 10000	0.0	10	0.00	0.00
	Token 10000 - 9999999999999999	0.004	10	0.0036	0.0036
B93498 - Oracle Cloud Infrastructure Identity and Access Management-Replication	User Per Month	0.004	10	0.0036	0.0036
B94173 - Oracle Threat Intelligence Service	API Calls	0.0	10	0.00	0.00
B94277 - Oracle Cloud Infrastructure-Web Application Firewall-Requests	1,000,000 Incoming Requests Per Month 0 - 10	0.0	10	0.00	0.00
	1,000,000 Incoming Requests Per Month 10 - 9999999999999999	0.6	10	0.54	0.54
B94579 - Oracle Cloud Infrastructure-Web Application Firewall-Instance	Instance Per Month 0 - 1	0.0	10	0.00	0.00
	Instance Per Month 1 - 9999999999999999	5.0	10	4.5	4.5
B97172 - Oracle Access Governance for Oracle Cloud Infrastructure-Workforce User	Workforce User Per Month 0 - 100000	0.1	10	0.09	0.09
	Workforce User Per Month 100000 - 9999999999999999	0.005	10	0.0045	0.0045
B97173 - Oracle Access Governance for Oracle Workloads-Workforce User	Workforce User Per Month 0 - 10000	2.0	10	1.8	1.8
	Workforce User Per Month 10000 - 30000	0.75	10	0.675	0.675
	Workforce User Per Month 30000 - 9999999999999999	0.1	10	0.09	0.09

Award #5 Supporting Documents 10/03/24

Usage Item Description	Metric	List Price	Discount %	Unit Net Price	Overage Net Unit Price
B97179 - Oracle Access Governance Premium-Consumer User	Consumer User Per Month	0.016	10	0.0144	0.0144
B97180 - Oracle Access Governance for Oracle Workloads-Consumer User	Consumer User Per Month	0.016	10	0.0144	0.0144
B97181 - Oracle Access Governance Premium-Workforce User	Workforce User Per Month 0 - 10000	3.0	10	2.7	2.7
	Workforce User Per Month 10000 - 30000	1.13	10	1.017	1.017
	Workforce User Per Month 30000 - 9999999999999999	0.15	10	0.135	0.135
B98100 - Oracle Cloud Infrastructure-External Key Management	Key Version Per Month	3.0	10	2.7	2.7
B99597 - Oracle Cloud Infrastructure-Dedicated Key Management-(Minimum 3 HSM Partitions)	HSM Partition Per Hour	1.75	10	1.575	1.575
Data Integration Cloud Service			10		
B88299 - Oracle Data Integrator Cloud Service	OCPU Per Hour	0.7742	10	0.69678	0.69678
B88406 - Oracle Data Integrator Cloud Service-BYOL	OCPU Per Hour	0.1935	10	0.17415	0.17415
B92598 - Oracle Cloud Infrastructure-Data Integration-Workspace	Workspace Usage per Hour	0.16	10	0.144	0.144
B92599 - Oracle Cloud Infrastructure-Data Integration	Gigabyte of Data Processed per Hour	0.04	10	0.036	0.036
B92695 - Oracle Stream Analytics for Oracle Cloud Infrastructure	OCPU Per Hour	0.9498	10	0.85482	0.85482
B92992 - Oracle Cloud Infrastructure-GoldenGate	OCPU Per Hour	1.3441	10	1.20969	1.20969
B92993 - Oracle Cloud Infrastructure-GoldenGate-BYOL	OCPU Per Hour	0.3226	10	0.29034	0.29034
B93306 - Oracle Cloud Infrastructure-Data Integration-Pipeline Operator Execution	Execution Hour 0 - 30	0.0	10	0.00	0.00
	Execution Hour 30 - 9999999999999999	0.3	10	0.27	0.27
Compute Cloud Service			10		
B109479 - Oracle Cloud Infrastructure-Compute-GPU-L40S					

Award #5 Supporting Documents 10/03/24

Usage Item Description	Metric	List Price	Discount %	Unit Net Price	Overage Net Unit Price
B109485 - Oracle Cloud Infrastructure-Compute-GPU-MI300X	GPU Per Hour	3.5	10	3.15	3.15
B109529 - Oracle Cloud Infrastructure-Compute-Standard-A2 OCPU	GPU Per Hour	6.0	10	5.4	5.4
B109530 - Oracle Cloud Infrastructure-Compute-Standard-A2 Memory	OCPU Per Hour	0.014	10	0.0126	0.0126
B88315 - Oracle Cloud Infrastructure-Compute-Bare Metal Standard-X5	Gigabyte Per Hour	0.002	10	0.0018	0.0018
B88317 - Oracle Cloud Infrastructure-Compute-Virtual Machine Standard-X5	OCPU Per Hour	0.0638	10	0.05742	0.05742
B88513 - Oracle Cloud Infrastructure-Compute-Bare Metal Standard-X7	OCPU Per Hour	0.0638	10	0.05742	0.05742
B88514 - Oracle Cloud Infrastructure-Compute-Virtual Machine Standard-X7	OCPU Per Hour	0.0638	10	0.05742	0.05742
B88515 - Oracle Cloud Infrastructure-Compute-Bare Metal Dense I/O-X7	OCPU Per Hour	0.1275	10	0.11475	0.11475
B88516 - Oracle Cloud Infrastructure-Compute-Virtual Machine Dense I/O-X7	OCPU Per Hour	0.1275	10	0.11475	0.11475
B88517 - Oracle Cloud Infrastructure-Compute-Bare Metal GPU Standard-X7	GPU Per Hour	1.275	10	1.1475	1.1475
B88518 - Oracle Cloud Infrastructure-Compute-Virtual Machine GPU Standard-X7	GPU Per Hour	1.275	10	1.1475	1.1475
B89734 - Oracle Cloud Infrastructure-Compute-GPU Standard-V2	GPU Per Hour	2.95	10	2.655	2.655
B90398 - Oracle Cloud Infrastructure-Compute-HPC-X7	OCPU Per Hour	0.075	10	0.0675	0.0675
B90425 - Oracle Cloud Infrastructure-Compute-Standard-E2	OCPU Per Hour	0.03	10	0.027	0.027
B90617 - Oracle Functions-Execution Time-10,000 Gigabyte Memory	Seconds 0 - 40	0.0	10	0.00	0.00
	Seconds 40 - 999999999	0.1417	10	0.12753	0.12753
B90618 - Oracle Functions-Invocations	1,000,000 Function Invocations 0 - 2	0.0	10	0.00	0.00

Award #5 Supporting Documents 10/03/24

Usage Item Description	Metric	List Price	Discount %	Unit Net Price	Overage Net Unit Price
B91119 - Oracle Cloud Infrastructure-Compute-Bare Metal Standard-B1	1,000,000 Function Invocations 2 - 999999999	0.2	10	0.18	0.18
B91120 - Oracle Cloud Infrastructure-Compute-Virtual Machine Standard-B1	OCPU Per Hour	0.0638	10	0.05742	0.05742
B91372 - Oracle Cloud Infrastructure-Compute-Microsoft SQL Enterprise	OCPU Per Hour	0.0638	10	0.05742	0.05742
B91373 - Oracle Cloud Infrastructure-Compute-Microsoft SQL Standard	OCPU Per Hour	1.47	10	1.323	1.323
B91444 - Oracle Cloud Infrastructure-Compute-Virtual Machine Standard-E2 Micro-Free	OCPU Per Hour	0.37	10	0.333	0.333
B92072 - Oracle Cloud Infrastructure-API Gateway-1,000,000 API Calls	OCPU Per Hour	0.0	10	0.00	0.00
B92306 - Oracle Cloud Infrastructure-Compute-Standard-E3-OCPU	1,000,000 API Calls Per Month	3.0	10	2.7	2.7
B92307 - Oracle Cloud Infrastructure-Compute-Standard-E3-Memory	OCPU Per Hour	0.025	10	0.0225	0.0225
B92740 - Oracle Cloud Infrastructure-Compute-GPU-E3	Gigabyte Per Hour	0.0015	10	0.00135	0.00135
B93113 - Oracle Cloud Infrastructure-Compute-Standard-E4	GPU Per Hour	3.05	10	2.745	2.745
B93114 - Oracle Cloud Infrastructure-Compute-Standard-E4-Memory	OCPU Per Hour	0.025	10	0.0225	0.0225
B93121 - Oracle Cloud Infrastructure-Compute-Dense I/O-E4	Gigabyte Per Hour	0.0015	10	0.00135	0.00135
B93122 - Oracle Cloud Infrastructure-Compute-Dense I/O-E4	OCPU Per Hour	0.025	10	0.0225	0.0225
B93123 - Oracle Cloud Infrastructure-Compute-Dense I/O-E4	Gigabyte Memory Per Hour	0.0015	10	0.00135	0.00135
B93297 - Oracle Cloud Infrastructure-Compute-Standard-A1	NVMe Terabyte Per Hour	0.0612	10	0.05508	0.05508
	OCPU Per Hour 0 - 3000	0.0	10	0.00	0.00

Award #5 Supporting Documents 10/03/24

Usage Item Description	Metric	List Price	Discount %	Unit Net Price	Overage Net Unit Price
B93298 - Oracle Cloud Infrastructure-Compute-Standard-A1-Memory	OCPU Per Hour 3000 - 9999999999999999	0.01	10	0.009	0.009
	Gigabyte Per Hour 0 - 18000	0.0	10	0.00	0.00
	Gigabyte Per Hour 18000 - 9999999999999999	0.0015	10	0.00135	0.00135
B93311 - Oracle Cloud Infrastructure-Compute-Optimized-X9					
	OCPU Per Hour	0.054	10	0.0486	0.0486
B93312 - Oracle Cloud Infrastructure-Compute-Optimized-X9-Memory					
	Gigabyte Per Hour	0.0015	10	0.00135	0.00135
B93544 - Oracle Cloud Infrastructure-Compute-GPU-E4					
	GPU Per Hour	3.05	10	2.745	2.745
B93704 - Oracle Cloud Infrastructure-Compute-GPU-T1					
	GPU Per Hour	1.55	10	1.395	1.395
B94176 - Oracle Cloud Infrastructure-Compute-Standard-X9					
	OCPU Per Hour	0.04	10	0.036	0.036
B94177 - Oracle Cloud Infrastructure-Compute-Standard-X9-Memory					
	Gigabyte Per Hour	0.0015	10	0.00135	0.00135
B95518 - Oracle Cloud Infrastructure-Secure Desktop					
	Desktop Per Month	5.0	10	4.5	4.5
B95907 - Oracle Cloud Infrastructure-Compute-GPU-A100-v2					
	GPU Per Hour	4.0	10	3.6	3.6
B95909 - Oracle Cloud Infrastructure-Compute-GPU-A10					
	GPU Per Hour	2.0	10	1.8	1.8
B96109 - Oracle Container Engine for Kubernetes-Virtual Node					
	Virtual Node Per Hour	0.015	10	0.0135	0.0135
B96479 - Oracle Compute Cloud@Customer-Compute-Standard-E5					
	OCPU Per Hour	0.03	10	0.027	0.027
B96480 - Oracle Compute Cloud@Customer-Compute-Standard-E5-Memory					
	Gibibyte Memory Per Hour	0.002	10	0.0018	0.0018
B96481 - Oracle Compute Cloud@Customer-Block Volume Storage-Balanced					
	Gigabyte Storage Capacity Per Month	0.0425	10	0.03825	0.03825
B96482 - Oracle Compute Cloud@Customer-Block Volume Storage-Performance					
	Gigabyte Storage Capacity Per Month	0.0595	10	0.05355	0.05355

Award #5 Supporting Documents 10/03/24

Usage Item Description	Metric	List Price	Discount %	Unit Net Price	Average Net Unit Price
B96483 - Oracle Compute Cloud@Customer-File Storage	Gigabyte Storage Capacity Per Month	0.3	10	0.27	0.27
B96484 - Oracle Compute Cloud@Customer-Object Storage-Storage	Gigabyte Storage Capacity Per Month	0.0255	10	0.02295	0.02295
B96485 - Oracle Compute Cloud@Customer-Load Balancer	Load Balancer Hour	0.0113	10	0.01017	0.01017
B96531 - Oracle Cloud Infrastructure-Compute-HPC-E5	OCPU Per Hour	0.044	10	0.0396	0.0396
B96545 - Oracle Container Engine for Kubernetes-Enhanced Cluster	Cluster Per Hour	0.1	10	0.09	0.09
B97384 - Oracle Cloud Infrastructure-Compute-Standard-E5-OCPU	OCPU Per Hour	0.03	10	0.027	0.027
B97385 - Oracle Cloud Infrastructure-Compute-Standard-E5-Memory	Gigabytes Per Hour	0.002	10	0.0018	0.0018
B98202 - Oracle Cloud Infrastructure-Compute-Dense I/O-E5 OCPU	OCPU Per Hour	0.03	10	0.027	0.027
B98203 - Oracle Cloud Infrastructure-Compute-Dense I/O-E5 Memory	Gigabyte Per Hour	0.002	10	0.0018	0.0018
B98204 - Oracle Cloud Infrastructure-Compute-Dense I/O-E5 NVMe	NVMe Terabyte Per Hour	0.0612	10	0.05508	0.05508
B98415 - Oracle Cloud Infrastructure-Compute-GPU-H100	GPU Per Hour	10.0	10	9.00	9.00
Network Cloud Service			10		
B107975 - Oracle Cloud Infrastructure-FastConnect 400 Gbps	Port Hour	20.0	10	18.00	18.00
B88325 - Oracle Cloud Infrastructure-FastConnect 1 Gbps	Port Hour	0.2125	10	0.19125	0.19125
B88326 - Oracle Cloud Infrastructure-FastConnect 10 Gbps	Port Hour	1.275	10	1.1475	1.1475
B88327 - Oracle Cloud Infrastructure-Outbound Data Transfer-Originating in North America, Europe, and UK	Gigabyte Outbound Data Transfer Per Month 0 - 10240	0.0	10	0.00	0.00
	Gigabyte Outbound Data Transfer Per Month 10240 - 9999999999999999	0.0085	10	0.00765	0.00765

Award #5 Supporting Documents 10/03/24

Usage Item Description	Metric	List Price	Discount %	Unit Net Price	Overage Net Unit Price
B88523 - Oracle Cloud Infrastructure-Email Delivery	1,000 Emails Sent 0 - 3	0.0	10	0.00	0.00
	1,000 Emails Sent 3 - 9999999999999999	0.085	10	0.0765	0.0765
B88525 - Oracle Cloud Infrastructure-DNS	1,000,000 Queries	0.85	10	0.765	0.765
B90323 - Oracle Cloud Infrastructure-Health Checks-Basic	Endpoints Per Month	0.3	10	0.27	0.27
B90325 - Oracle Cloud Infrastructure-Health Checks-Premium	Endpoints Per Month	1.3	10	1.17	1.17
B90327 - Oracle Cloud Infrastructure-DNS Traffic Management	1,000,000 DNS Traffic Management Queries	4.0	10	3.6	3.6
B90925 - Oracle Cloud Infrastructure-Monitoring-Ingestion	Million Datapoints 0 - 500	0.0	10	0.00	0.00
	Million Datapoints 500 - 999999999	0.0025	10	0.00225	0.00225
B90926 - Oracle Cloud Infrastructure-Monitoring-Retrieval	Million Datapoints 0 - 1000	0.0	10	0.00	0.00
	Million Datapoints 1000 - 999999999	0.0015	10	0.00135	0.00135
B90940 - Oracle Cloud Infrastructure-Notifications-HTTPS Delivery	Million Delivery Operations 0 - 1	0.0	10	0.00	0.00
	Million Delivery Operations 1 - 999999999	0.6	10	0.54	0.54
B90941 - Oracle Cloud Infrastructure-Notifications-Email Delivery	1,000 Emails Sent 0 - 1	0.0	10	0.00	0.00
	1,000 Emails Sent 1 - 999999999	0.02	10	0.018	0.018
B92593 - Oracle Cloud Infrastructure-Logging-Storage	Gigabyte Log Storage Per Month 0 - 10	0.0	10	0.00	0.00
	Gigabyte Log Storage Per Month 10 - 999999999	0.05	10	0.045	0.045
B93004 - Oracle Cloud Infrastructure-Notifications-SMS Outbound to Country Zone 1	1 SMS Message Sent 0 - 100	0.0	10	0.00	0.00
	1 SMS Message Sent 100 - 9999999999999999	0.015	10	0.0135	0.0135

Award #5 Supporting Documents 10/03/24

Usage Item Description	Metric	List Price	Discount %	Unit Net Price	Overage Net Unit Price
B93005 - Oracle Cloud Infrastructure-Notifications-SMS Outbound to Country Zone 2					
	1 SMS Message Sent 0 - 100	0.0	10	0.00	0.00
	1 SMS Message Sent 100 - 999999999999999	0.045	10	0.0405	0.0405
B93006 - Oracle Cloud Infrastructure-Notifications-SMS Outbound to Country Zone 3					
	1 SMS Message Sent 0 - 100	0.0	10	0.00	0.00
	1 SMS Message Sent 100 - 999999999999999	0.086	10	0.0774	0.0774
B93007 - Oracle Cloud Infrastructure-Notifications-SMS Outbound to Country Zone 4					
	1 SMS Message Sent 0 - 100	0.0	10	0.00	0.00
	1 SMS Message Sent 100 - 999999999999999	0.12	10	0.108	0.108
B93008 - Oracle Cloud Infrastructure-Notifications-SMS Outbound to Country Zone 5					
	1 SMS Message Sent 0 - 100	0.0	10	0.00	0.00
	1 SMS Message Sent 100 - 999999999999999	0.24	10	0.216	0.216
B93030 - Oracle Cloud Infrastructure-Load Balancer Base					
	Load Balancer Hour 0 - 744	0.0	10	0.00	0.00
	Load Balancer Hour 744 - 999999999	0.0113	10	0.01017	0.01017
B93031 - Oracle Cloud Infrastructure-Load Balancer Bandwidth					
	Mbps Per Hour 0 - 7440	0.0	10	0.00	0.00
	Mbps Per Hour 7440 - 999999999	0.0001	10	0.00009	0.00009
B93126 - Oracle Cloud Infrastructure-FastConnect 100Gbps					
	Port Hour	10.75	10	9.675	9.675
B93455 - Oracle Cloud Infrastructure-Outbound Data Transfer-Originating in APAC, Japan, and South America					
	Gigabyte Outbound Data Transfer Per Month 0 - 10240	0.0	10	0.00	0.00
	Gigabyte Outbound Data Transfer Per Month 10240 - 999999999999999	0.025	10	0.0225	0.0225

Award #5 Supporting Documents 10/03/24

Usage Item Description	Metric	List Price	Discount %	Unit Net Price	Overage Net Unit Price
B93456 - Oracle Cloud Infrastructure-Outbound Data Transfer-Originating in Middle East and Africa	Gigabyte Outbound Data Transfer Per Month 0 - 10240	0.0	10	0.00	0.00
	Gigabyte Outbound Data Transfer Per Month 10240 - 9999999999999999	0.05	10	0.045	0.045
B95697 - Oracle Cloud Infrastructure Queue	1,000,000 Requests 0 - 1	0.0	10	0.00	0.00
	1,000,000 Requests 1 - 9999999999999999	0.22	10	0.198	0.198
Data Management Cloud Service			10		
B107951 - Oracle Exadata Exascale VM Filesystem Storage	Gigabyte (GB) Storage Capacity Per Month	0.0425	10	0.03825	0.03825
B107952 - Oracle Exadata Exascale Smart Database Storage	Gigabyte (GB) Storage Capacity Per Month	0.1156	10	0.10404	0.10404
B108030 - MySQL Database-ECPU	ECPU Per Hour	0.0366	10	0.03294	0.03294
B109166 - MySQL HeatWave-AWS-Storage	Gigabyte Storage Capacity Per Month	0.03	10	0.027	0.027
B109169 - MySQL Database-Outbound Data Transfer-Inter OCI Region	Gigabyte Outbound Data Transfer Per Month	0.04	10	0.036	0.036
B109187 - MySQL Database-AWS-Ingress private endpoint	Endpoint Per Hour	0.0214	10	0.01926	0.01926
B109188 - MySQL Database-AWS-Egress private endpoint	Endpoint Per Hour	0.0106	10	0.00954	0.00954
B109355 - Oracle Exadata Exascale RDMA Compute Infrastructure	ECPU Per Hour	0.025	10	0.0225	0.0225
B109356 - Oracle Exadata Exascale Database ECPU	ECPU Per Hour	0.336	10	0.3024	0.3024
B109357 - Oracle Exadata Exascale Database ECPU-BYOL	ECPU Per Hour	0.0807	10	0.07263	0.07263
B109375 - Oracle Exadata Exascale Additional Flash Cache	Gigabyte (GB) Per Hour	0.0005	10	0.00045	0.00045
B109380 - MySQL Database-ECPU-Free	ECPU Per Hour	0.0	10	0.00	0.00
B109381 - Oracle Cloud Infrastructure HeatWave-Free					

Award #5 Supporting Documents 10/03/24

Usage Item Description	Metric	List Price	Discount %	Unit Net Price	Overage Net Unit Price
B109382 - Oracle Cloud Infrastructure HeatWave-Storage-Free	HeatWave Capacity Per Hour	0.0	10	0.00	0.00
B109383 - MySQL Database-Storage-Free	Gigabyte Storage Capacity Per Month	0.0	10	0.00	0.00
B109384 - MySQL Database-Backup Storage-Free	Gigabyte Storage Capacity Per Month	0.0	10	0.00	0.00
B109458 - MySQL Database-AWS-Private inbound and outbound network traffic	Gigabyte (GB) of Data Transferred	0.0086	10	0.00774	0.00774
B110316 - Oracle Autonomous Database-Developer	Instance per hour	0.0391	10	0.03519	0.03519
B88290 - Oracle Database Cloud Service-Enterprise Edition-General Purpose	OCPU Per Hour	0.4301	10	0.38709	0.38709
B88291 - Oracle Database Cloud Service-Enterprise Edition Extreme Performance-General Purpose	OCPU Per Hour	1.3441	10	1.20969	1.20969
B88292 - Oracle Database Cloud Service-Enterprise Edition High Performance-General Purpose	OCPU Per Hour	0.8871	10	0.79839	0.79839
B88293 - Oracle Database Cloud Service-Standard Edition-General Purpose	OCPU Per Hour	0.215	10	0.1935	0.1935
B88294 - Oracle Database Backup Service-Outbound Data Transfer	Gigabyte Outbound Data Transfer per Month 0 - 1	0.0	10	0.00	0.00
	Gigabyte Outbound Data Transfer per Month 1 - 10240	0.096	10	0.0864	0.0864
	Gigabyte Outbound Data Transfer per Month 10240 - 51200	0.072	10	0.0648	0.0648
	Gigabyte Outbound Data Transfer per Month 51200 - 153600	0.056	10	0.0504	0.0504
	Gigabyte Outbound Data Transfer per Month 153600 - 512000	0.04	10	0.036	0.036
	Gigabyte Outbound Data Transfer per	0.04	10	0.036	0.036

Award #5 Supporting Documents 10/03/24

Usage Item Description	Metric	List Price	Discount %	Unit Net Price	Overage Net Unit Price
B88295 - Oracle Database Backup Service-GET and all other Requests	Month 512000 - 999999999				
	10000 Requests Per Month	0.0032	10	0.00288	0.00288
B88296 - Oracle Database Backup Service-PUT, COPY, POST or LIST Requests					
	1000 Requests Per Month	0.004	10	0.0036	0.0036
B88297 - Oracle Database Backup Service-Storage Capacity					
	Gigabyte Storage Capacity per Month 0 - 1024	0.0211	10	0.01899	0.01899
	Gigabyte Storage Capacity per Month 1024 - 51200	0.0208	10	0.01872	0.01872
	Gigabyte Storage Capacity per Month 51200 - 512000	0.0204	10	0.01836	0.01836
	Gigabyte Storage Capacity per Month 512000 - 1024000	0.0201	10	0.01809	0.01809
	Gigabyte Storage Capacity per Month 1024000 - 5120000	0.0197	10	0.01773	0.01773
	Gigabyte Storage Capacity per Month 5120000 - 999999999	0.0194	10	0.01746	0.01746
B88402 - Oracle Database Cloud Service-Enterprise Edition Extreme Performance RAC-BYOL					
	OCPU Per Hour	0.1935	10	0.17415	0.17415
B88404 - Oracle Database Cloud Service-All Editions-BYOL					
	OCPU Per Hour	0.1935	10	0.17415	0.17415
B88592 - Exadata Database OCPU-Dedicated Infrastructure					
	OCPU Per Hour	1.3441	10	1.20969	1.20969
B88593 - Oracle Cloud Infrastructure-Database Exadata Quarter Rack-X6					
	Hosted Environment Per Hour	51.0753	10	45.96777	45.96777
B88594 - Oracle Cloud Infrastructure-Database Exadata Half Rack-X6					
	Hosted Environment Per Hour	102.1506	10	91.93554	91.93554
B88595 - Oracle Cloud Infrastructure-Database Exadata Full Rack-X6					
	Hosted Environment Per Hour	204.3011	10	183.87099	183.87099

Award #5 Supporting Documents 10/03/24

Usage Item Description	Metric	List Price	Discount %	Unit Net Price	Overage Net Unit Price
B88847 - Exadata Database OCPU-Dedicated Infrastructure-BYOL	OCPU Per Hour	0.3226	10	0.29034	0.29034
B88854 - Oracle Cloud Infrastructure-Database Exadata Full Rack-X6-BYOL	Hosted Environment Per Hour	135.914	10	122.3226	122.3226
B88855 - Oracle Cloud Infrastructure-Database Exadata Half Rack-X6-BYOL	Hosted Environment Per Hour	67.957	10	61.1613	61.1613
B88856 - Oracle Cloud Infrastructure-Database Exadata Quarter Rack-X6-BYOL	Hosted Environment Per Hour	33.9785	10	30.58065	30.58065
B89039 - Oracle Autonomous Data Warehouse-BYOL	OCPU Per Hour	0.3226	10	0.29034	0.29034
B89040 - Oracle Autonomous Data Warehouse	OCPU Per Hour	1.3441	10	1.20969	1.20969
B89041 - Oracle Autonomous Data Warehouse-Exadata Storage	Terabyte Storage Capacity Per Month	118.4	10	106.56	106.56
B89737 - Oracle NoSQL Database Cloud Service-Write	Write Unit Per Month	0.1254	10	0.11286	0.11286
B89738 - Oracle NoSQL Database Cloud Service-Read	Read Unit Per Month	0.0064	10	0.00576	0.00576
B89739 - Oracle NoSQL Database Cloud Service-Storage	Gigabyte Storage Capacity Per Month	0.066	10	0.0594	0.0594
B89980 - Oracle Database Exadata Cloud at Customer-Database OCPU	OCPU Per Hour	1.3441	10	1.20969	1.20969
B89981 - Oracle Database Exadata Cloud at Customer-Database OCPU-BYOL	OCPU Per Hour	0.3226	10	0.29034	0.29034
B89999 - Oracle Cloud Infrastructure-Database Exadata Infrastructure-Quarter Rack-X7	Hosted Environment Per Hour	21.5054	10	19.35486	19.35486
B90000 - Oracle Cloud Infrastructure-Database Exadata Infrastructure-Half Rack-X7	Hosted Environment Per Hour	43.0107	10	38.70963	38.70963
B90001 - Oracle Cloud Infrastructure-Database Exadata Infrastructure-Full Rack-X7	Hosted Environment Per Hour	86.0215	10	77.41935	77.41935
B90230 - Oracle Database Backup Cloud-Object Storage					

Award #5 Supporting Documents 10/03/24

Usage Item Description	Metric	List Price	Discount %	Unit Net Price	Overage Net Unit Price
B90231 - Oracle Database Backup Cloud-Archive Storage	Gigabyte Storage Capacity Per Month	0.0051	10	0.00459	0.00459
B90453 - Oracle Autonomous Transaction Processing	Gigabyte Storage Capacity Per Month	0.0005	10	0.00045	0.00045
B90454 - Oracle Autonomous Transaction Processing-BYOL	OCPU Per Hour	1.3441	10	1.20969	1.20969
B90455 - Oracle Autonomous Transaction Processing-Exadata Storage	OCPU Per Hour	0.3226	10	0.29034	0.29034
B90569 - Oracle Base Database Service-Standard	Terabyte Storage Capacity Per Month	118.4	10	106.56	106.56
B90570 - Oracle Base Database Service-Enterprise	OCPU Per Hour	0.215	10	0.1935	0.1935
B90571 - Oracle Base Database Service-High Performance	OCPU Per Hour	0.4301	10	0.38709	0.38709
B90572 - Oracle Base Database Service-Extreme Performance	OCPU Per Hour	0.8871	10	0.79839	0.79839
B90573 - Oracle Base Database Service-BYOL	OCPU Per Hour	1.3441	10	1.20969	1.20969
B90777 - Oracle Cloud Infrastructure-Database Exadata Infrastructure-Base System	OCPU Per Hour	0.1935	10	0.17415	0.17415
B91121 - Oracle Cloud SQL-Compute Capacity	Hosted Environment Per Hour	10.7527	10	9.67743	9.67743
B91128 - Oracle Big Data Service-Compute-Standard	OCPU Per Hour	0.1075	10	0.09675	0.09675
B91129 - Oracle Big Data Service-Compute-Dense I/O	OCPU Per Hour	0.1344	10	0.12096	0.12096
B91130 - Oracle Big Data Service-Compute-HPC	OCPU Per Hour	0.214	10	0.1926	0.1926
B91363 - Gen 2 Exadata Cloud at Customer-Database OCPU	OCPU Per Hour	0.1536	10	0.13824	0.13824
B91364 - Gen 2 Exadata Cloud at Customer-Database OCPU-BYOL	OCPU Per Hour	1.3441	10	1.20969	1.20969
B91391 - Oracle Autonomous Data Warehouse-Free	OCPU Per Hour	0.3226	10	0.29034	0.29034
B91392 - Oracle Autonomous Data Warehouse-Exadata Storage-Free	OCPU Per Hour	0.0	10	0.00	0.00
	Terabyte Storage Capacity Per Month	0.0	10	0.00	0.00

Award #5 Supporting Documents 10/03/24

Usage Item Description	Metric	List Price	Discount %	Unit Net Price	Overage Net Unit Price
B91393 - Oracle Autonomous Transaction Processing-Free	OCPU Per Hour	0.0	10	0.00	0.00
B91394 - Oracle Autonomous Transaction Processing-Exadata Storage-Free	Terabyte Storage Capacity Per Month	0.0	10	0.00	0.00
B91535 - Oracle Cloud Infrastructure-Database Exadata Infrastructure-Quarter Rack-X8	Hosted Environment Per Hour	14.5162	10	13.06458	13.06458
B91536 - Oracle Cloud Infrastructure-Database Exadata Infrastructure-Half Rack-X8	Hosted Environment Per Hour	29.0323	10	26.12907	26.12907
B91537 - Oracle Cloud Infrastructure-Database Exadata Infrastructure-Full Rack-X8	Hosted Environment Per Hour	58.0645	10	52.25805	52.25805
B91631 - Oracle Cloud Infrastructure-Data Safe for Database Cloud Service-Audit Record Collection Over 1 Million Records	10,000 Audit Records Per Target Per Month	0.1	10	0.09	0.09
B91632 - Oracle Cloud Infrastructure-Data Safe for Database Cloud Service	Each	0.0	10	0.00	0.00
B92023 - MySQL HeatWave-Standard	Node Per Hour	0.3536	10	0.31824	0.31824
B92024 - MySQL Database for HeatWave-Standard	Node Per Hour	0.3536	10	0.31824	0.31824
B92181 - Oracle Autonomous Transaction Processing-Dedicated	OCPU Per Hour	1.3441	10	1.20969	1.20969
B92182 - Oracle Autonomous Data Warehouse-Dedicated	OCPU Per Hour	1.3441	10	1.20969	1.20969
B92183 - Oracle Autonomous Transaction Processing-Dedicated-BYOL	OCPU Per Hour	0.3226	10	0.29034	0.29034
B92184 - Oracle Autonomous Data Warehouse-Dedicated-BYOL	OCPU Per Hour	0.3226	10	0.29034	0.29034
B92212 - Oracle Autonomous JSON Database	OCPU Per Hour	0.3226	10	0.29034	0.29034
B92380 - Oracle Cloud Infrastructure-Database Exadata Infrastructure-Quarter Rack-X8M	Hosted Environment Per Hour	14.5162	10	13.06458	13.06458
B92381 - Oracle Cloud Infrastructure-Database Exadata Infrastructure-Database Server-X8M					

Award #5 Supporting Documents 10/03/24

Usage Item Description	Metric	List Price	Discount %	Unit Net Price	Overage Net Unit Price
B92382 - Oracle Cloud Infrastructure-Database Exadata Infrastructure-Storage Server-X8M	Hosted Environment Per Hour	2.9032	10	2.61288	2.61288
B92418 - Exadata Cloud at Customer-Autonomous Transaction Processing	Hosted Environment Per Hour	2.9032	10	2.61288	2.61288
B92419 - Exadata Cloud at Customer-Autonomous Data Warehouse	Database OCPU Per Hour	1.3441	10	1.20969	1.20969
B92420 - Exadata Cloud at Customer-Autonomous Transaction Processing-Database OCPU-BYOL	Database OCPU Per Hour	1.3441	10	1.20969	1.20969
B92421 - Exadata Cloud at Customer-Autonomous Data Warehouse-Database OCPU-BYOL	OCPU Per Hour	0.3226	10	0.29034	0.29034
B92425 - MySQL Database-Standard-E2	OCPU Per Hour	0.3226	10	0.29034	0.29034
B92426 - MySQL Database-Storage	OCPU Per Hour	0.0467	10	0.04203	0.04203
B92483 - MySQL Database-Backup Storage	Gigabyte Storage Capacity per Month	0.04	10	0.036	0.036
B92627 - Oracle NoSQL Database Cloud-Write-Free	Gigabyte Storage Capacity per Month	0.04	10	0.036	0.036
B92628 - Oracle NoSQL Database Cloud-Read-Free	Write Unit Per Month	0.0	10	0.00	0.00
B92629 - Oracle NoSQL Database Cloud-Storage-Free	Read Unit Per Month	0.0	10	0.00	0.00
B92733 - Oracle Cloud Infrastructure-Data Safe for On-Premises Databases & Databases on Compute	Gigabyte Storage Capacity Per Month	0.0	10	0.00	0.00
B92734 - Oracle Cloud Infrastructure-Data Safe for On-Premises Databases & Databases on Compute	Target Database Per Month 0 - 100	200.0	10	180.00	180.00
	Target Database Per Month 100 - 300	150.0	10	135.00	135.00
	Target Database Per Month 300 - 500	100.0	10	90.00	90.00
	Target Database Per Month 500 - 9999999999999999	50.0	10	45.00	45.00

Award #5 Supporting Documents 10/03/24

Usage Item Description	Metric	List Price	Discount %	Unit Net Price	Overage Net Unit Price
B92759 - MySQL Analytics-Bare Metal Standard-E2	10,000 Audit Records Per Target Per Month	0.1	10	0.09	0.09
B92807 - MySQL Database-Bare Metal Standard-E2	Node Per Hour	0.5018	10	0.45162	0.45162
B92911 - Oracle APEX Application Development	Node Per Hour	0.5018	10	0.45162	0.45162
B92962 - MySQL Database-Standard-E3	OCPU Per Hour	0.3226	10	0.29034	0.29034
B92963 - MySQL Database-Standard-E3-Memory	OCPU Per Hour	0.038	10	0.0342	0.0342
B93199 - Oracle Cloud Infrastructure Database Migration	Gigabyte Per Hour	0.0022	10	0.00198	0.00198
B93320 - Oracle APEX Application Development-Free	Migration Hour	0.2	10	0.18	0.18
B93380 - Exadata Cloud Infrastructure-Quarter Rack-X9M	OCPU Per Hour	0.0	10	0.00	0.00
B93381 - Exadata Cloud Infrastructure-Database Server-X9M	Hosted Environment Per Hour	14.5162	10	13.06458	13.06458
B93382 - Exadata Cloud Infrastructure-Storage Server-X9M	Hosted Environment Per Hour	2.9032	10	2.61288	2.61288
B93546 - MySQL Database for HeatWave-Bare Metal Standard	Hosted Environment Per Hour	2.9032	10	2.61288	2.61288
B93709 - Oracle Cloud Infrastructure Search with OpenSearch HA	Node Per Hour	2.2144	10	1.99296	1.99296
B93710 - Oracle NoSQL Database Cloud-Write-Auto	Node Per Hour	0.25	10	0.225	0.225
B93711 - Oracle NoSQL Database Cloud-Read-Auto	Write Unit Per Month	3.135	10	2.8215	2.8215
B93712 - Oracle NoSQL Database Cloud-Hosted Environment	Read Unit Per Month	0.16	10	0.144	0.144
B95240 - Oracle Database Autonomous Recovery Service	Hosted Environment Per Month	28,796.0	10	25,916.4	25,916.4
B95241 - Oracle Database Zero Data Loss Autonomous Recovery Service	Virtualized GB Per Month	0.0306	10	0.02754	0.02754
B95264 - Oracle Cloud Infrastructure Application Performance Monitoring Service-Stack Monitoring	Virtualized GB Per Month	0.04	10	0.036	0.036

Award #5 Supporting Documents 10/03/24

Usage Item Description	Metric	List Price	Discount %	Unit Net Price	Overage Net Unit Price
B95427 - MySQL Database-AWS-Storage	Standard Edition	0.075	10	0.0675	0.0675
B95428 - MySQL Database-AWS-Backup Storage	Gigabyte Storage Capacity Per Month	0.132	10	0.1188	0.1188
B95435 - MySQL Database-Standard-AMD E4-Compute	Gigabyte Storage Capacity Per Month	0.0476	10	0.04284	0.04284
B95436 - MySQL Database-Standard-AMD E4-Memory	OCPU Per Hour	0.038	10	0.0342	0.0342
B95437 - MySQL Database-Standard-Intel X7-Compute	Gigabyte Per Hour	0.0022	10	0.00198	0.00198
B95438 - MySQL Database-Standard-Intel X7-Memory	OCPU Per Hour	0.062	10	0.0558	0.0558
B95439 - MySQL Database-Standard-Intel X9-Compute	Gigabyte Per Hour	0.0022	10	0.00198	0.00198
B95440 - MySQL Database-Standard-Intel X9-Memory	OCPU Per Hour	0.062	10	0.0558	0.0558
B95441 - MySQL Database-Optimized-Intel X9-Compute	Gigabyte Per Hour	0.0022	10	0.00198	0.00198
B95442 - MySQL Database-Optimized-Intel X9-Memory	OCPU Per Hour	0.082	10	0.0738	0.0738
B95485 - Oracle Cloud Infrastructure Full Stack Disaster Recovery Service	Gigabyte Per Hour	0.0022	10	0.00198	0.00198
B95701 - Oracle Autonomous Data Warehouse-ECPU	OCPU Per Hour	0.0128	10	0.01152	0.01152
B95702 - Oracle Autonomous Transaction Processing-ECPU	ECPU Per Hour	0.336	10	0.3024	0.3024
B95703 - Oracle Autonomous Data Warehouse-ECPU-BYOL	ECPU Per Hour	0.336	10	0.3024	0.3024
B95704 - Oracle Autonomous Transaction Processing-ECPU-BYOL	ECPU Per Hour	0.0807	10	0.07263	0.07263
B95706 - Oracle Autonomous Database Storage for Transaction Processing	ECPU Per Hour	0.0807	10	0.07263	0.07263
B95708 - Oracle Autonomous Data Warehouse-Exadata Cloud@Customer-ECPU	Gigabyte Storage Capacity Per Month	0.1156	10	0.10404	0.10404
B95709 - Oracle Autonomous Transaction Processing-Exadata Cloud@Customer-ECPU	ECPU Per Hour	0.336	10	0.3024	0.3024
	ECPU Per Hour	0.336	10	0.3024	0.3024

Award #5 Supporting Documents 10/03/24

Usage Item Description	Metric	List Price	Discount %	Unit Net Price	Overage Net Unit Price
B95710 - Oracle Autonomous Data Warehouse-Exadata Cloud@Customer-ECPU-BYOL	ECPU Per Hour	0.0807	10	0.07263	0.07263
B95711 - Oracle Autonomous Transaction Processing-Exadata Cloud@Customer-ECPU-BYOL	ECPU Per Hour	0.0807	10	0.07263	0.07263
B95712 - Oracle Autonomous Data Warehouse-Dedicated-ECPU	ECPU Per Hour	0.336	10	0.3024	0.3024
B95713 - Oracle Autonomous Transaction Processing-Dedicated-ECPU	ECPU Per Hour	0.336	10	0.3024	0.3024
B95714 - Oracle Autonomous Data Warehouse-Dedicated-ECPU-BYOL	ECPU Per Hour	0.0807	10	0.07263	0.07263
B95715 - Oracle Autonomous Transaction Processing-Dedicated-ECPU-BYOL	ECPU Per Hour	0.0807	10	0.07263	0.07263
B95754 - Oracle Autonomous Database Storage	Gigabyte Storage Capacity Per Month	0.0244	10	0.02196	0.02196
B96157 - MySQL HeatWave-AWS	HeatWave Capacity Per Hour	0.049	10	0.0441	0.0441
B96158 - MySQL Database-AWS-ECPU	ECPU Per Hour	0.049	10	0.0441	0.0441
B96159 - MySQL Database-AWS-Outbound Data Transfer-Inter AWS Region	Gigabyte of Data Transferred	0.0504	10	0.04536	0.04536
B96160 - MySQL Database-AWS-Outbound Data Transfer-To Internet	Gigabyte of Data Transferred	0.0911	10	0.08199	0.08199
B96625 - Oracle Cloud Infrastructure-HeatWave-Storage	Gigabyte Storage Capacity Per Month	0.02	10	0.018	0.018
B96626 - Oracle Cloud Infrastructure-HeatWave	HeatWave Capacity Per Hour	0.011	10	0.0099	0.0099
B97191 - Oracle NoSQL Database Cloud-Regional Replicated Write	Write Unit Per Month	0.36	10	0.324	0.324
B97197 - Oracle Base Database Service on Arm-Enterprise	OCPU Per Hour	0.2151	10	0.19359	0.19359
B97198 - Oracle Base Database Service on Arm-High Performance	OCPU Per Hour	0.4436	10	0.39924	0.39924

Award #5 Supporting Documents 10/03/24

Usage Item Description	Metric	List Price	Discount %	Unit Net Price	Overage Net Unit Price
B97199 - Oracle Base Database Service on Arm-Extreme Performance	OCPU Per Hour	0.6721	10	0.60489	0.60489
B97200 - Oracle Base Database Service on Arm-BYOL	OCPU Per Hour	0.0968	10	0.08712	0.08712
B98217 - Oracle Cloud Infrastructure Cache with Redis-Low Memory (up to 10 GB per node)	Redis Memory Gigabyte Per Hour	0.0194	10	0.01746	0.01746
B98277 - Oracle Autonomous Transaction Processing-Exadata Cloud@Customer-Developer	Instance Per Hour	0.0	10	0.00	0.00
B98278 - Oracle Autonomous Data Warehouse-Exadata Cloud@Customer-Developer	Instance Per Hour	0.0	10	0.00	0.00
B98279 - Oracle Autonomous Transaction Processing-Dedicated-Developer	Instance Per Hour	0.0	10	0.00	0.00
B98280 - Oracle Autonomous Data Warehouse-Dedicated-Developer	Instance Per Hour	0.0	10	0.00	0.00
B99060 - Oracle Cloud Infrastructure Database with PostgreSQL-X86	OCPU Per Hour	0.098	10	0.0882	0.0882
B99062 - Oracle Cloud Infrastructure Database Optimized Storage	Gigabyte Storage Capacity Per Month	0.072	10	0.0648	0.0648
B99591 - Oracle Cloud Infrastructure Cache with Redis-High Memory (over 10 GB per node)	Redis Memory Gigabyte Per Hour	0.0136	10	0.01224	0.01224
B99593 - Oracle Globally Distributed Autonomous Transaction Processing-Dedicated	ECPU Per Hour	0.3864	10	0.34776	0.34776
B99594 - Oracle Globally Distributed Autonomous Transaction Processing-Dedicated-BYOL	ECPU Per Hour	0.0928	10	0.08352	0.08352
B99595 - Oracle Globally Distributed Autonomous Data Warehouse-Dedicated	ECPU Per Hour	0.3864	10	0.34776	0.34776
B99596 - Oracle Globally Distributed Autonomous Data Warehouse-Dedicated-BYOL	ECPU Per Hour	0.0928	10	0.08352	0.08352
B99708 - Oracle Autonomous JSON Database-ECPU	ECPU Per Hour	0.0807	10	0.07263	0.07263
B99709 - Oracle APEX Application Development-ECPU	ECPU Per Hour	0.0807	10	0.07263	0.07263
Not Discount Eligible			0		

Award #5 Supporting Documents 10/03/24

Usage Item Description	Metric	List Price	Discount %	Unit Net Price	Overage Net Unit Price
B108077 - Oracle Cloud Infrastructure Generative AI-Large Cohere	10,000 Transactions	0.0219	0.0	0.0219	0.0219
B108078 - Oracle Cloud Infrastructure Generative AI-Small Cohere	10,000 Transactions	0.004	0.0	0.004	0.004
B108079 - Oracle Cloud Infrastructure Generative AI-Embed Cohere	10,000 Transactions	0.001	0.0	0.001	0.001
B108082 - Oracle Cloud Infrastructure Generative AI-Large Cohere-Dedicated	AI Unit Per Hour	24.0	0.0	24.00	24.00
B108083 - Oracle Cloud Infrastructure Generative AI-Small Cohere-Dedicated	AI Unit Per Hour	6.5	0.0	6.5	6.5
B108084 - Oracle Cloud Infrastructure Generative AI-Embed Cohere-Dedicated	AI Unit Per Hour	10.9	0.0	10.9	10.9
B108806 - Oracle Cloud VMware Solution-BM.GPU.A10.64-Monthly Commit	Node Per Hour	16.0	0.0	16.00	16.00
B108807 - Oracle Cloud VMware Solution-BM.GPU.A10.64-1 Year Commit	Node Per Hour	13.0	0.0	13.00	13.00
B108808 - Oracle Cloud VMware Solution-BM.GPU.A10.64-3 Year Commit	Node Per Hour	11.0	0.0	11.00	11.00
B108809 - Oracle Cloud VMware Solution-Base-BM.Standard.E5.48-Hourly Commit	Node Per Hour	16.6617	0.0	16.6617	16.6617
B108810 - Oracle Cloud VMware Solution-Base-BM.Standard.E5.48-1 Year Commit	Node Per Hour	13.1604	0.0	13.1604	13.1604
B108811 - Oracle Cloud VMware Solution-Base-BM.Standard.E5.48-3 Year Commit	Node Per Hour	10.6119	0.0	10.6119	10.6119
B109495 - Roving Edge Device-RED.2 Non-Return Fee	Each	25,000.0	0.0	25,000.00	25,000.00
B88318 - Oracle Cloud Infrastructure-Compute-Windows OS	OCPU Per Hour	0.092	0.0	0.092	0.092
B92386 - Oracle Cloud VMware Solution	OCPU Per Hour	0.2031	0.0	0.2031	0.2031
B92686 - Oracle Analytics for Fusion Applications-Free	Hosted Named User	0.0	0.0	0.00	0.00
B93040 - Roving Edge Device-Compute Optimized-Unreturnable/Loss Fee	Each	45,000.0	0.0	45,000.00	45,000.00

Award #5 Supporting Documents 10/03/24

Usage Item Description	Metric	List Price	Discount %	Unit Net Price	Overage Net Unit Price
B93288 - Oracle Cloud VMware Solution-BM.DenseIO2.52-Hourly Commit	OCPU Per Hour	0.2437	0.0	0.2437	0.2437
B93289 - Oracle Cloud VMware Solution-BM.DenseIO2.52-1 Year Commit	OCPU Per Hour	0.1625	0.0	0.1625	0.1625
B93290 - Oracle Cloud VMware Solution-BM.DenseIO2.52-3 Year Commit	OCPU Per Hour	0.132	0.0	0.132	0.132
B93307 - Autonomous JSON Database-Free	OCPU Per Hour	0.0	0.0	0.00	0.00
B93421 - Oracle Cloud VMware Solution-HCX Enterprise-Monthly	OCPU Per Hour	0.0126	0.0	0.0126	0.0126
B95178 - Oracle Cloud VMware Solution-BM.DenseIO.E4.64-Hourly Commit	OCPU Per Hour	0.2437	0.0	0.2437	0.2437
B95179 - Oracle Cloud VMware Solution-BM.DenseIO.E4.64-Monthly Commit	OCPU Per Hour	0.2031	0.0	0.2031	0.2031
B95180 - Oracle Cloud VMware Solution-BM.DenseIO.E4.64-1 year Commit	OCPU Per Hour	0.1625	0.0	0.1625	0.1625
B95181 - Oracle Cloud VMware Solution-BM.DenseIO.E4.64-3 year Commit	OCPU Per Hour	0.132	0.0	0.132	0.132
B95229 - Roving Edge Ultra Non-Return or Loss Fee	Each	35,000.0	0.0	35,000.00	35,000.00
B95403 - Oracle Cloud Infrastructure-Network Firewall Instance	Instance Per Hour	2.75	0.0	2.75	2.75
B95404 - Oracle Cloud Infrastructure-Network Firewall Data Processing	Gigabyte of Data Processed 0 - 10240	0.0	0.0	0.00	0.00
	Gigabyte of Data Processed 10240 - 9999999999999999	0.01	0.0	0.01	0.01
B95411 - Oracle Cloud VMware Solution-BM.DenseIO.E4.32-Hourly Commit	OCPU Per Hour	0.3047	0.0	0.3047	0.3047
B95412 - Oracle Cloud VMware Solution-BM.DenseIO.E4.32-Monthly Commit	OCPU Per Hour	0.2539	0.0	0.2539	0.2539
B95413 - Oracle Cloud VMware Solution-BM.DenseIO.E4.32-1 year Commit	OCPU Per Hour	0.2031	0.0	0.2031	0.2031
B95414 - Oracle Cloud VMware Solution-BM.DenseIO.E4.32-3 year Commit	OCPU Per Hour	0.2031	0.0	0.2031	0.2031

Award #5 Supporting Documents 10/03/24

Usage Item Description	Metric	List Price	Discount %	Unit Net Price	Overage Net Unit Price
B95415 - Oracle Cloud VMware Solution-BM.DenseIO.E4.128-Hourly Commit	OCPU Per Hour	0.165	0.0	0.165	0.165
B95416 - Oracle Cloud VMware Solution-BM.DenseIO.E4.128-Monthly Commit	OCPU Per Hour	0.195	0.0	0.195	0.195
B95417 - Oracle Cloud VMware Solution-BM.DenseIO.E4.128-1 year Commit	OCPU Per Hour	0.1625	0.0	0.1625	0.1625
B95418 - Oracle Cloud VMware Solution-BM.DenseIO.E4.128-3 year Commit	OCPU Per Hour	0.13	0.0	0.13	0.13
B97102 - Oracle Cloud VMware Solution-Base-BM.Standard2.12-Hourly Commit	OCPU Per Hour	0.1056	0.0	0.1056	0.1056
B97103 - Oracle Cloud VMware Solution-Base-BM.Standard2.12-1 Year Commit	Node Per Hour	4.714	0.0	4.714	4.714
B97104 - Oracle Cloud VMware Solution-Base-BM.Standard2.12-3 Year Commit	Node Per Hour	3.7144	0.0	3.7144	3.7144
B97105 - Oracle Cloud VMware Solution-Base-BM.Standard3.16-Hourly Commit	Node Per Hour	2.953	0.0	2.953	2.953
B97106 - Oracle Cloud VMware Solution-Base-BM.Standard3.16-1 Year Commit	Node Per Hour	5.554	0.0	5.554	5.554
B97107 - Oracle Cloud VMware Solution-Base-BM.Standard3.16-3 Year Commit	Node Per Hour	4.2943	0.0	4.2943	4.2943
B97108 - Oracle Cloud VMware Solution-Base-BM.Standard.E4.32-Hourly Commit	Node Per Hour	3.3522	0.0	3.3522	3.3522
B97109 - Oracle Cloud VMware Solution-Base-BM.Standard.E4.32-1 Year Commit	Node Per Hour	9.2565	0.0	9.2565	9.2565
B97110 - Oracle Cloud VMware Solution-Base-BM.Standard.E4.32-3 Year Commit	Node Per Hour	6.9223	0.0	6.9223	6.9223
B97111 - Oracle Cloud VMware Solution-Expansion-Hourly Commit	Node Per Hour	5.2233	0.0	5.2233	5.2233
B97112 - Oracle Cloud VMware Solution-Expansion-1 Year Commit	OCPU Per Hour	0.1605	0.0	0.1605	0.1605
B97113 - Oracle Cloud VMware Solution-Expansion-3 Year Commit	OCPU Per Hour	0.1092	0.0	0.1092	0.1092
	OCPU Per Hour	0.0739	0.0	0.0739	0.0739

A. Terms of Your Order

1. Applicable Agreement:

a. Public Sector Agreement for Cloud Services US-OMA-271987 effective 31-JUL-2014

2. Applicable Schedule:

a. Cloud services are governed by Schedule C -- Cloud Services.

3. Cloud Payment Terms:

a. Net 30 days from invoice date

4. Cloud Payment Frequency:

a. Monthly in Arrears

5. Currency:

a. US Dollars

6. Offer Valid through:

a. 30-NOV-2024

7. Service Specifications

a. The Service Specifications applicable to the Cloud Services and the Consulting/Professional Services ordered may be accessed at <http://www.oracle.com/contracts>.

8. Services Period

a. The Services Period for the Services commences on the date stated in this order. If no date is specified, then the "Cloud Services Start Date" for each Service will be the date that you are issued access that enables you to activate your Services, and the "Consulting/Professional Services Start Date" is the date that Oracle begins performing such services.

B. Additional Order Terms

1. No Auto-Renewal

Notwithstanding any statement to the contrary in the Service Specifications, the parties expressly agree that the Services acquired under this order will not Auto-Renew.

2. Linking Language

You acknowledge and agree that the terms and conditions of this order are contingent upon the simultaneous execution of Oracle Master Agreement Amendment(s) three between the parties. If the parties do not simultaneously execute the amendment(s) with this order, this order shall be deemed to have no legal effect, even if executed.

3. Terms

The following terms, as used in this order or the Agreement and whether or not capitalized, shall have the same meaning as the applicable defined term: "Agreement" and "Master Agreement"; "Customer", "Client" "Company" and "You"; "Program Documentation" and "Documentation"; "Ordering Document", "Services Order", "order" and "Order Form"; "Services Term" and "Services Period"; "Your Data", "Client Data", "Company Data" and "Your Content".

4. Data Center Region Availability

Platform and Data Center Region availability information for Oracle Platform as a Service (PaaS) Cloud Services and for Oracle Infrastructure as a Service (IaaS) Cloud Services is provided on the Oracle Cloud Portal at <https://cloud.oracle.com/data-regions>.

5. Customer Selected Data Center Region

A Data Center Region refers to the geographic region in which the applicable Services environment is physically located. The Oracle PaaS and IaaS Universal Credit Cloud Services will be provisioned in the Data Center Region You select in the Oracle Cloud Portal for such Services and will remain in such region until the applicable Service are terminated.

6. Support Reward for Cloud Consumption

During the Services Period of this order, You will receive a reward of 0.25 US Dollars (the "**Reward**") for every 1 US Dollars of Oracle Cloud Infrastructure Cloud Services ("**OCI Services**") that You consume during the Services Period, and that You may apply towards renewals of Software

Update License & Support for Oracle Technology Programs subject to a maximum amount of (i) 100% of the total amount owed when such services are renewed through Oracle America, Inc., and (ii) 75% of the total amount owed when such services are renewed through an authorized reseller provided that:

- a. the Reward will not accrue for (i) OCI Services SKUs that are assigned to a Non Discount Eligible Cloud Services category in the applicable service description, (ii) OCI Services that are consumed pursuant to a Pay as You Go model as described in the applicable service description, (iii) Third Party Products available via the Cloud Marketplace, or (iv) non-metered OCI Services SKUs;
- b. You may only apply the Reward towards the pre-tax value of renewals of Software Update License & Support for Oracle Technology Programs listed on the then current Oracle Technology Global Price List and not for any other support offering (e.g., not for first year Software Update License & Support nor for hardware support); notwithstanding the foregoing, if Software Update License & Support is no longer being provided for an Oracle Technology Program, then You may apply the Reward towards the pre-tax value of renewals of the then available support for the applicable Oracle Technology Program (e.g., sustaining support);
- c. the Reward will be issued monthly in arrears and will be valid for 12 months from the date of issuance of the applicable Reward;
- d. You will start accruing towards Your first Reward at the start of the Services Period for this order; and
- e. You understand that if this order is terminated due to Your breach of the terms of the Agreement or this order, then You will cease earning any Rewards starting from the effective date of termination; furthermore, if termination is due to Your failure to pay any fees owed under this order, any Rewards accrued and which remain unused as of the effective date of termination, will be deleted from Your Reward account.
- f. You acknowledge and confirm that You are permitted by all applicable laws, regulations, policies and directives to participate in and to accept and apply the Reward and that the Reward does not constitute an unlawful gift, benefit or inducement by Oracle to You to enter into this order or any other agreement for Oracle products and services. You agree that You will not accept or apply the Reward if You are not permitted to accept the Reward (in such event, the Reward is void and is not applicable).

7. Funded Allocation Model Additional Terms

As described in the Oracle PaaS and IaaS Universal Credits Service Descriptions, available at <http://www.oracle.com/contracts>, the following terms apply to your Oracle PaaS and IaaS Universal Credits.

Under the "Funded Allocation Model", Oracle allows You the flexibility to fund an annual amount to Oracle as specified in the "Funded Allocation Value" in Your order, which is to be applied towards the future usage of eligible Oracle IaaS and PaaS Cloud Services specified in the rate card attached to Your order or as seen in the Cloud Portal provided such Cloud Services are available in production release when ordered, at the fees specified in the rate card. The total Funded Allocation Value of Your order is reflected in the "Funded Allocation Value" column and the applicable Services Period for that value will be as specified in Your order. Oracle will invoice You monthly in arrears based on Your actual usage for the prior month at the rates for each activated Oracle IaaS and PaaS Cloud Service as defined in Your order.

Overage

You are responsible for monitoring Your use of the Cloud Services, and if You exceed the Funded Allocation Value at the end of any month during the Services Period, You must provide additional funding for Your usage, or You must cease to use the applicable Cloud Services. If You have exceeded the Funded Allocation Value and You have not ended Your use of the Services, You will be subject to overage fees. Oracle will invoice You for the excess usage of the Oracle IaaS and PaaS Cloud Services at the Overage Unit Net Price specified in the rate card of Your order or as seen in the Cloud Portal.

You may set quotas, alerts and use other monitoring tools within the Cloud Portal to assist You in managing and tracking Your usage.

Additional Services

If Oracle adds additional service offerings to the list of eligible Oracle IaaS and PaaS Cloud Services within Your Cloud Services Account during the Services Period, You may activate and use those service offerings and the discount will be applied based on the Cloud Service category discount specified in the rate card attached to Your order or as seen in the Cloud Portal. The development, release, and timing of any future features, functionality or service offerings remains at the sole discretion of Oracle Corporation.

Replenishment at End of Services Period

If You are continuing to use Services after the end of the Services Period specified in Your order and You have not extended the Services Period and increased the Funded Allocation Value for use of eligible Oracle IaaS and PaaS Cloud Services, You will be charged for the actual usage of all Cloud Services that You activate and/or have activated within Your Cloud Services Account based on Oracle's then current price list for such Services, which can be found at https://cloud.oracle.com/en_US/ucpricing. Upon extending the term of the Services Period and increasing the amount of the Funded Allocation Value through a new order (or modification of Your existing order), You will receive the Cloud Services category discounts specified in the rate card attached to Your new order (or modification of Your existing order) or as seen in the Cloud Portal.

Roving Edge Parts. Roving Edge Infrastructure parts are limited-availability parts. This order is not eligible for any Roving Edge Infrastructure products or services, even if a Roving Edge part number is specified in the Rate Card of this order or seen in the Cloud Portal.

JEA	
Signature	
Name	_____
Title	_____
Signature Date	_____

BILL TO / SHIP TO INFORMATION

Bill To		Ship To	
Customer Name	JEA	Customer Name	JEA
Customer Address	21 W. Church Street Jacksonville, FL 32221 JACKSONVILLE FL 32202	Customer Address	21 W. Church Street Jacksonville, FL 32221 JACKSONVILLE FL 32202
Contact Name	Katura Owens	Contact Name	Katura Owens
Contact Phone	+1 (904) 665-4215	Contact Phone	+1 (904) 665-4215
Contact Email	keowens@jea.com	Contact Email	keowens@jea.com



Formal Bid and Award System

Award #4 February 26, 2021

Type of Award Request: SOLE SOURCE
Requestor Name: Magee, Jay B. – Manager Digital Communications
Requestor Phone: (904) 665-4778
Project Title: Customer Alerts and Preferences
Project Number: 10500
Project Location: JEA
Funds: O&M
Budget Estimate: \$1,728,000.00 (Line 101)

Scope of Work:

Message Broadcast has implemented a customer alert platform that is used by JEA to setup and manage ongoing, triggered and ad hoc customer alerts. The Message Broadcast platform allows JEA to manage all alerts, email, text/SMS (two way), and print, through one (1) interface. The platform hosts the Customer Preference Center (allowing customers to select how, when and what messages they wish to receive) and store customer alert preferences (data hosting). The platform integrates with systems currently used by JEA.

This award seeks to purchase access for an unlimited number of users to the Message Broadcast messaging platform, professional services (for development, support and strategic counsel), use of vanity shortcodes and access to telecom carriers to prioritize JEA's messages/traffic.

JEA IFB/RFP/State/City/GSA#: 096-15
CPA#: 151173
Purchasing Agent: Dambrose, Nickolas C.
Is this a Ratification?: NO

RECOMMENDED AWARDEE(S):

Name	Contact Name	Email	Address	Phone	Amount
MESSAGE BROADCAST	Scott Benzie	sbenzie@messagebroadcast.com	4685 MacArthur Court, Newport Beach, CA 92660	(949) 428 - 4896	\$1,809,000.00

Amount for entire term of Contract/PO: \$1,809,000.00
Award Amount for remainder of this FY: \$343,274.17
Length of Contract/PO Term: Three (3) Years, No Renewals
Begin Date (mm/dd/yyyy): 03/12/2021
End Date (mm/dd/yyyy): 03/11/2024
JSEB Requirement: N/A – Sole Source

Background/Recommendations:

The original award was approved by Awards Committee on 12/17/2015 in the amount of \$1,524,800.00 to Message Broadcast through the competitive bidding process. A copy of the previous awards are attached as backup. This new request is sole source based on the Procurement code definition "a service is a follow-up of

Services that may only be done efficiently and effectively by the Company that rendered the initial Services to JEA, provided the initial procurement was competitive.”

This request is for a new three (3) year sole source award from 03/12/2021 to 03/11/2024 and \$1,809,000.00 in funds to continue services with Message Broadcast. Continued service with Message Broadcast is required for the new Oracle Customer to Meter (C2M) billing solution, currently being implemented, which will use Message Broadcast for customer communications. Also JEA estimates a two-year implementation if JEA were to change to a new product similar to the original implementation timeline with Message Broadcast. All data used for alerts and notifications, for which Message Broadcast is the sender, as well as the information regarding customer preferences are housed inside Customer Care & Billing (CC&B), which is inside C2M. All JEA resources that would work on the project are 100 percent dedicated to C2M until a month after go-live (currently estimated late May 2021).

Message Broadcast provides a messaging platform and communication delivery services that are vital to communicating with JEA’s customers alerts in the course of their routine business with JEA, as well as for news, updates and gray sky storm information. Over the past 12 to 18 months, Message Broadcast and JEA have expanded their relationship by expanding touch points for ongoing projects. Message Broadcast also has improved its ability to anticipate JEA’s needs based on that increased level of communication and proposed services occasionally at no cost. Message Broadcast has listened to JEA needs and concerns and responded in an appropriate way, adding an automated helpdesk service for ticket creation and tracking. The original Message Broadcast full implementation, including Customer Preference Center buildout, was approximately two years in duration. This did not include the ad hoc platforms to send emails, but the Alerts Preference Center did not go live until October 2018, and the contract was signed in March 2016. Despite this new three (3) year award request JEA intends to start the competitive rebidding process in six (6) months from this award to allow time for rebidding and also enough time for a new up to two (2) year implementation of a new product, if necessary. The contract includes flexibility through termination for convenience to end early if a new product is implemented prior to the end of this award.

During this award term, Message Broadcast will continue to operate under the same goals and monthly rates as originally awarded. The original rate sheet is attached as back-up. A \$100,000 per year estimate has been added to this award as shown below to cover enhancements and ad hoc work for ad hoc projects with a fixed level of effort (LOE). This is for enhancements to existing projects that require additional time beyond JEA’s contract allotted 42.5 programming hours per month. For instance, one of the enhancements pending is for JEA’s next-gen email self-service portal, which will add an approval workflow to JEA’s existing platform and encourage greater self-service among internal clients. The refinements will require at least \$27,000 (based on the must-have enhancements JEA selected). The original rate sheet is attached as back-up. There is a budget shortage of \$81,000.00 over the term of this award. A new budget trend will be submitted for additional funding.


The cost details of the award request are seen below:

Description	Current Annual Spend	New Annual Spend
Existing Services (Hosting Customer Preference Center, Customer Alerts & Notifications Platform access, Email Service, SMS Service, Voice Service)	\$ 461,600.00	\$ 441,600.00
Enhancements and Unforeseen Ad Hoc Project Work	\$0.00	\$100,000.00
Ad hoc Campaign Management	\$ 59,400.00	\$ 59,400.00
Passive Email Validation	\$ 0.00	\$ 2,000.00
Annual Total	\$ 521,000.00	\$603,000.00
Total Award Request (3 Years)	\$1,563,000.00	\$1,809,000.00

Request approval to award a sole source award to Message Broadcast for Customer Alerts and Preferences in the amount of \$1,809,000.00, subject to the availability of lawfully appropriated funds.

Manager: Magee, Jay B. - Manager Digital Communications
Director: Goldberg, David M. - Director Customer & Community Engagement
Chief/VP: Pressley, Sheila E. - Chief Customer Officer

APPROVALS:

 02/26/2021

Chairman, Awards Committee **Date**

 3/1/21

Budget Representative **Date**

Approved by the JEA Awards Committee

Date: 03/05/2020 Item# 4

Formal Bid and Award System

Award #4 March 5, 2020

Type of Award Request: RENEWAL
Request #: 6783
Requestor Name: Magee, Jay B. - Manager Digital Communications
Requestor Phone: (904) 665-4778
Project Title: Customer Alerts and Preferences
Project Number: 10500
Project Location: JEA
Funds: O&M
Budget Estimate: \$511,600.00 (FY20 O&M budget line 1366)

Scope of Work:

Message Broadcast has implemented a customer alert platform that is used by JEA to setup and manage ongoing, triggered and ad hoc customer alerts. The Message Broadcast platform allows JEA to manage all alerts, email, text/SMS (two way), voice (two way), and print, through one (1) interface. The platform hosts the Customer Preference Center (allowing customers to select how, when and what messages they wish to receive) and store customer alert preferences (data hosting). The platform integrates with systems currently used by JEA.

This project impacts the following JEA measures of value:

Customer Value: The ability to rapidly disseminate important messages to all JEA stakeholders via SMS, email or voice through a consistent digital platform will help position JEA as a trusted adviser, especially in crisis situations such as storm/gray sky.

Community and Environmental Value: The Message Broadcast platform provides a cost-efficient means to disseminate messages about JEA's community engagement programs and environmental stewardship. Furthermore, the digital media used through the platform replaces tangible and more costly resources such as paper, which means fewer landfill or recycling inputs to the environment.

Financial Value:

JEA is committed to consolidating key alerts and notifications in a repository managed by Message Broadcast, which drives economies of scale through working with a single vendor. The digital message dissemination also replaces more costly per-unit communication channels such as mailings and tangible resources such as paper, ink, printing, etc.

JEA IFB/RFP/State/City/GSA#: 096-15
Purchasing Agent: Dambrose, Nick
Is this a Ratification?: NO

RECOMMENDED AWARDEE(S):

Name	Contact Name	Email	Address	Phone	Award Amount
MESSAGE BROADCAST	Pooja Shah	pshah@messagebroadcast.com	4301 Westbank Dr Bldg A Suite 250, Austin TX 78746	(949) 428-7852	\$588,470.00

Amount of Original Award: \$1,524,800.00

Date of Original Award: 12/17/2015
Renewal Amount: \$588,470.00

List of Previous Change Orders/Amendments

CPA#	Amount	Date
151173	\$9,945.00	02/22/2017
151173	\$461,600.00	02/21/2019
151173	\$65,000.00	02/04/2020

New Not-To-Exceed Amount: \$2,649,815.00
Length of Contract/PO Term: Three (3) Years w/Two (2) – 1 Yr. Renewals
Begin Date (mm/dd/yyyy): 03/11/2016
End Date (mm/dd/yyyy): 03/11/2021
Renewal Options: None remaining
JSEB Requirement: JSEB participation was an evaluation criterion
Comments on JSEB Requirements: Proposer did not name a JSEB firm.

Background/Recommendations:

Originally approved by Awards Committee on 12/17/2015 in the amount of \$1,524,800.00 to Message Broadcast through the competitive bidding process. A copy of the original award is attached as backup.

On 02/22/2017, an increase of \$9,945.00 was added for additional scope to add professional service hours to Research and Development, for proof of concept for passing account numbers as ANI and through SIP and additional scripting and programming for all pending alerts and channel additions. On 02/21/2019, a one (1) year renewal was awarded to Message Broadcast to maintain the existing scope of work for one year under the same operational goals and budget in the amount of \$461,600.00. On 02/04/2020 an increase of \$65,000.00 was added to cover higher than forecasted usage.

This request is for approval to execute the second and final one (1) year renewal from 03/11/2020 to 03/10/2021, and to add \$588,470.00 in additional funds. This renewal includes \$461,600.00 for the existing scope of work and \$126,870.00 for three (3) new services not contained in the existing contract. The new services will include a one-time \$67,470.00 cost to implement and \$59,400.00 annually. The three (3) new services are described below:

Self Service Email V3 - This interface is intended to provide JEA's internal clients with the ability to create and manage email campaigns in the current V2 portal while maintaining all campaigns in one central location. Additionally, this will enable the Digital Communications business leader oversight over, and management of, all campaign assets and campaign reports while empowering departmental business users to self-administrate, reducing staff time.

Ad hoc Campaign Management (EONS) – This provides JEA access to the EONS Ad Hoc Communication Platform enabling JEA to create and send Ad-Hoc communications.

Passive Email Validation – This provides JEA with Email validation services through a customized batch process.

Message Broadcast has been an important business partner in ensuring JEA can rapidly distribute messages to key stakeholders through email, voice and SMS platforms. JEA has explored and requested further strategic opportunities with Message Broadcast which includes leveraging its proprietary EONS platform and MobileRIGHT solutions, which could aid JEA in more efficiently and rapidly deploying messages to key stakeholders through voice and SMS platforms, cutting delivery windows during outage/storm/gray sky situations. The additional scope will add new self-service options to deploy customer communications more efficiently and rapidly in times of urgent need (especially evenings, weekends, holidays), as well as improve the quality of JEA's data (in the case of the passive email validation project). These enhanced tools largely leverage

existing customer communication channels, but the key value driver is they will make it a lot easier and faster to get JEA messages to targeted audiences when needed most. V3 email portal will allow internal clients to push messages on their timeline (with an approval workflow), and EONS will allow Digital Communications to initiate ad hoc campaigns without incurring vendor staff time and programming hours, as is the case now. In the case of the latter, this will help JEA drive more predictability around our budget and mitigate monthly cost overruns.

Message Broadcast has maintained the same price on the existing services. On the new services Message Broadcast lowered the cost of its implementation \$25,857.00 (28%) via a reduction in its professional service hours and rates from their typical baseline rates. The ongoing monthly cost of the EONS was discounted a total of \$120,600.00 (67%) from their typical baseline rate over the twelve month term of this renewal. Message Broadcast also agreed to waive its implementation cost of its Passive Email Validation. The \$76,870.00 FY20 budget shortfall will be covered in the FY21 budget. The cost details of this renewal and additional scope are seen below:

Description	Type	Current Spend	Additional Scope Baseline Price	Additional Scope Negotiated Price	Estimated Savings
Existing Services	Ongoing (12 Months)	\$461,600.00	N/A	N/A	\$0.00
New Service - Self Service Email V3	One Time Implementation	N/A	\$63,492.00	\$57,720.00	\$5,772.00
New Service - Ad hoc Campaign Management (EONS)	Ongoing (12 Months)	N/A	\$180,000.00	\$59,400.00	\$120,600.00
New Service - Ad hoc Campaign Management (EONS)	One Time Implementation	N/A	\$11,700.00	\$9,750.00	\$1,950.00
New Service - Passive Email Validation	One Time Implementation	N/A	\$18,135.00	Waived	\$18,135.00
New Service - Passive Email Validation	Ongoing (12 Months)	N/A	\$0.002/email	\$0.002/email	
Totals		\$461,600.00	\$273,327.00	\$126,870.00	\$146,457.00

Procurement tracks two different types of savings. The total cost difference is comparing the current pricing with the proposed pricing (+/-). The total sourcing savings is determined by negotiations, BAFO savings and value added savings. Below is the result for this award:

* Total cost difference: N/A

* Total sourcing savings: \$146,457.00

Request approval for a one (1) year renewal and additional scope to Message Broadcast for the renewal of Customer Alerts and Preferences in the amount of \$588,470.00 for a new not-to-exceed total of \$2,649,815.00 subject to the availability of lawfully appropriated funds.

Director: Goldberg, David M. - Director Customer & Community Engagement

VP: Stewart, Kerri - VP & Chief Customer Officer

APPROVALS:

3/5/2020

Chairman, Awards Committee **Date**

3/5/20

Manager, Capital Budget Planning **Date**

Approved by the JEA Awards Committee

Date: 02/21/2019Item# 3

Formal Bid and Award System

CPA 151173

Award #3 February 21, 2019

Type of Award Request: RENEWAL
Request #: 6494
Requestor Name: Magee, Jay B. - Manager Digital Communications
Requestor Phone: 904-665-4778
Project Title: Customer Alerts and Preferences
Project Number: 10500
Funds: O&M
Budget Estimate: \$461,600.00 (O&M budget line 825)

Scope of Work:

Message Broadcast has implemented a customer alert platform that is used by JEA to setup and manage ongoing, triggered and ad hoc customer alerts. The Message Broadcast platform allows JEA to manage all alerts, email, text/SMS (two way), voice (two way), and print, through one (1) interface. The platform hosts the Customer Preference Center (allowing customers to select how, when and what messages they wish to receive) and store customer alert preferences (data hosting). The platform integrates with systems currently used by JEA.

This project will positively affect JEA Measures of Value:

- **Customer Value:** The ability to rapidly disseminate important messages to all JEA stakeholders via SMS, email or voice through a consistent digital platform will help position JEA as a trusted adviser, especially in crisis situations such as storm/gray sky.
- **Community and Environmental Value:** The Message Broadcast platform provides a cost-efficient means to disseminate messages about JEA's community engagement programs and environmental stewardship. Furthermore, the digital media used through the platform replaces tangible and more costly resources such as paper, which mean fewer landfill or recycling inputs to the environment.
- **Financial Value:** JEA is committed to consolidating key alerts and notifications in a repository managed by Message Broadcast, which drives economies of scale through working with a single vendor. The digital message dissemination also replaces more costly per-unit communication channels such as mailings and tangible resources such as paper, ink, printing, etc.

JEA IFB/RFP/State/City/GSA#: 096-15
Purchasing Agent: Dambrose, Nick
Is this a ratification?: NO

RECOMMENDED AWARDEE(S):

Name	Contact Name	Email	Address	Phone	Amount
MESSAGE BROADCAST	Pooja Shah	pshah@messagebroadcast.com	4301 WESTBANK DR BLDG A SUITE 250, AUSTIN TX 78746	949.428.7852	\$461,600.00

Amount of Original Award: \$1,524,800.00
Date of Original Award: 12/17/2015
Renewal Amount: \$461,600.00

List of Previous Change Order/Amendments:

CPA #	Amount	Date
151173	\$9,945.00	02/22/2017

New Not-To-Exceed Amount: \$1,996,345.00
Length of Contract/PO Term: Three (3) Years w/Two (2) – 1 Yr. Renewals
Begin Date (mm/dd/yyyy): 03/11/2016
End Date (mm/dd/yyyy): 03/11/2020
Renewal Options: YES – One (1) – 1 Yr. Renewals
JSEB Requirement: JSEB participation was an evaluation criterion
Comments on JSEB Requirements: Proposer did not name a JSEB firm.

Background/Recommendations:

Originally approved by Awards Committee on 12/17/2015 in the amount of \$1,524,800.00 to Message Broadcast through the competitive bidding process. A copy of the original award is attached as backup.

On 11/10/2016, an increase of \$9,945.00 was added for additional scope to add professional service hours to Research and Development, for proof of concept for passing account number as ANI and through SIP and additional scripting and programing for all pending alerts and channel additions.

This request is for a one (1) year contract renewal from 03/11/2019 to 03/10/2020 and increase in funds of \$461,600.00. During the renewal Message Broadcast will continue to operate under the same goals and annual budget. All monthly rates will remain the same as originally awarded. The original rate sheet is attached as back-up. JEA may use the final renewal or may rebid these services following this renewal. The awarded amount is the same as the O&M budget.


Message Broadcast has been an important business partner in ensuring JEA can rapidly distribute messages to key stakeholders through email, voice and SMS platforms. JEA is currently migrating and consolidating alerts and notifications from in-house data systems to MB as the primary data repository for Alerts Preference Center. JEA is also currently exploring further strategic opportunities with Message Broadcast which include leveraging its proprietary EONS platform and MobileRIGHT solutions, which could aid JEA in more efficiently and rapidly deploying messages to key stakeholders through voice and SMS platforms, cutting delivery windows during outage/storm/gray sky situations.

Request approval to award a one (1) year contract renewal to Message Broadcast for customer alerts in the amount of \$461,600.00, with a new not-to-exceed amount of \$1,996,345.00, subject to the availability of lawfully appropriated funds.

Director: Goldberg, David M. - Director Customer & Community Engagement
VP: Stewart, Kerri - VP & Chief Customer Officer

APPROVALS:

 2/21/19
Chairman, Awards Committee Date

 2/21/19
Manager, Capital Budget Planning Date

Approved by the JEA Awards Committee

Date 12/17/15 Item # _____



Formal Bid and Award System

Award #2 December 17, 2015

Type of Award Request: PROPOSAL (RFP)
Request #: 352
Requestor Name: Benavides, Maria L.
Requestor Phone: (904) 665-7046
Project Title: Customer Alerts and Preferences
Project Number: 10500 and 008-197E
Project Location: JEA
Funds: Capital and O&M
Award Estimate:

Description of Request:

JEA is looking to select and implement an Alert Platform that will be used by JEA to setup and manage ongoing, triggered and ad hoc alerts. The chosen platform needs to enable JEA to manage *all* alerts, email, text/SMS (two way), voice (two way), and potentially print, through *one* (1) interface. JEA also expects the chosen platform to host the Customer Preference Center (allowing customers to select how, when and what messages they wish to receive) and store customer alert preferences (data hosting). The preferred platform will be able to integrate with all or some of the systems currently used by JEA.

Requisition Number:
JEA IFB/RFP/State/City/GSA#: 096-15
Purchasing Agent: Lovgren, Rodney D.
Is this a Ratification?: NO

RECOMMENDED AWARDEE(S): 151173

Name	Contact Name	Email	Address	Phone	Amount
Message Broadcast	Bill Potter	bpotter@messagebroadcast.com	4685 MacArthur Court Newport Beach, CA 92660	(949) 428-4890	\$1,524,800.00

Amount for entire term of Contract/PO: \$1,524,800.00
Award Amount for remainder of this FY: \$420,800.00
Length of Contract/PO Term: Three (3) Years w/Two (2) – 1 Yr. Renewals
Begin Date (mm/dd/yyyy): 01/04/2016
End Date (mm/dd/yyyy): 01/04/2019
Renewal Options: YES – Two (2) – 1 Yr. Renewals
JSEB Requirement: JSEB participation was an evaluation criterion.
Comments on JSEB Requirements: Proposer did not name a JSEB firm.

BIDDER:

Name	Amount	Rank	Score	Disqualified	Reason
MESSAGE BROADCAST	\$1,524,800.00	1	87.3	NO	
IFACTOR CONSULTING INC	\$3,046,000.00	2	52.8	NO	
YES, LIFECYCLE MARKETING	N/A	0	0	YES	Vendor did not meet minimum qualifications
CARASOFT - SALES FORCE MARKETING	N/A	0	0	YES	Vendor did not meet minimum qualifications

Background/Recommendations:


Advertised 8/28/2015. Seven (7) companies attended the first mandatory pre-proposal meeting held on 9/14/2015. A second pre-proposal meeting was held on 9/21/2015, and nine (9) companies attended. At proposal opening on 10/6/2015, JEA received four (4) proposals. The proposals were independently evaluated and scored. The scores were approved at JEA's public evaluation meeting on 11/17/2015. Message Broadcast had the highest average ranking score. A copy of the evaluation matrix and quotation of rates are attached.


096-15 – Request approval to award a three (3) year contract to Message Broadcast for an Alert Platform that will be used by JEA to setup and manage ongoing, triggered and ad hoc alerts, in the amount of \$1,524,800.00, subject to the availability of lawfully appropriated funds.

Manager:

Director: Upton, Jane M. - Dir Customer & Community Engagement
VP: Whiting, Monica A. - Chief Customer Officer

APPROVALS:

 _____ 12-17-15
 Chairman, Awards Committee Date

 _____ 12-17-15
 Manager, Capital Budget Planning Date

APPENDIX B - BID WORKBOOK - 096-15 CUSTOMER ALERTS AND PREFERENCES

Quotation of Rates (65 points)
 Estimated customer base: 420,000

SECTION A: ALERTS & NOTIFICATIONS	IMPLEMENTATION / SETUP / INTERFACES - ONE TIME EXPENSE	MONTHLY COST	MONTHS	THREE YEAR COST	MILESTONE PAYMENT COST
Data Integration (real time) - Integrate Alert Platform with JEA systems (refer to Phase 1 & Phase 2)					\$ 35,000.00
Enable Alert Platform (activation, dashboard setup, testing, etc.) (refer to Phase 3 and Phase 4)					\$ 15,000.00
Setup of Customer Alert Preference Center (built to match design requirements) (refer to Phase 5)					\$150,000.00
TOTAL SECTION A - IMPLEMENTATION / SETUP / INTERFACES					\$200,000.00

SECTION B: ALERTS AND NOTIFICATIONS COSTS - RECURRING EXPENSES (SUPPORT OF ALL ACCOUNTS)	ITEMS	MONTHLY COST	MONTHS	THREE YEAR COST
Hosting Customer Preference Center	Hosting Preference Center Up to 1 million messages	\$ 7,500.00	36	\$ 270,000.00
Email - estimated 1,000,000 messages sent per month				
Text/SMS - estimated 1,000,000 messages (1 and/or 2-way message) per month	Up to 1 million messages	\$ 4,900.00	36	\$ 176,400.00
Voice - estimated 500,000 messages (1 and/or 2-way message) per month	Up to 500K messages	\$ 9,900.00	36	\$ 356,400.00
TOTAL SECTION B - ALERTS AND NOTIFICATIONS				\$ 522,000.00
THREE YEAR TOTAL OF SECTIONS A & B (Transfer This Total to Proposed Fee Form)				
				\$1,324,400.00
				\$2,824,800.00

OPTIONAL PRICING (NOT TO BE INCLUDED IN TOTAL BID COST)	AD HOC SERVICES	COST
No of hours of Professional Services per month included - based on usage above		
Development Time* - Email message (hourly rate)	(42 hours) Hourly Rate	\$-0-
Development Time* - Voice message (hourly rate)	Hourly Rate	\$-0-
Development Time* - Text / SMS message (hourly rate)	Hourly Rate	\$-0-
Professional Services (hourly rate)	Hourly Rate	\$-0-
Cost for additional email beyond 1,000,000 messages	Unit/Block Cost	\$195.00
		\$,000

Cost for additional text/SMS messages beyond 1,000,000 messages	Unity/Block Cost	\$0.099
Cost for additional voice beyond 500,000 messages	Unity/Block Cost	\$0.290

OPTIONAL - This would allow JEA the option to use the vendor services at a set hourly rate, rather than handle the development of new messages in house - development could include: design, programming, setup, etc.

**AMENDMENT #4
TO CONTRACT #151173
BETWEEN
JEA
AND
MESSAGE BROADCAST LLC
FOR
CUSTOMIZED PLATFORM FOR JEA’S CUSTOMER
ALERTS AND NOTIFICATIONS**

THIS AMENDMENT NUMBER 4 (“Fourth Amendment”) is made and entered into this _____ day of March 2021, (the “Effective Date”), by and between **JEA**, a body politic and corporate located at 21 W. Church St., Jacksonville, Florida 32202, and **MESSAGE BROADCAST, LLC**, a California limited liability company authorized to perform work in the State of Florida, with a corporate office located at 4585 MacArthur Court, Newport Beach, CA 92660 (the “Company”).

RECITALS:

WHEREAS, on March 11, 2016, the parties made and entered into an agreement (the “Original Agreement”) under which Company agreed to provide “Customized Platform for JEA’s Customer Alerts and Notifications”, through March 11, 2019, (the “Term”), with the option of two (2), one (1) year renewals and with a Maximum Indebtedness of One Million Five Hundred Twenty-Four Thousand Eight Hundred and 00/100 Dollars (\$1,524,800.00); and

WHEREAS, on October 1, 2016, JEA increased the Maximum Indebtedness, as allowed by the JEA Procurement Code, for additional scope of work to add professional service hours to research and development, in the amount of Nine Thousand Nine Hundred Forty-Five and 00/100 Dollars (\$9,945.00), for a new Maximum Indebtedness of One Million Five Hundred Thirty-Four Thousand Seven Hundred Forty-Five and 00/100 Dollars (\$1,534,745.00); and

WHEREAS, on February 26, 2019: JEA increased the Maximum Indebtedness in the amount of Four Hundred Sixty-One Thousand Six Hundred and 00/100 Dollars (\$461,600.00), to continue to distribute messages to key stakeholders through email, voice and SMS platforms, which shall be invoiced to JEA in accordance with Exhibit A, attached hereto. The new

Maximum Indebtedness shall be One Million Nine Hundred Ninety-Six Thousand Three Hundred Forty-Five and 00/100 Dollars (\$1,996,345.00); and the parties renewed the Term of the Original Agreement for one (1) year, through March 31, 2020; and

WHEREAS, on March 31, 2020: JEA increased the Maximum Indebtedness in the amount of Five Hundred Eighty-Eight Thousand Four Hundred Seventy and 00/100 Dollars (\$588,470.00). The new Maximum Indebtedness shall be Two Million Five Hundred Eighty-Five Thousand Four Hundred Fifteen and 00/100 Dollars (\$2,585,415.00); and the parties renewed the Term of the Original Agreement for nine months, through March 31, 2021; and

WHEREAS, now JEA desires to increase the Maximum Indebtedness, as approved by the JEA Awards Committee, in the amount of One Million Five Hundred Fifty-Seven Thousand and 00/100 Dollars (\$1,557,000.00), and the parties desire to renew the Term for (36) months until March 31, 2024.

IN CONSIDERATION of the Original Agreement and for the mutual promises and covenants herein contained, the sufficiency and receipt of which is hereby acknowledged, the parties agree as follows:

AGREEMENT:

1. **Maximum Indebtedness.** The Maximum Indebtedness of Original Agreement shall be increased by One Million Five Hundred Fifty-Seven Thousand and 00/100 Dollars (\$1,557,000.00). The total Maximum Indebtedness shall now be Four Million One Hundred Forty-Two Thousand Four Hundred Fifteen and 00/100 Dollars (\$4,142,415.00).

2. **Term.** The Term of the Original Agreement shall be extended until March 31, 2024, at and for the prices established in the Original Agreement and as described on Exhibit A, attached hereto.

3. The above recitals are true and correct and, by reference, are incorporated herein and made part hereof.

SAVE AND EXCEPT as hereby specifically amended herein, the terms and conditions of the Original Agreement, as amended, shall remain in full force and effect.

The above recitals are true and correct and, by reference, are incorporated herein and made part hereof.

ATTEST:

MESSAGE BROADCAST, LLC

By: _____

By: _____

Name: _____

Name: William Potter

Title: _____

Title: Managing Member

Date: _____

Date: _____

ATTEST:

JEA

By: _____

By: _____

Name: Maurice Scarboro

Jenny McCollum

Title: Procurement Contracts
Associate

Director, Procurement Services

Date: _____

Date: _____

**EXHIBIT A
PRICING**

Description	Type	36-Month Spend	Annual Spend	Monthly Fee
Hosting Customer Preference Center	Ongoing (36 Months)	\$270,000.00	\$90,000.00	\$7,500.00
Customer Alerts & Notifications - Platform Access	Ongoing (36 Months)			
Email Service - Up to 1,000,000 cost for additional email beyond 1,000,000 messages \$0.0049		\$176,400.00	\$58,800.00	\$4,900.00
SMS Service - Up to 1,000,000 cost for additional SMS beyond 1,000,000 messages \$0.0099		\$356,400.00	\$118,800.00	\$9,900.00
Voice Service - Up to 500,000 cost for additional SMS beyond 1,000,000 messages \$0.0290		\$522,000.00	\$174,000.00	\$14,500.00
Total Current Services		\$1,324,800.00	\$441,600.00	\$36,800.00
Unforeseen Ad Hoc		\$100,000.00		\$0.00
Passive Email Validation	Ongoing (36 Months)			\$0.002/email
Ad hoc Campaign Management (EONS)	Ongoing (36 Months)	\$178,200.00	\$59,400.00	\$4,950.00
Vanity Short Code Fees	Ongoing (36 Months)			
DOES NOT INCLUDED monthly carrier pass-through fees for short code 665600				
Professional Hours - 42 Hours Per Month Included				
Professional Hourly Rate		\$195		
36-Month Totals		\$1,809,000.00		\$43,250.00

MESSAGE BROADCAST PRICING OPTIONS
Prepared for JEA, August 19, 2024 (updated Sept. 19, 2024)

12-Month Option

Description	Type	Current Nine Month Annual Spend	Monthly Fee
Hosting Customer Preference Center	Ongoing (12 Months)	\$96,390.00	\$8,032.50
Customer Alerts & Notifications - Platform Access	Ongoing (12 Months)		
Email Service - Up to 1,000,000 cost for additional email beyond 1,000,000 messages \$0.0049		\$58,800.00	\$4,900.00
SMS Service - Up to 1,000,000 cost for additional SMS beyond 1,000,000 messages \$0.0099		\$118,800.00	\$9,900.00
Voice Service - Up to 500,000 cost for additional SMS beyond 1,000,000 messages \$0.0290		\$174,000.00	\$14,500.00
Passive Email Validation	Ongoing (12 Months)		\$0.002/email
Ad hoc Campaign Management (EONS)	Ongoing (12 Months)	\$63,617.40	\$5,301.45
Vanity Short Code Fees	Ongoing (12 Months)		
Recurring Monthly Vanity Short Code Fees 665600		\$18,000.00	\$1,500.00
Monthly carrier pass-through fees for short code 665600		\$2,099.04	\$174.92
Professional Hours - 42 Hours Per Month Included			
Professional Hourly Rate		\$285	
12-Month Totals		\$531,706.44	\$44,308.87

***Early termination Fee – In the event JEA terminates this 12-month agreement early, other than renewing it with a new multi-year contract, the remaining months shall be invoiced and due at 15% of the total monthly fee balance.**

18-Month Option

Description	Type	Current Nine Month Annual Spend	Monthly Fee
Hosting Customer Preference Center	Ongoing (18 Months)	\$141,831.00	\$7,879.50
Customer Alerts & Notifications - Platform Access	Ongoing (18 Months)		
Email Service - Up to 1,000,000 cost for additional email beyond 1,000,000 messages \$0.0049		\$88,200.00	\$4,900.00
SMS Service - Up to 1,000,000 cost for additional SMS beyond 1,000,000 messages \$0.0099		\$178,200.00	\$9,900.00
Voice Service - Up to 500,000 cost for additional SMS beyond 1,000,000 messages \$0.0290		\$261,000.00	\$14,500.00
Passive Email Validation	Ongoing (18 Months)		\$0.002/email
Ad hoc Campaign Management (EONS)	Ongoing (18 Months)	\$93,608.46	\$5,200.47
Vanity Short Code Fees	Ongoing (18 Months)		
Recurring Monthly Vanity Short Code Fees 665600		\$27,000.00	\$1,500.00
Monthly carrier pass-through fees for short code 665600		\$3,148.56	\$174.92
Professional Hours - 42 Hours Per Month Included			
Professional Hourly Rate		\$265	
18-Month Totals		\$792,988.02	\$44,054.89

***Early termination Fee – In the event JEA terminates this 18-month agreement early, other than renewing it with a new multi-year contract, the remaining months shall be invoiced and due at 25% of the total monthly fee balance.**

24-Month Option

Description	Type	Current 24 Month Spend	Monthly Fee
Hosting Customer Preference Center	Ongoing (24 Months)	\$183,600.00	\$7,650.00
Customer Alerts & Notifications - Platform Access	Ongoing (24 Months)		
Email Service - Up to 1,000,000 cost for additional email beyond 1,000,000 messages \$0.0049		\$117,600.00	\$4,900.00
SMS Service - Up to 1,000,000 cost for additional SMS beyond 1,000,000 messages \$0.0099		\$237,600.00	\$9,900.00
Voice Service - Up to 500,000 cost for additional SMS beyond 1,000,000 messages \$0.0290		\$348,000.00	\$14,500.00
Passive Email Validation	Ongoing (24 Months)		\$0.002/email
Ad hoc Campaign Management (EONS)	Ongoing (24 Months)	\$121,176.00	\$5,049.00
Vanity Short Code Fees	Ongoing (24 Months)		
Recurring Monthly Vanity Short Code Fees 665600		\$36,000.00	\$1,500.00
Monthly carrier pass-through fees for short code 665600		\$4,198.08	\$174.92
Professional Hours - 42 Hours Per Month Included			
Professional Hourly Rate		\$235	
24-Month Totals		\$1,048,174.08	\$43,673.92

***Early termination Fee – In the event JEA terminates this 24-month agreement early, other than renewing it with a new multi-year contract, the remaining months shall be invoiced and due at 25% of the total monthly fee balance.**

Regular Agenda - Award #1 Supporting Documents 10/03/24

Description	Type	Current Nine Month Annual Spend	Monthly Fee	Type	Current Nine Month Annual Spend	Monthly Fee	Type	Current 24 Month Spend	Monthly Fee	Previous Year 2/2024 10-Month Extension	Monthly Fee
Hosting Customer Preference Center	Ongoing (12 Months)	\$96,390.00	\$8,032.50	Ongoing (18 Months)	\$141,831.00	\$7,879.50	Ongoing (24 Months)	\$183,600.00	\$7,650.00		
Customer Alerts & Notifications - Platform Access	Ongoing (12 Months)			Ongoing (18 Months)			Ongoing (24 Months)				
Email Service - Up to 1,000,000 cost for additional email beyond 1,000,000 messages \$0.0049		\$58,800.00	\$4,900.00		\$88,200.00	\$4,900.00		\$117,600.00	\$4,900.00		
SMS Service - Up to 1,000,000 cost for additional SMS beyond 1,000,000 messages \$0.0099		\$118,800.00	\$9,900.00		\$178,200.00	\$9,900.00		\$237,600.00	\$9,900.00		
Voice Service - Up to 500,000 cost for additional SMS beyond 1,000,000 messages \$0.0290		\$174,000.00	\$14,500.00		\$261,000.00	\$14,500.00		\$348,000.00	\$14,500.00		
Passive Email Validation	Ongoing (12 Months)		\$0.002/email	Ongoing (18 Months)		\$0.002/email	Ongoing (24 Months)		\$0.002/email		
Ad hoc Campaign Management (EONS)	Ongoing (12 Months)	\$63,617.40	\$5,301.45	Ongoing (18 Months)	\$93,608.46	\$5,200.47	Ongoing (24 Months)	\$121,176.00	\$5,049.00		
Vanity Short Code Fees	Ongoing (12 Months)			Ongoing (18 Months)			Ongoing (24 Months)				
Recurring Monthly Vanity Short Code Fees 665600		\$18,000.00	\$1,500.00		\$27,000.00	\$1,500.00		\$36,000.00	\$1,500.00		
Monthly carrier pass-through fees for short code 665600		\$2,099.04	\$174.92		\$3,148.56	\$174.92		\$4,198.08	\$174.92		
Professional Hours - 42 Hours Per Month Included											
Professional Hourly Rate		\$285			\$265			\$235			
12-Month Totals		\$531,706.44	\$44,308.87								
18-Month Totals					\$792,988.02	\$44,054.89					
24-Month Totals								\$1,048,174.08	\$43,673.92	\$589,248.20	\$58,924.82
		Cost Diff % 12mo VS 24mo	1.433%		Cost Diff % 18mo VS 24mo	0.865%		Cost Diff % 10mo VS 24mo	25.882%		

Regular Agenda - Award #2 Supporting Documents 10/03/24

1411823046 Appendix B - Response Forms
 Ferric Chloride - Iron Based Struvite Control Chemicals

Submit the Bid electronically as described in section 1.1.4 of the Solicitation.

Company Name: PVS Technolgies, Inc.

Company's Address: 10900 Harper Ave., Detroit, MI 48213

License Number: _____

Phone Number: 313-921-1200 FAX No: 313-571-6765 Email Address: bids@pvschemicals.com

BID SECURITY REQUIREMENTS <input checked="" type="checkbox"/> None required <input type="checkbox"/> Certified Check or Bond (Five Percent (5%))	TERM OF CONTRACT <input type="checkbox"/> One Time Purchase <input checked="" type="checkbox"/> Annual Requirements - 3 years, two (2), one (1) year renewals <input type="checkbox"/> Other, Specify - Project Completion
---	--

SAMPLE REQUIREMENTS <input checked="" type="checkbox"/> None required <input type="checkbox"/> Samples required prior to Bid Opening <input type="checkbox"/> Samples may be required subsequent to Bid Opening	SECTION 255.05, FLORIDA STATUTES CONTRACT BOND <input checked="" type="checkbox"/> None required <input type="checkbox"/> Bond required 100% of Bid Award
---	--

QUANTITIES <input type="checkbox"/> Quantities indicated are exacting <input checked="" type="checkbox"/> Quantities indicated reflect the approximate quantities to be purchased Throughout the Contract period and are subject to fluctuation in accordance with actual requirements.	INSURANCE REQUIREMENTS <p style="text-align: center;">Insurance required</p>
--	---

PAYMENT DISCOUNTS <input type="checkbox"/> 1% 20, net 30 <input type="checkbox"/> 2% 10, net 30 <input checked="" type="checkbox"/> Other 0% Net 30 Days <input type="checkbox"/> None Offered	
---	--

ENTER YOUR BID FOR SOLICITATION 1411823046	TOTAL RESPONSE PRICE
Total Response Price from Page 2 of the Bid Form	\$ 4,508,400.00

I have read and understood the Sunshine Law/Public Records clauses contained within this solicitation. I understand that in the absence of a redacted copy my proposal will be disclosed to the public "as-is".

BIDDER CERTIFICATION

By submitting this Bid, the Bidder certifies that it has read and reviewed all of the documents pertaining to this Solicitation, that the person signing below is an authorized representative of the Bidding Company, that the Company is legally authorized to do business in the State of Florida, and that the Company maintains in active status an appropriate contractor's license for the work (if applicable). The Bidder also certifies that it complies with all sections (including but not limited to Conflict Of Interest and Ethics) of this Solicitation.

We have received addenda _____ through _____


 Handwritten Signature of Authorized Officer of Company or Agent

9/4/2024
 Date

Milisav M. Bulatovic, Treasurer
 Printed Name and Title

Regular Agenda - Award #2 Supporting Documents 10/03/24

1411823046 Appendix B - Response Forms
 Ferric Chloride - Iron Based Struvite Control Chemicals

Item	Description	UOM	Approx. Annual Volume	Three Year Forecast	Unit Cost/Gallon	Estimated Total Cost
1	Ferric Chloride	Gallons	520,000	1,560,000	\$2.89	\$ 4,508,400.00-
2*	Ferric Sulfate	Gallons	328,500	985,500	No Bid	\$ No Bid -
Total Response Price (Adding Items 1 and 2)						\$ 4,508,400.00-
*Estimate based on consultant dosing recommendations.						

Regular Agenda - Award #2 Supporting Documents 10/03/24

1411823046 Appendix B - Response Forms
Ferric Chloride - Iron Based Struvite Control Chemicals

Minimum Qualification Responses

SECTION 1.8 MINIMUM QUALIFICATIONS

Respondent shall meet the following Minimum Qualifications to be considered eligible to submit a Response to this IFB. JEA reserves the right to ask for additional back up documentation or additional reference projects to confirm the Respondent meets the requirements stated below. A Respondent not meeting all of the following criteria will have their Response rejected:

- Respondent shall have successfully completed one (1) similar contract which has been performed in the last 24 months, date ending the bid due date. The similar contract shall be for the supply of Ferric Chloride, Iron Based Struvite Control Chemicals, or other wastewater treatment process chemicals and shall have been \$150,000.00 or greater in value.

Please note, any Respondent whose contract with JEA was terminated for default within the last two (2) years shall have their Response rejected.

NOTE: Please use the space below to explain how the Respondent meets the Minimum Qualifications mentioned above. If additional space is needed, please attach an additional document and label the response to correlate with this Minimum Qualification Section.

PVS Technologies, Inc. meets the required minimum qualification, since PVS Technologies, Inc. is the current supplier of Ferric Chloride and have been supplying JEA for multiple years.

**CERTIFIED COPY OF RESOLUTIONS
OF BOARD OF DIRECTORS
OF PVS TECHNOLOGIES, INC.**

The undersigned, being the Secretary of PVS Technologies, Inc. (the "Company"), a Michigan corporation, certifies that the following is an accurate and complete copy of resolutions duly adopted by the Board of Directors of the Company, and that said resolutions remain in full force and effect as of the date of this certificate:

"RESOLVED That the Company is authorized to submit bids to private and governmental entities for the sale of products and for the performance of services (collectively, 'Bids').


RESOLVED That the Company is authorized to enter into contracts with private and governmental entities for the sale and purchase of products and for the performance of services (collectively, 'Contracts').

FURTHER RESOLVED That the Company is authorized to submit applications for permits, licenses and other grants of authority from governmental entities which the Company requires to conduct its business (collectively, 'Applications').

FURTHER RESOLVED That the following officers of the Company, and each of them acting alone, shall be and is authorized to execute Bids, Contracts and Applications on behalf of the Company and such other documents relating to Bids, Contracts and Applications as such person deems necessary or expedient for the purposes of carrying out the terms of the Bids, Contracts and Applications or otherwise conducting the business of the Company:

President:	Christopher Thompson
Vice Presidents:	David A. Nicholson Timothy F. Nicholson
Secretary:	Jonathan S. Taub
Treasurer:	Milisav M. Bulatovic
Assistant Secretaries:	Jessica A. Taub Matthew Nowaczok"

IN WITNESS OF THESE CERTIFIED RESOLUTIONS, the undersigned has signed below and affixed the corporate seal of the Company on September 3, 2024.


Jonathan S. Taub, Secretary

Subscribed and sworn to before me on
September 3, 2024.



Notary Public, Wayne County, Michigan

My Commission Expires: 3/2/2030

Mary M. Torrey
Notary Public, Macomb County, MI
Acting in Wayne County
Commission expires March 2, 2030



The Public Health and Safety Organization

NSF Product and Service Listings

These NSF Official Listings are current as of **Friday, September 6, 2024** at 12:15 a.m. Eastern Time. Please contact NSF to confirm the status of any Listing, report errors, or make suggestions.

Alert: NSF is concerned about fraudulent downloading and manipulation of website text. Always confirm this information by clicking on the below link for the most accurate information:

<http://info.nsf.org/Certified/PwsChemicals/Listings.asp?Company=3U690&>

NSF/ANSI/CAN 60 Drinking Water Treatment Chemicals - Health Effects

PVS Technologies

10900 Harper Avenue

Detroit, MI 48213

United States

313-571-1100

[Visit this company's website](http://www.pvschemicals.com)

(<http://www.pvschemicals.com>)

Facility : Decatur, AL

Ferrous Chloride[1]

<i>Trade Designation</i>	<i>Product Function</i>	<i>Max Use</i>
Ferrous Chloride, Solution	Other	250mg/L
Liquid Ferrous Chloride	Other	250mg/L
Liquid Ferrous Chloride- DWG	Other	250mg/L

[1] This product may be used for chlorite removal.

NOTE: Only products bearing the NSF Mark on the product, product packaging, and/or documentation shipped with the product are Certified.

Regular Agenda - Award #2 Supporting Documents 10/03/24

Facility : Trinity, AL**Ferrous Chloride[1]**

<i>Trade Designation</i>	<i>Product Function</i>	<i>Max Use</i>
Ferrous Chloride, Solution	Coagulation & Flocculation	250mg/L
Liquid Ferrous Chloride	Coagulation & Flocculation	250mg/L
Liquid Ferrous Chloride- DWG	Coagulation & Flocculation	250mg/L

[1] This product may be used for chlorite removal.

NOTE: Only products bearing the NSF Mark on the product, product packaging, and/or documentation shipped with the product are Certified.

Facility : Distribution Center - Henderson, CO**Ferric Chloride**

<i>Trade Designation</i>	<i>Product Function</i>	<i>Max Use</i>
Ferric Chloride Solution	Coagulation & Flocculation	795mg/L
LFC	Coagulation & Flocculation	795mg/L
LFC DWG	Coagulation & Flocculation	795mg/L
Liquid Ferric Chloride	Coagulation & Flocculation	795mg/L
Liquid Ferric Chloride Drinking Water Grade	Coagulation & Flocculation	795mg/L

Polymer Blends[PY]

<i>Trade Designation</i>	<i>Product Function</i>	<i>Max Use</i>
Ferri+Plus 1005	Coagulation & Flocculation	798mg/L
Ferri+Plus 1010	Coagulation & Flocculation	803mg/L
Ferri+Plus 1020	Coagulation & Flocculation	500mg/L
Ferri+Plus 1050	Coagulation & Flocculation	200mg/L
Ferri+Plus 1075	Coagulation & Flocculation	133mg/L
Ferri+Plus 1100	Coagulation & Flocculation	100mg/L
Ferri+Plus 1125	Coagulation & Flocculation	80mg/L
Ferri+Plus 1150	Coagulation & Flocculation	66mg/L
Ferri+Plus 1200	Coagulation & Flocculation	50mg/L
Ferri+Plus 1300	Coagulation & Flocculation	33mg/L
Ferri+Plus 1400	Coagulation & Flocculation	25mg/L

[PY] Polyamines Certified by NSF International comply with 40 CFR 141.111 requirements for percent monomer and dose.

Facility : Augusta, GA

Ferric Chloride

<i>Trade Designation</i>	<i>Product Function</i>	<i>Max Use</i>
Ferric Chloride, Solution	Coagulation & Flocculation	795mg/L
LFC	Coagulation & Flocculation	795mg/L
LFC-DWG	Coagulation & Flocculation	795mg/L
Liquid Ferric Chloride	Coagulation & Flocculation	795mg/L
Liquid Ferric Chloride Drinking Water Grade (DWG)	Coagulation & Flocculation	795mg/L

Ferrous Chloride

<i>Trade Designation</i>	<i>Product Function</i>	<i>Max Use</i>
Ferrous Chloride, Solution	Coagulation & Flocculation	250mg/L
Liquid Ferrous Chloride	Coagulation & Flocculation	250mg/L
Liquid Ferrous Chloride - DWG	Coagulation & Flocculation	250mg/L

Facility : Distribution Center - East St. Louis, IL

Ferric Chloride

<i>Trade Designation</i>	<i>Product Function</i>	<i>Max Use</i>
Ferric Chloride, Solution	Coagulation & Flocculation	795mg/L
Liquid Ferric Chloride	Coagulation & Flocculation	795mg/L
Liquid Ferric Chloride - DWG	Coagulation & Flocculation	795mg/L

Ferrous Chloride

<i>Trade Designation</i>	<i>Product Function</i>	<i>Max Use</i>
Ferrous Chloride	Coagulation & Flocculation	250mg/L
Ferrous Chloride, Solution	Coagulation & Flocculation	250mg/L
Liquid Ferrous Chloride	Coagulation & Flocculation	250mg/L

NOTE: Only products bearing the NSF Mark are NSF Certified.

Facility : Burns Harbor, IN

Regular Agenda - Award #2 Supporting Documents 10/03/24

Ferric Chloride

<i>Trade Designation</i>	<i>Product Function</i>	<i>Max Use</i>
LFC-DWG	Coagulation & Flocculation	795mg/L
LFC	Coagulation & Flocculation	795mg/L
Ferric Chloride, Solution	Coagulation & Flocculation	795mg/L
Ferric Chloride Solution	Coagulation & Flocculation	795mg/L
Liquid Ferric Chloride Drinking Water Grade (DWG)	Coagulation & Flocculation	795mg/L
Liquid Ferric Chloride	Coagulation & Flocculation	795mg/L

Facility : Distribution Center - Kansas City, KS**Ferric Chloride**

<i>Trade Designation</i>	<i>Product Function</i>	<i>Max Use</i>
Ferric Chloride	Coagulation & Flocculation	795mg/L

Facility : Distribution Center - Louisville, KY**Ferric Chloride**

<i>Trade Designation</i>	<i>Product Function</i>	<i>Max Use</i>
Ferric Chloride DWG	Coagulation & Flocculation	795mg/L
Ferric Chloride Drinking Water Grade	Coagulation & Flocculation	795mg/L
Ferric Chloride, Solution	Coagulation & Flocculation	795mg/L
Liquid Ferric Chloride	Coagulation & Flocculation	795mg/L

Facility : Distribution Center - Baltimore, MD**Ferric Chloride**

<i>Trade Designation</i>	<i>Product Function</i>	<i>Max Use</i>
Ferric Chloride, Solution	Coagulation & Flocculation	795mg/L
Liquid Ferric Chloride	Coagulation & Flocculation	795mg/L
Liquid Ferric Chloride - DWG	Coagulation & Flocculation	795mg/L

Facility : Detroit, MI

Regular Agenda - Award #2 Supporting Documents 10/03/24

Ferric Chloride

Trade Designation	Product Function	Max Use
Ferric Chloride Solution	Coagulation & Flocculation	795mg/L
Ferric Chloride, Solution	Coagulation & Flocculation	795mg/L
LFC	Coagulation & Flocculation	795mg/L
LFC-DWG	Coagulation & Flocculation	795mg/L
Liquid Ferric Chloride	Coagulation & Flocculation	795mg/L
Liquid Ferric Chloride Drinking Water Grade (DWG)	Coagulation & Flocculation	795mg/L
Liquid Ferric Chloride LMG	Coagulation & Flocculation	795mg/L

Polymer Blends[PY]

Trade Designation	Product Function	Max Use
Ferri+Plus 1005	Coagulation & Flocculation	798mg/L
Ferri+Plus 1010	Coagulation & Flocculation	803mg/L
Ferri+Plus 1020	Coagulation & Flocculation	500mg/L
Ferri+Plus 1025	Coagulation & Flocculation	400mg/L
Ferri+Plus 1050	Coagulation & Flocculation	200mg/L
Ferri+Plus 1075	Coagulation & Flocculation	133mg/L
Ferri+Plus 1100	Coagulation & Flocculation	100mg/L
Ferri+Plus 1125	Coagulation & Flocculation	80mg/L
Ferri+Plus 1150	Coagulation & Flocculation	66mg/L
Ferri+Plus 1200	Coagulation & Flocculation	50mg/L
Ferri+Plus 1300	Coagulation & Flocculation	33mg/L
Ferri+Plus 1400	Coagulation & Flocculation	25mg/L
Ferri+Plus 3005	Coagulation & Flocculation	798mg/L
Ferri+Plus 3010	Coagulation & Flocculation	803mg/L
Ferri+Plus 3020	Coagulation & Flocculation	500mg/L
Ferri+Plus 3025	Coagulation & Flocculation	400mg/L
Ferri+Plus 3050	Coagulation & Flocculation	200mg/L
Ferri+Plus 3075	Coagulation & Flocculation	133mg/L
Ferri+Plus 3100	Coagulation & Flocculation	100mg/L
Ferri+Plus 3125	Coagulation & Flocculation	80mg/L
Ferri+Plus 3150	Coagulation & Flocculation	66mg/L
Ferri+Plus 3200	Coagulation & Flocculation	50mg/L
Ferri+Plus 3300	Coagulation & Flocculation	33mg/L
Ferri+Plus 3400	Coagulation & Flocculation	25mg/L
Ferri+Plus 4005	Coagulation & Flocculation	798mg/L
Ferri+Plus 4010	Coagulation & Flocculation	803mg/L
Ferri+Plus 4020	Coagulation & Flocculation	500mg/L
Ferri+Plus 4050	Coagulation & Flocculation	200mg/L
Ferri+Plus 4075	Coagulation & Flocculation	133mg/L
Ferri+Plus 4100	Coagulation & Flocculation	100mg/L

Ferri+Plus 4125	Coagulation & Flocculation	80mg/L
Ferri+Plus 4150	Coagulation & Flocculation	66mg/L
Ferri+Plus 4200	Coagulation & Flocculation	50mg/L
Ferri+Plus 4300	Coagulation & Flocculation	33mg/L
Ferri+Plus 4400	Coagulation & Flocculation	25mg/L
Ferri+Plus 5005	Coagulation & Flocculation	798mg/L
Ferri+Plus 5010	Coagulation & Flocculation	803mg/L
Ferri+Plus 5020	Coagulation & Flocculation	500mg/L
Ferri+Plus 5050	Coagulation & Flocculation	200mg/L
Ferri+Plus 5075	Coagulation & Flocculation	133mg/L
Ferri+Plus 5100	Coagulation & Flocculation	100mg/L
Ferri+Plus 5125	Coagulation & Flocculation	80mg/L
Ferri+Plus 5150	Coagulation & Flocculation	66mg/L
Ferri+Plus 5200	Coagulation & Flocculation	50mg/L
Ferri+Plus 5300	Coagulation & Flocculation	33mg/L
Ferri+Plus 5400	Coagulation & Flocculation	25mg/L

[PY] Polyamines Certified by NSF International comply with 40 CFR 141.111 requirements for percent monomer and dose.

Facility : Cannon Falls, MN

Ferric Chloride

Trade Designation	Product Function	Max Use
Ferric Chloride, Solution	Coagulation & Flocculation	795mg/L
Liquid Ferric Chloride	Coagulation & Flocculation	795mg/L
Liquid Ferric Chloride- DWG	Coagulation & Flocculation	795mg/L

Facility : Distribution Center - Pottstown, PA

Ferric Chloride

Trade Designation	Product Function	Max Use
Ferric Chloride, Solution	Coagulation & Flocculation	795mg/L
Liquid Ferric Chloride	Coagulation & Flocculation	795mg/L
Liquid Ferric Chloride- DWG	Coagulation & Flocculation	795mg/L

Facility : Distribution Center - Fort Worth, TX**Ferric Chloride**

<i>Trade Designation</i>	<i>Product Function</i>	<i>Max Use</i>
Ferric Chloride, Solution	Coagulation & Flocculation	795mg/L
Liquid Ferric Chloride	Coagulation & Flocculation	795mg/L
Liquid Ferric Chloride - DWG	Coagulation & Flocculation	795mg/L

Facility : Houston, TX**Ferric Chloride**

<i>Trade Designation</i>	<i>Product Function</i>	<i>Max Use</i>
Ferric Chloride LMG	Coagulation & Flocculation	795mg/L
Ferric Chloride Solution DWG (LFCD)	Coagulation & Flocculation	795mg/L
Ferric Chloride Solution EMD	Coagulation & Flocculation	795mg/L
Ferric Chloride Solution LMG	Coagulation & Flocculation	795mg/L
Ferric Chloride, Solution	Coagulation & Flocculation	795mg/L
LFC	Coagulation & Flocculation	795mg/L
LFC-DWG	Coagulation & Flocculation	795mg/L
Liquid Ferric Chloride	Coagulation & Flocculation	795mg/L
Liquid Ferric Chloride Drinking Water Grade (DWG)	Coagulation & Flocculation	795mg/L

Facility : Distribution Center - Petersburg, VA**Ferric Chloride**

<i>Trade Designation</i>	<i>Product Function</i>	<i>Max Use</i>
Ferric Chloride, Solution	Coagulation & Flocculation	795mg/L
Liquid Ferric Chloride	Coagulation & Flocculation	795mg/L
Liquid Ferric Chloride - DWG	Coagulation & Flocculation	795mg/L

Facility : New Martinsville, WV**Ferric Chloride**

<i>Trade Designation</i>	<i>Product Function</i>	<i>Max Use</i>
Ferric Chloride Solution DWG Grade	Coagulation & Flocculation	795mg/L
Ferric Chloride, Solution	Coagulation & Flocculation	795mg/L

Liquid Ferric Chloride	Coagulation & Flocculation	795mg/L
Liquid Ferric Chloride Drinking Water Grade (DWG)	Coagulation & Flocculation	795mg/L
Liquid Ferric Chloride LMG	Coagulation & Flocculation	795mg/L

Polymer Blends[PY]

<i>Trade Designation</i>	<i>Product Function</i>	<i>Max Use</i>
Ferri+Plus 1005	Coagulation & Flocculation	798mg/L
Ferri+Plus 1010	Coagulation & Flocculation	803mg/L
Ferri+Plus 1020	Coagulation & Flocculation	500mg/L
Ferri+Plus 1025	Coagulation & Flocculation	400mg/L
Ferri+Plus 1050	Coagulation & Flocculation	200mg/L
Ferri+Plus 1075	Coagulation & Flocculation	133mg/L
Ferri+Plus 1100	Coagulation & Flocculation	100mg/L
Ferri+Plus 1125	Coagulation & Flocculation	80mg/L
Ferri+Plus 1150	Coagulation & Flocculation	66mg/L
Ferri+Plus 1200	Coagulation & Flocculation	50mg/L
Ferri+Plus 1300	Coagulation & Flocculation	33mg/L
Ferri+Plus 1400	Coagulation & Flocculation	25mg/L
Ferri+Plus 3005	Coagulation & Flocculation	1005mg/L
Ferri+Plus 3010	Coagulation & Flocculation	1000mg/L
Ferri+Plus 3020	Coagulation & Flocculation	500mg/L
Ferri+Plus 3025	Coagulation & Flocculation	400mg/L
Ferri+Plus 3050	Coagulation & Flocculation	200mg/L
Ferri+Plus 3075	Coagulation & Flocculation	133mg/L
Ferri+Plus 3100	Corrosion & Scale Control	100mg/L
Ferri+Plus 3150	Coagulation & Flocculation	66mg/L

[PY] Polyamines Certified by NSF International comply with 40 CFR 141.111 requirements for percent monomer and dose.

Number of matching Manufacturers is 1

Number of matching Products is 149

Processing time was 1 seconds



Safety Data Sheet

1. PRODUCT AND COMPANY IDENTIFICATION

Product Name Ferric Chloride Solution DWG Grade
 Synonyms Iron (III) Chloride, Iron trichloride, FeCl₃
 UN/ID No. UN2582
 Item # 10244
 Revision Date May-20-2020
 Safety Data Sheet 5443
 Recommended Use Water treatment chemical
 Uses advised against Consumer uses: Private households (= general public = consumers).

Company Name
 PVS Technologies, Inc.
 10900 Harper Ave.
 Detroit, MI 48213
 (313) 571-1100
24 Hour Emergency Phone Number CHEMTREC 1-800-424-9300

2. HAZARDS IDENTIFICATION

Classification

Acute toxicity - Oral	Category 4
Skin corrosion/irritation	Category 1
Serious eye damage/eye irritation	Category 1
May be corrosive to metals	Category 1
Carcinogenicity	Category 1A

Emergency Overview

DANGER

Hazard statements Harmful if swallowed
 Causes severe skin burns and eye damage
 May cause cancer

Precautionary statements

- Prevention**
- Obtain special instructions before use
 - Do not handle until all safety precautions have been read and understood
 - Use personal protective equipment as required
 - Wash face, hands and any exposed skin thoroughly after handling
 - Do not eat, drink or smoke when using this product
 - Do not breathe dust/fume/gas/mist/vapors/spray

- Response**
- Immediately call a POISON CENTER or doctor/physician
 - Specific treatment (see section 4 on this Safety Data Sheet)

Eyes IF IN EYES: Rinse cautiously with water for several minutes. Remove contact lenses, if present and easy to do. Continue rinsing Immediately call a POISON CENTER or doctor/physician

Regular Agenda - Award #2 Supporting Documents 10/03/24

Ferric Chloride Solution DWG Grade

Skin	IF ON SKIN (or hair): Remove/Take off immediately all contaminated clothing. Rinse skin with water/shower Wash contaminated clothing before reuse
Inhalation	IF INHALED: Remove victim to fresh air and keep at rest in a position comfortable for breathing Immediately call a POISON CENTER or doctor/physician
Ingestion	IF SWALLOWED: Call a POISON CENTER or doctor/physician if you feel unwell Rinse mouth Do NOT induce vomiting

Storage

- Store locked up

Disposal

- Dispose of contents/container to an approved waste disposal plant

Other Information

Other hazards

- Toxic to aquatic life with long lasting effects
- Toxic to aquatic life

Unknown Acute Toxicity

0% of the mixture consists of ingredient(s) of unknown toxicity

3. COMPOSITION/INFORMATION ON INGREDIENTS

Chemical Name	CAS No.	EC No.	Weight-% *
Water	7732-18-5	231-791-2	55-69
Iron trichloride	7705-08-0	231-729-4	31-45
Hydrogen chloride	7647-01-0	231-595-7	0.0-1.0
Ferrous chloride	7758-94-3	231-843-4	0.0-0.7

4. FIRST AID MEASURES

General advice

- Immediate medical attention is required

Eye contact

- Immediate medical attention is required
- Do not rub affected area
- Rinse immediately with plenty of water, also under the eyelids, for at least 15 minutes
- Keep eyes wide open while rinsing

Skin contact

- Immediate medical attention is required
- Wash off immediately with soap and plenty of water while removing all contaminated clothes and shoes

Inhalation

- Call a physician or poison control center immediately
- Remove to fresh air
- If not breathing, give artificial respiration
- If breathing is labored, administer oxygen

Ingestion

- Do NOT induce vomiting
- Never give anything by mouth to an unconscious person
- Immediate medical attention is required
- Drink plenty of water
- Remove from exposure, lie down
- Clean mouth with water and drink afterwards plenty of water
- Call a physician or poison control center immediately

Note to physician

- Product is a corrosive material. Use of gastric lavage or emesis is contraindicated. Possible perforation of stomach or esophagus should be investigated. Do not give chemical antidotes. Asphyxia from glottal edema may occur. Marked decrease in blood pressure may occur with moist rales, frothy sputum, and high pulse pressure
- Treat symptomatically

Self-protection for first aid

- Use personal protective equipment as required

**Ferric Chloride Solution DWG Grade
personnel**

- Avoid contact with skin, eyes or clothing

5. FIRE-FIGHTING MEASURES

- Suitable extinguishing media**
- Dry chemical, CO₂, water spray or alcohol-resistant foam
 - Use extinguishing measures that are appropriate to local circumstances and the surrounding environment
- Unsuitable extinguishing media**
- No information available
- Specific hazards arising from the chemical**
- The product causes burns of eyes, skin and mucous membranes
 - Thermal decomposition can lead to release of irritating and toxic gases and vapors
 - In the event of fire and/or explosion, do not breathe fumes
- Protective equipment and precautions for firefighters**
- Wear a self-contained breathing apparatus and chemical protective clothing
- Flammable properties**
- No information available
- Explosive properties**
- No information available

6. ACCIDENTAL RELEASE MEASURES

- Personal precautions**
- Evacuate personnel to safe areas
 - Use personal protective equipment as required
 - Avoid contact with skin, eyes or clothing
 - Keep people away from and upwind of spill/leak
- Environmental precautions**
- For small spills, absorb material with clay absorbent or other compatible material. Dispose of the waste material according to local, state and governmental requirements.
 - For large spills, contain the material using barriers of absorbent pigs, clay absorbent or earth dams.
 - US regulations require reporting spills of this material that could reach any surface waters. The toll-free phone number for the US Coast Guard National Response Center is 1-800-424-8802
- Methods for cleaning up**
- Take up mechanically, placing in appropriate containers for disposal
 - Clean contaminated surface thoroughly
 - Soak up with inert absorbent material
 - Dike far ahead of liquid spill for later disposal
 - Prevent product from entering drains
 - Dam up
 - After cleaning, flush away traces with water
- Other Information**
- Spills exceeding the Reportable Quantity (RQ) of 1000 pounds or more must be reported to the National Response Center, (800) 424-8802.

7. HANDLING AND STORAGE

- Advice on safe handling**
- Use personal protective equipment as required
 - Avoid contact with skin, eyes or clothing
 - Ensure adequate ventilation, especially in confined areas
 - In case of insufficient ventilation, wear suitable respiratory equipment
 - Use only with adequate ventilation and in closed systems
- Storage Conditions**
- Keep container tightly closed in a dry and well-ventilated place
 - Keep out of the reach of children
 - Keep containers tightly closed in a dry, cool and well-ventilated place
 - Keep in properly labeled containers
- Incompatible materials**
- Incompatible with strong acids and bases, oxidizers, steel, and most metals, Incompatible with strong acids and bases, Incompatible with oxidizing agents

Ferric Chloride Solution DWG Grade

8. EXPOSURE CONTROLS/PERSONAL PROTECTION

Chemical Name	ACGIH TLV	OSHA PEL	NIOSH IDLH
Iron trichloride 7705-08-0	TWA: 1 mg/m ³ Fe		TWA: 1 mg/m ³ Fe
Hydrogen chloride 7647-01-0	Ceiling: 2 ppm	Ceiling: 5 ppm Ceiling: 7 mg/m ³	IDLH: 50 ppm
Ferrous chloride 7758-94-3	TWA: 1 mg/m ³ Fe		TWA: 1 mg/m ³ Fe

Exposure Guidelines

Engineering Controls

Ensure adequate ventilation, especially in confined areas.

Individual protection measures, such as personal protective equipment

Respiratory protection

• A respiratory protection program that meets OSHA 1910.134 and ANSI Z88.2 requirements must be followed whenever workplace conditions warrant the use of a respirator.

Eye/Face protection

- Tight sealing safety goggles
- Face protection shield

Skin and body protection

- Wear suitable protective clothing
- Wear impervious protective clothing, including boots, gloves, lab coat, apron or coveralls, as appropriate, to prevent skin contact

General Hygiene Considerations

- Wash contaminated clothing before reuse
- When using do not eat, drink or smoke
- Keep away from food, drink and animal feeding stuffs
- Contaminated work clothing should not be allowed out of the workplace
- Regular cleaning of equipment, work area and clothing is recommended
- Avoid contact with skin, eyes or clothing
- Take off all contaminated clothing and wash it before reuse
- Wear suitable gloves and eye/face protection

9. PHYSICAL AND CHEMICAL PROPERTIES

Information on basic physical and chemical properties

Physical state	Liquid
Appearance	Clear to slightly hazy
Color	Red brown
Odor	Slight Iron acidic
Odor threshold	No information available

<u>Property</u>	<u>Values</u>	<u>Remarks • Method</u>
pH	<2	
Melting point/Freezing Point	-26 °C / -15 °F	
Boiling point / boiling range	110 °C / 230 °F	
Flash point	No information available	
Evaporation rate	<1	n-Butyl acetate =1
Flammability (solid, gas)	No information available	
Flammability Limit in Air		Not flammable
Upper flammability limit (%)	No information available	
Lower flammability limit (%):	No information available	
Vapor pressure	No information available	negligible
Vapor density	No information available	
Specific Gravity	1.40	
Water solubility	Miscible in water	
Solubility in other solvents	No information available	
Partition coefficient	No information available	
Autoignition temperature	No information available	
Decomposition temperature	No information available	

Regular Agenda - Award #2 Supporting Documents 10/03/24

Ferric Chloride Solution DWG Grade

Kinematic viscosity No information available
Dynamic viscosity No information available
Explosive properties No information available
Oxidizing properties No information available

Other Information

Softening point °C No information available
Molecular weight No information available
VOC Content (%) No information available
Density No information available
Bulk density 11.7 Pounds per gallon (lb/gal), Typical

10. STABILITY AND REACTIVITY

Stability • Stable under recommended storage conditions

Conditions to avoid • Exposure to air or moisture over prolonged periods

Incompatible materials Incompatible with strong acids and bases, oxidizers, steel, and most metals, Incompatible with strong acids and bases, Incompatible with oxidizing agents

Hazardous Decomposition Products • Thermal decomposition can lead to release of irritating and toxic gases and vapors

Possibility of Hazardous Reactions • None under normal processing and storage

11. TOXICOLOGICAL INFORMATION

Information on likely routes of exposure

Principle Routes of Exposure Inhalation, Skin contact, Eye contact

Inhalation May cause irritation of respiratory tract. Avoid breathing vapors or mists.

Ingestion May cause adverse kidney effects. May cause adverse liver effects.

Skin contact Contact causes severe skin irritation and possible burns.

Eye contact Corrosive to the eyes and may cause severe damage including blindness.

Chemical Name	Oral LD50	Dermal LD50	Inhalation LC50
Water 7732-18-5	> 90 mL/kg (Rat)		
Iron trichloride 7705-08-0	= 316 mg/kg (Rat) = 450 mg/kg (Rat)	>2000 mg/kg (rat)	
Hydrogen chloride 7647-01-0	238 - 277 mg/kg (Rat)	> 5010 mg/kg (Rabbit)	= 1.68 mg/L (Rat) 1 h
Ferrous chloride 7758-94-3	450 mg/kg (Rat)		

Information on toxicological effects

Symptoms Vomiting, Hypoxemia (reduced O2 in the blood), Metabolic Acidosis

Delayed and immediate effects as well as chronic effects from short and long-term exposure

Sensitization No information available.
Germ cell mutagenicity No information available.
Carcinogenicity The table below indicates whether each agency has listed any ingredient as a carcinogen.

Chemical Name	ACGIH	IARC	NTP	OSHA
Hydrogen chloride 7647-01-0		Group 3		X

IARC (International Agency for Research on Cancer)
Not classifiable as a human carcinogen
 OSHA (Occupational Safety and Health Administration of the US Department of Labor)
 X - Present

Reproductive toxicity No information available.
STOT - single exposure No information available.
STOT - repeated exposure No information available.

Regular Agenda - Award #2 Supporting Documents 10/03/24

Ferric Chloride Solution DWG Grade

Chronic toxicity Chronic exposure to corrosive fumes/gases may cause erosion of the teeth followed by jaw necrosis. Bronchial irritation with chronic cough and frequent attacks of pneumonia are common. Gastrointestinal disturbances may also be seen. Avoid repeated exposure. Possible risk of irreversible effects. May cause adverse liver effects.

Target Organ Effects Eyes, Gastrointestinal tract (GI), Liver, Respiratory system, Skin.

Aspiration hazard No information available.

Numerical measures of toxicity - Product Information

Unknown Acute Toxicity 0% of the mixture consists of ingredient(s) of unknown toxicity
The following values are calculated based on chapter 3.1 of the GHS document

Oral LD50 832 mg/kg
 LC50 (Dust/Mist) 100.2 mg/l

12. ECOLOGICAL INFORMATION

Ecotoxicity

Ecotoxicity Toxic to aquatic life with long lasting effects
0% of the mixture consists of components(s) of unknown hazards to the aquatic environment

Chemical Name	Algae/aquatic plants	Fish	Crustacea
Iron trichloride 7705-08-0		20.95 - 22.56: 96 h Pimephales promelas mg/L LC50 semi-static 20.26: 96 h Lepomis macrochirus mg/L LC50 semi-static 75.6: 96 h Gambusia affinis mg/L LC50 static	27.9: 48 h Daphnia magna mg/L EC50 9.6: 48 h Daphnia magna mg/L EC50 Static
Hydrogen chloride 7647-01-0		282: 96 h Gambusia affinis mg/L LC50 static	
Ferrous chloride 7758-94-3		4: 96 h Morone saxatilis mg/L LC50 static	

Persistence and degradability No information available

Bioaccumulation No information available

Chemical Name	Partition coefficient
Iron trichloride 7705-08-0	-4

Other adverse effects No information available

13. DISPOSAL CONSIDERATIONS

- Disposal of wastes** • This material, as supplied, is a hazardous waste according to federal regulations (40 CFR 261)
- Contaminated packaging** • Do not reuse container
- US EPA Waste Number** • D002

This product contains one or more substances that are listed with the State of California as a hazardous waste.

Chemical Name	California Hazardous Waste Status
Iron trichloride 7705-08-0	Toxic Corrosive

14. TRANSPORT INFORMATION

DOT

Proper shipping name Ferric chloride, solution
Hazard Class 8
UN/ID No. UN2582
Packing Group III
RQ (lbs)(dry) Ferric chloride: RQ kg= 454.00, Ferrous chloride: RQ kg= 45.40
RQ as is (lbs)(wet) 2222 (45% Ferric Chloride)
Description UN2582, Ferric chloride, solution, 8, III, RQ
Special Provisions B15, IB3, T4, TP1

Regular Agenda - Award #2 Supporting Documents 10/03/24

Ferric Chloride Solution DWG Grade

Emergency Response Guide Number 154

Transport Canada

UN/ID No. UN2582
Proper shipping name FERRIC CHLORIDE SOLUTION
Hazard Class 8
Packing Group III
Description UN2582, Ferric chloride solution, 8, III

IATA

UN/ID No. UN2582
Proper shipping name FERRIC CHLORIDE SOLUTION
Hazard Class 8
Packing Group III
ERG Code 8L
Special Provisions A3, A803

IMDG

UN/ID No. UN2582
Proper shipping name FERRIC CHLORIDE SOLUTION
Hazard Class 8
Packing Group III
EmS-No. F-A, S-B
Special Provisions 223

15. REGULATORY INFORMATION

US Federal Regulations

SARA 311/312 Hazard Categories

Acute health hazard Yes
Chronic Health Hazard Yes
Fire hazard No
Sudden release of pressure hazard No
Reactive Hazard No

SARA 313

Section 313 of Title III of the Superfund Amendments and Reauthorization Act of 1986 (SARA). This product does not contain any chemicals which are subject to the reporting requirements of the Act and Title 40 of the Code of Federal Regulations, Part 372

U.S. - TSCA (Toxic Substances Control Act) - Section 5(a)(2) - Chemicals with Significant New Use Rules (SNURs)

CWA (Clean Water Act)

This product contains the following substances which are regulated pollutants pursuant to the Clean Water Act (40 CFR 122.21 and 40 CFR 122.42)

Chemical Name	CWA - Reportable Quantities	CWA - Toxic Pollutants	CWA - Priority Pollutants	CWA - Hazardous Substances
Iron trichloride 7705-08-0	1000 lb			X
Hydrogen chloride 7647-01-0	5000 lb			X
Ferrous chloride 7758-94-3	100 lb			X

CERCLA

This material, as supplied, contains one or more substances regulated as a hazardous substance under the Comprehensive Environmental Response Compensation and Liability Act (CERCLA) (40 CFR 302)

Chemical Name	Hazardous Substances RQs	CERCLA/SARA RQ	RQ (lbs)(dry)
Iron trichloride 7705-08-0	1000 lb		RQ 1000 lb final RQ RQ 454 kg final RQ
Hydrogen chloride 7647-01-0	5000 lb	5000 lb	RQ 5000 lb final RQ RQ 2270 kg final RQ
Ferrous chloride 7758-94-3	100 lb		RQ 100 lb final RQ RQ 45.4 kg final RQ

Regular Agenda - Award #2 Supporting Documents 10/03/24

Ferric Chloride Solution DWG Grade

Canada

WHMIS Classification This product has been classified in accordance with the hazard criteria of the Controlled Products Regulations (CPR) and the SDS contains all the information required by the CPR
WHMIS Classification Non-controlled

US State Regulations

California Proposition 65 This product does not contain any Proposition 65 chemicals

U.S. State Right-to-Know Regulations

Chemical Name	New Jersey	Massachusetts	Pennsylvania
Water 7732-18-5			X
Iron trichloride 7705-08-0	X	X	X
Hydrogen chloride 7647-01-0	X	X	X
Ferrous chloride 7758-94-3	X	X	X

DEA List I, List II

Chemical Name	U.S. - DEA - List I or Precursor Chemicals	U.S.- DEA - List II or Essential Chemicals
Hydrogen chloride 7647-01-0	-	0.0 kg, Domestic Sales Weight 50 gallon, Export Volume 27 kg, Export Weight

International Inventories

TSCA Complies
DSL/NDSL Complies
EINECS/ELINCS Complies
ENCS Complies
IECSC Complies
KECL Complies
PICCS Complies
AICS Complies

Legend:

TSCA - United States Toxic Substances Control Act Section 8(b) Inventory
DSL/NDSL - Canadian Domestic Substances List/Non-Domestic Substances List
EINECS/ELINCS - European Inventory of Existing Chemical Substances/European List of Notified Chemical Substances
ENCS - Japan Existing and New Chemical Substances
IECSC - China Inventory of Existing Chemical Substances
KECL - Korean Existing and Evaluated Chemical Substances
PICCS - Philippines Inventory of Chemicals and Chemical Substances
AICS - Australian Inventory of Chemical Substances

16. OTHER INFORMATION

NFPA Health hazards 3 Flammability 0 Instability 0 Physical and Chemical Properties
HMIS Health hazards 3 Flammability 0 Physical hazards 0 Personal protection D

Item # 10244
Safety Data Sheet 5443
Revision Date May-20-2020
Issue Date Jun-02-2020
Version 4
Revision Note *** Updated value on SDS.
Disclaimer

Regular Agenda - Award #2 Supporting Documents 10/03/24

Ferric Chloride Solution DWG Grade

All information, statements, data, advice, and/or recommendations, including, without limitation, those relating to storage, loading/unloading, piping, and transportation (collectively referred to herein as "information") are believed to be accurate, reliable, and based on reliable industry and regulatory references. However, no representation or warranty, express or implied, is made as to its completeness, accuracy, fitness for a particular purpose or any other matter, including, without limitation, that the practice or application of any such information is free of patent infringement or other intellectual property misappropriation. The Company providing this SDS is not engaged in the business of providing technical, operational, engineering, or safety information for a fee, and therefore, any such information provided herein has been furnished as an accommodation and without charge. All information provided herein is intended for use by persons having requisite knowledge, skill, and experience in the chemical industry. The Company providing this SDS shall not be responsible or liable for the use, application, or implementation of the information provided herein, and all such information is to be used at the risk, and in the sole judgment and discretion of such persons, their employees, advisors, and agents. This safety data sheet (SDS) is offered for your information, consideration, and investigation as required by federal hazardous products act and related legislation.

End of Safety Data Sheet

2.15. INDEMNIFICATION - RELEASE OF JEA CUSTOMER INFORMATION

The Company shall hold harmless and indemnify JEA against any and all claims actions, losses, damages, injuries, liability, costs and expenses of whatsoever kind or nature (including, but not by way of limitation, reasonable attorney's fees and court costs) arising out of the unwarranted disclosure of any JEA customer information that is in the possession of Company or any of its employees, agents or Subcontractors either in paper or electronic format, including disclosure caused by theft, electronic system malfunction, negligence, or any other cause for the information to become public or otherwise used for any purpose whatsoever.

2.16. DELAYS

Neither party shall be considered in default in the performance of its obligations hereunder to the extent that the performance of such obligation is prevented or delayed by any cause beyond the reasonable control of the affected party, and the time for performance of either party hereunder shall be extended for a period of equal to any time lost due to such prevention or delay.

2.17. DELAY IN ACCEPTANCE

JEA may delay delivery or acceptance of goods in the event of any unforeseen event. The Company shall hold the goods pending JEA's direction, and JEA will be liable only for direct increased costs incurred by the Company by reason of JEA's instructions.

2.18. FORCE MAJEURE

No party shall be liable for any default or delay in the performance of its obligations under the Contract due to an act of God or other event to the extent that: (a) the non-performing party is without fault in causing such default or delay; (b) such default or delay could not have been prevented by reasonable precautions; and (c) such default or delay could not have been reasonably circumvented by the non-performing party through the use of alternate sources, work-around plans or other means. Such causes include, but are not limited to: act of civil or military authority (including but not limited to courts or administrative agencies); acts of God; war; terrorist attacks; riot; insurrection; inability of JEA to secure approval, validation or sale of bonds; inability of JEA or the Company to obtain any required permits, licenses or zoning; blockades; embargoes; sabotage; epidemics; pandemics; outbreaks of communicable disease; quarantines; fires; hurricanes, tornados, floods; other natural disasters; or strikes.

In the event of any delay resulting from such causes, the time for performance of each of the parties hereunder (including the payment of monies if such event actually prevents payment) shall be extended for a period of time reasonably necessary to overcome the effect of such delay, except as provided for elsewhere in the Contract Documents.

In the event of any delay or nonperformance resulting from such causes, the party affected shall promptly notify the other in writing of the nature, cause, date of commencement and the anticipated impact of such delay or nonperformance. Such written notice shall indicate the extent to which it is anticipated that any delivery or completion dates will be thereby affected within seven calendar days.

***2.19. TERM OF CONTRACT**

The Contract shall commence on the effective date of the Contract and continue and remain in full force and effect as to all its terms, conditions and provisions as set forth herein for three (3) years, or until the Contract's Maximum Indebtedness is reached, whichever occurs first. It is at JEA's sole option to renew the Contract.

*JEA may renew the Contract in its sole discretion for two (2) additional one (1) year periods.

*All renewals are subject to mutual agreement

The Contract shall be contingent upon the existence of lawfully appropriated funds for the Contract. Certain provisions of the Contract may extend past termination including, but not limited to, Warranty and Indemnification provisions.

2.20. TERMINATION FOR CONVENIENCE

JEA shall have the absolute right to terminate the Contract, in whole or part, with or without cause, at any time upon written notification to the Company of such termination.

Regular Agenda - Award #2 Supporting Documents 10/03/24

1411823046 Appendix A - Technical Specifications
Ferric Chloride - Iron Based Struvite Control Chemicals

1. SCOPE

JEA requires the services of a Supplier(s) to provide Ferric Chloride (FeCl_3) and/or Ferric Sulfate ($\text{Fe}_2(\text{SO}_4)_3$) which is used for struvite control in our wastewater treatment process. The product will be delivered by the supplier in a bulk shipment via tanker to JEA Buckman Residuals Management Facility (RMF). **It is understood that the Ferric Chloride and Ferric Sulfate volumes shown in this specification are estimated and are to be used for award of contract only. No minimum or maximum quantities are being guaranteed for any of the work shown.**

2. FERRIC CHLORIDE

Ferric Chloride is a chemical that can either be expressed in the “Equivalent Dry Weight Method” or the “As Product (with water of hydration)” (compositions as shown below) to be used in the wastewater treatment process for struvite control. Each shipment shall be accompanied by a chemical analysis report otherwise known as a “Certificate of Analysis” certifying product composition, as well as a SDS (Safety Data Sheet). Ferric Chloride product must meet ANSI/NSF Standard 60.

- **Ferric Chloride – Equivalent Dry Weight Method**

- Formula: FeCl_3
- Atomic Weight: 161 amu
- Available Iron: 11.7 – 13.9 %
- Equivalent Dry Weight: 36 – 39.7% (as Ferric Chloride)

- **Ferric Chloride – Aqueous Product (with water of hydration)**

- Formula: $\text{FeCl}_3 \cdot 6 \text{H}_2\text{O}$
- Atomic Weight: 269 amu
- Available Iron: 11.7 – 13.9 %
- As Product: 60 – 65% (Ferric Chloride as product)

The typical weekly Ferric Chloride usage for the aforementioned JEA facility is shown below although various process influences may cause these quantities to fluctuate; Therefore, below is approximate usage.

- Buckman RMF **10,000 gals. weekly** **520,000 gals. Annually**

3. FERRIC SULFATE

Ferric Sulfate is a liquid chemical (composition as shown below) to be used in the wastewater treatment process for struvite control. Each shipment shall be accompanied by a chemical analysis report otherwise known as a “Certificate of Analysis” certifying product composition, as well as a SDS (Safety Data Sheet). Ferric Sulfate product must meet ANSI/NSF Standard 60.

- **Ferric Sulfate (13% Fe^{3+})**

- Formula: $\text{Fe}_2(\text{SO}_4)_3$
- Atomic Weight: 400 amu
- Available Iron: 12.5 – 13.5 %
- Specific Gravity: 1.38 – 1.65

*The Ferric Sulfate estimate on the response workbook is for bid purposes only. The estimate is based on dosing recommendations from JEA’s Consultant.

* 4. DELIVERIES

Deliveries may or may not be scheduled weekly but will take place on a frequency determined by the plant’s personnel and coordinated between plant personnel and awarded company. **Once a delivery has been requested by JEA staff, the awarded supplier shall deliver the product within 3 business days.**

***Recommended delivery time 3-5 days**

The delivery of the chemical and the transfer of the product into JEA storage vessels are to be handled as described below:



[Department of State](#) / [Division of Corporations](#) / [Search Records](#) / [Search by Entity Name](#) /

Detail by Entity Name

Foreign Profit Corporation
PVR TECHNOLOGIES INC

Filing Information

Document Number F16000000042
FEI/EIN Number 41-2200042
Date Filed 01/05/2016
State NJ
Status ACTIVE

Principal Address

501 Allendale Rd, STE #201
KING OF PRUSSIA, PA 19406

Changed: 04/02/2019

Mailing Address

501 Allendale Rd, STE #201
KING OF PRUSSIA, PA 19406

Changed: 04/02/2019

Registered Agent Name & Address

INCORP SERVICES, INC.
3458 LAKESHORE DRIVE
TALLAHASSEE, FL 32312

Address Changed: 03/17/2023

Officer/Director Detail

Name & Address

Title Director, President, VP

Ranganathan, Srinivasa
251 Dekalb Apartments, W527
KING OF PRUSSIA, PA 19406

Annual Reports

Report Year	Filed Date
2022	04/27/2022

Regular Agenda - Award #2 Supporting Documents 10/03/24

2023 03/30/2023
2024 04/08/2024

Document Images

04/08/2024 -- ANNUAL REPORT	View image in PDF format
03/30/2023 -- ANNUAL REPORT	View image in PDF format
04/27/2022 -- ANNUAL REPORT	View image in PDF format
04/14/2021 -- ANNUAL REPORT	View image in PDF format
04/10/2020 -- ANNUAL REPORT	View image in PDF format
04/26/2019 -- AMENDED ANNUAL REPORT	View image in PDF format
04/02/2019 -- ANNUAL REPORT	View image in PDF format
01/09/2018 -- ANNUAL REPORT	View image in PDF format
01/10/2017 -- ANNUAL REPORT	View image in PDF format
01/05/2016 -- Foreign Profit	View image in PDF format



CERTIFICATE OF LIABILITY INSURANCE

DATE (MM/DD/YYYY)

03/13/2024

THIS CERTIFICATE IS ISSUED AS A MATTER OF INFORMATION ONLY AND CONFERS NO RIGHTS UPON THE CERTIFICATE HOLDER. THIS CERTIFICATE DOES NOT AFFIRMATIVELY OR NEGATIVELY AMEND, EXTEND OR ALTER THE COVERAGE AFFORDED BY THE POLICIES BELOW. THIS CERTIFICATE OF INSURANCE DOES NOT CONSTITUTE A CONTRACT BETWEEN THE ISSUING INSURER(S), AUTHORIZED REPRESENTATIVE OR PRODUCER, AND THE CERTIFICATE HOLDER.

IMPORTANT: If the certificate holder is an ADDITIONAL INSURED, the policy(ies) must have ADDITIONAL INSURED provisions or be endorsed. If SUBROGATION IS WAIVED, subject to the terms and conditions of the policy, certain policies may require an endorsement. A statement on this certificate does not confer rights to the certificate holder in lieu of such endorsement(s).

PRODUCER Ralph C. Wilson Agency, Inc Box 5069 Southfield MI 48086-5069	CONTACT NAME: Lisa Case	PHONE (A/C, No, Ext): (248) 355-1414	FAX (A/C, No): (248) 304-0877
	E-MAIL ADDRESS: lisac@rcwa.net		
INSURER(S) AFFORDING COVERAGE			NAIC #
INSURER A : Amerisure Insurance Company			19488
INSURER B : Amerisure Mutual Insurance Company			23396
INSURER C :			
INSURER D :			
INSURER E :			
INSURER F :			


COVERAGES CERTIFICATE NUMBER: 24-25 Master REVISION NUMBER:

THIS IS TO CERTIFY THAT THE POLICIES OF INSURANCE LISTED BELOW HAVE BEEN ISSUED TO THE INSURED NAMED ABOVE FOR THE POLICY PERIOD INDICATED. NOTWITHSTANDING ANY REQUIREMENT, TERM OR CONDITION OF ANY CONTRACT OR OTHER DOCUMENT WITH RESPECT TO WHICH THIS CERTIFICATE MAY BE ISSUED OR MAY PERTAIN, THE INSURANCE AFFORDED BY THE POLICIES DESCRIBED HEREIN IS SUBJECT TO ALL THE TERMS, EXCLUSIONS AND CONDITIONS OF SUCH POLICIES. LIMITS SHOWN MAY HAVE BEEN REDUCED BY PAID CLAIMS.

INSR LTR	TYPE OF INSURANCE	ADDL INSD	SUBR WVD	POLICY NUMBER	POLICY EFF (MM/DD/YYYY)	POLICY EXP (MM/DD/YYYY)	LIMITS	
A	<input checked="" type="checkbox"/> COMMERCIAL GENERAL LIABILITY CLAIMS-MADE <input type="checkbox"/> OCCUR <input checked="" type="checkbox"/> GEN'L AGGREGATE LIMIT APPLIES PER: <input type="checkbox"/> POLICY <input checked="" type="checkbox"/> PRO-JECT <input checked="" type="checkbox"/> LOC OTHER:	Y		GL0125812	04/01/2024	04/01/2025	EACH OCCURRENCE	\$ 2,000,000
							DAMAGE TO RENTED PREMISES (Ea occurrence)	\$ 1,000,000
							MED EXP (Any one person)	\$ 10,000
							PERSONAL & ADV INJURY	\$ 2,000,000
							GENERAL AGGREGATE	\$ 4,000,000
							PRODUCTS - COMP/OP AGG	\$ 2,500,000
								\$
B	<input checked="" type="checkbox"/> AUTOMOBILE LIABILITY <input type="checkbox"/> ANY AUTO <input type="checkbox"/> OWNED AUTOS ONLY <input type="checkbox"/> SCHEDULED AUTOS <input type="checkbox"/> HIRED AUTOS ONLY <input type="checkbox"/> NON-OWNED AUTOS ONLY	Y		CA1049675	04/01/2024	04/01/2025	COMBINED SINGLE LIMIT (Ea accident)	\$ 5,000,000
							BODILY INJURY (Per person)	\$
							BODILY INJURY (Per accident)	\$
							PROPERTY DAMAGE (Per accident)	\$
								\$
	<input type="checkbox"/> UMBRELLA LIAB <input type="checkbox"/> EXCESS LIAB <input type="checkbox"/> OCCUR <input type="checkbox"/> CLAIMS-MADE <input type="checkbox"/> DED <input type="checkbox"/> RETENTION \$						EACH OCCURRENCE	\$
							AGGREGATE	\$
								\$
B	<input type="checkbox"/> WORKERS COMPENSATION AND EMPLOYERS' LIABILITY ANY PROPRIETOR/PARTNER/EXECUTIVE OFFICER/MEMBER EXCLUDED? <input type="checkbox"/> Y <input checked="" type="checkbox"/> N (Mandatory in NH) If yes, describe under DESCRIPTION OF OPERATIONS below		N/A	WC0764044	04/01/2024	04/01/2025	<input checked="" type="checkbox"/> PER STATUTE <input type="checkbox"/> OTHER	
							E.L. EACH ACCIDENT	\$ 1,000,000
							E.L. DISEASE - EA EMPLOYEE	\$ 1,000,000
							E.L. DISEASE - POLICY LIMIT	\$ 1,000,000

DESCRIPTION OF OPERATIONS / LOCATIONS / VEHICLES (ACORD 101, Additional Remarks Schedule, may be attached if more space is required)

Certificate holder is added as Additional Insured (General Liability/Automobile) on a primary and non-contributory basis with respect to work/services performed/product supplied by Named Insured per written contract/agreement. Waiver of Subrogation applies to General Liability/Automobile and Workers Compensation as required by written contract/agreement.

CERTIFICATE HOLDER JEA 225 N Pearl Street Jacksonville FL 32225	CANCELLATION SHOULD ANY OF THE ABOVE DESCRIBED POLICIES BE CANCELLED BEFORE THE EXPIRATION DATE THEREOF, NOTICE WILL BE DELIVERED IN ACCORDANCE WITH THE POLICY PROVISIONS.
	AUTHORIZED REPRESENTATIVE 



CERTIFICATE OF LIABILITY INSURANCE

DATE(MM/DD/YYYY)
04/16/2024

THIS CERTIFICATE IS ISSUED AS A MATTER OF INFORMATION ONLY AND CONFERS NO RIGHTS UPON THE CERTIFICATE HOLDER. THIS CERTIFICATE DOES NOT AFFIRMATIVELY OR NEGATIVELY AMEND, EXTEND OR ALTER THE COVERAGE AFFORDED BY THE POLICIES BELOW. THIS CERTIFICATE OF INSURANCE DOES NOT CONSTITUTE A CONTRACT BETWEEN THE ISSUING INSURER(S), AUTHORIZED REPRESENTATIVE OR PRODUCER, AND THE CERTIFICATE HOLDER.

IMPORTANT: If the certificate holder is an ADDITIONAL INSURED, the policy(ies) must have ADDITIONAL INSURED provisions or be endorsed. If SUBROGATION IS WAIVED, subject to the terms and conditions of the policy, certain policies may require an endorsement. A statement on this certificate does not confer rights to the certificate holder in lieu of such endorsement(s).

PRODUCER Aon Risk Services Central, Inc. MSC# 17385 Aon PO Box 1447 Lincolnshire IL 60069 USA	CONTACT NAME: PHONE (A/C. No. Ext): (866) 283-7122 FAX (A/C. No.): (800) 363-0105	
	E-MAIL ADDRESS:	
INSURED PVS Chemicals, Inc. 10900 Harper Avenue Detroit MI 48213 USA	INSURER(S) AFFORDING COVERAGE	
	INSURER A: Navigators Insurance Co	NAIC # 42307
	INSURER B:	
	INSURER C:	
	INSURER D:	
	INSURER E:	

Holder Identifier :

COVERAGES CERTIFICATE NUMBER: 570105104594 REVISION NUMBER:

THIS IS TO CERTIFY THAT THE POLICIES OF INSURANCE LISTED BELOW HAVE BEEN ISSUED TO THE INSURED NAMED ABOVE FOR THE POLICY PERIOD INDICATED. NOTWITHSTANDING ANY REQUIREMENT, TERM OR CONDITION OF ANY CONTRACT OR OTHER DOCUMENT WITH RESPECT TO WHICH THIS CERTIFICATE MAY BE ISSUED OR MAY PERTAIN, THE INSURANCE AFFORDED BY THE POLICIES DESCRIBED HEREIN IS SUBJECT TO ALL THE TERMS, EXCLUSIONS AND CONDITIONS OF SUCH POLICIES. LIMITS SHOWN MAY HAVE BEEN REDUCED BY PAID CLAIMS. Limits shown are as requested

INSR LTR	TYPE OF INSURANCE	ADDL INSD	SUBR WVD	POLICY NUMBER	POLICY EFF (MM/DD/YYYY)	POLICY EXP (MM/DD/YYYY)	LIMITS
	COMMERCIAL GENERAL LIABILITY <input type="checkbox"/> CLAIMS-MADE <input type="checkbox"/> OCCUR GENL AGGREGATE LIMIT APPLIES PER: <input type="checkbox"/> POLICY <input type="checkbox"/> PRO-JECT <input type="checkbox"/> LOC OTHER:						EACH OCCURRENCE DAMAGE TO RENTED PREMISES (Ea occurrence) MED EXP (Any one person) PERSONAL & ADV INJURY GENERAL AGGREGATE PRODUCTS - COMP/OP AGG
	AUTOMOBILE LIABILITY <input type="checkbox"/> ANY AUTO <input type="checkbox"/> OWNED AUTOS ONLY <input type="checkbox"/> HIRED AUTOS ONLY <input type="checkbox"/> SCHEDULED AUTOS <input type="checkbox"/> NON-OWNED AUTOS ONLY						COMBINED SINGLE LIMIT (Ea accident) BODILY INJURY (Per person) BODILY INJURY (Per accident) PROPERTY DAMAGE (Per accident)
A	<input checked="" type="checkbox"/> UMBRELLA LIAB <input checked="" type="checkbox"/> OCCUR <input type="checkbox"/> EXCESS LIAB <input type="checkbox"/> CLAIMS-MADE DED <input checked="" type="checkbox"/> RETENTION \$1,500,000			CH24UMR896044IV	04/01/2024	04/01/2025	EACH OCCURRENCE \$5,000,000 AGGREGATE \$5,000,000
	WORKERS COMPENSATION AND EMPLOYERS' LIABILITY ANY PROPRIETOR / PARTNER / EXECUTIVE OFFICER/MEMBER EXCLUDED? (Mandatory in NH) If yes, describe under DESCRIPTION OF OPERATIONS below		N/A				<input type="checkbox"/> PER STATUTE <input type="checkbox"/> OTH-ER E.L. EACH ACCIDENT E.L. DISEASE-EA EMPLOYEE E.L. DISEASE-POLICY LIMIT

Certificate No : 570105104594

DESCRIPTION OF OPERATIONS / LOCATIONS / VEHICLES (ACORD 101, Additional Remarks Schedule, may be attached if more space is required)

Umbrella policy attaches direct over underlying policies as listed out on the attached policy DEC pages. The terms and conditions of the umbrella are in line with the underlying policies terms and conditions. JEA is included as Additional Insured in accordance with the policy provisions of the Umbrella Liability policy. A waiver of subrogation is granted in favor of Certificate Holder in accordance with the policy provisions of the Umbrella Liability policy. Should the above described policy be cancelled before the expiration date thereof, the policy provisions will govern how notice of cancellation may be delivered to certificate holders in accordance with the policy provisions of each policy.

CERTIFICATE HOLDER

CANCELLATION

JEA Attn: Procurement Services Customer Care Center 6th Floor 21 west church street Jacksonville FL 32202-3139 USA	SHOULD ANY OF THE ABOVE DESCRIBED POLICIES BE CANCELLED BEFORE THE EXPIRATION DATE THEREOF, NOTICE WILL BE DELIVERED IN ACCORDANCE WITH THE POLICY PROVISIONS. AUTHORIZED REPRESENTATIVE
---	---



ADDITIONAL REMARKS SCHEDULE

AGENCY Aon Risk Services Central, Inc.		NAMED INSURED PVS Chemicals, Inc.	
POLICY NUMBER See Certificate Number: 570105104594			
CARRIER See Certificate Number: 570105104594	NAIC CODE	EFFECTIVE DATE:	

ADDITIONAL REMARKS


**THIS ADDITIONAL REMARKS FORM IS A SCHEDULE TO ACORD FORM,
 FORM NUMBER: ACORD 25 FORM TITLE: Certificate of Liability Insurance**

Schedule of Named Insureds

PVS Technologies, Inc.
 PVS Transportation, Inc.
 PVS-Nolwood Chemicals, Inc.
 PVS Minibulk, Inc.
 PVS Chloralkali, Inc.
 PVS Chemical Solutions, Inc.
 PVS Steel Services, Inc.
 PVS - CDI Chemicals, Inc
 PVS DX
 PVS Sackett-waconia
 JST ACQUISITION COMPANY, L.L.C.
 PVS HOLDINGS, INC.
 NEW HAVEN TRANSPORT, INC.
 PVS-CDI CHEMICALS. INC.
 PVS EHS&S, LLC
 Fanchem Ltd. dba PVS Haulin Acid

CONFLICT OF INTEREST DISCLOSURE FORM

*Disclosing a potential conflict of interest does not disqualify vendors. In the event vendors do not disclose potential conflicts of interest, and they are detected by JEA, vendor may be **disqualified** from doing business with JEA. Questions about this form? Contact (JEA, fill in the blank)*

JEA Bid/Solicitation/Contract Number: 1411823046	Name of JEA Employee(s) Working on Vendor's Current Contract(s) with JEA:	
Vendor Name: PVS Technolgies, Inc.	Vendor Phone: 313-921-1200	
Vendor's Authorized Representative Name and Title: Tatyana Lipanovich, Director of Sales	Authorized Representative's Phone: 313-319-7868	
NAME(S) OF JEA EMPLOYEE(S) / PUBLIC OFFICER(S) WITH POTENTIAL CONFLICT OF INTEREST		
Name of JEA public officer(s), employee(s), or relatives with whom there may be a potential conflict of interest. If more than five, attach a second form.	Relationship of JEA public officer(s)/employee(s) and/or relative(s) to vendor's company from list above (e.g. 1(a), 2, etc.). Please list all that apply:	
1.		
2.		
3.		
4.		
5.		
<input checked="" type="checkbox"/> Vendor has no conflict of interest to report. <input checked="" type="checkbox"/> Vendor hereby declares it has not and will not provide gifts or hospitality of any dollar value or any other gratuities to any JEA officer or employee to obtain or maintain a contract. <input checked="" type="checkbox"/> I certify that this Conflict of Interest Disclosure has been examined by me and that its contents are true and correct to my knowledge and belief and I have the authority to so certify on behalf of the Vendor.		
Vendor's Authorized Representative Signature:  Milica M. Bulatovic		Date: September 3, 2024

FOR JEA USE ONLY IF CONFLICT NOTED
This form has been reviewed by:

Name of JEA Ethics Officer:	Signature:	Date:
Note:		

Form **W-9**
 (Rev. October 2018)
 Department of the Treasury
 Internal Revenue Service

Request for Taxpayer Identification Number and Certification

**Give Form to the
 requester. Do not
 send to the IRS.**

▶ Go to www.irs.gov/FormW9 for instructions and the latest information.

1 Name (as shown on your income tax return). Name is required on this line; do not leave this line blank.
PVS Technologies, Inc.

2 Business name/disregarded entity name, if different from above

3 Check appropriate box for federal tax classification of the person whose name is entered on line 1. Check only **one** of the following seven boxes.

Individual/sole proprietor or single-member LLC

C Corporation

S Corporation

Partnership

Trust/estate

Limited liability company. Enter the tax classification (C=C corporation, S=S corporation, P=Partnership) ▶ _____

Note: Check the appropriate box in the line above for the tax classification of the single-member owner. Do not check LLC if the LLC is classified as a single-member LLC that is disregarded from the owner unless the owner of the LLC is another LLC that is **not** disregarded from the owner for U.S. federal tax purposes. Otherwise, a single-member LLC that is disregarded from the owner should check the appropriate box for the tax classification of its owner.

Other (see instructions) ▶ _____

4 Exemptions (codes apply only to certain entities, not individuals; see instructions on page 3):

Exempt payee code (if any) _____

Exemption from FATCA reporting code (if any) _____

(Applies to accounts maintained outside the U.S.)

5 Address (number, street, and apt. or suite no.) See instructions.
10900 Harper Avenue

6 City, state, and ZIP code
Detroit, MI 48213

7 List account number(s) here (optional)

Requester's name and address (optional)

Print or type. See Specific Instructions on page 3.

Part I Taxpayer Identification Number (TIN)

Enter your TIN in the appropriate box. The TIN provided must match the name given on line 1 to avoid backup withholding. For individuals, this is generally your social security number (SSN). However, for a resident alien, sole proprietor, or disregarded entity, see the instructions for Part I, later. For other entities, it is your employer identification number (EIN). If you do not have a number, see *How to get a TIN*, later.

Note: If the account is in more than one name, see the instructions for line 1. Also see *What Name and Number To Give the Requester* for guidelines on whose number to enter.

Social security number									
				-					
or									
Employer identification number									
3	8		-	1	9	4	9	2	0

Part II Certification

Under penalties of perjury, I certify that:

- The number shown on this form is my correct taxpayer identification number (or I am waiting for a number to be issued to me); and
- I am not subject to backup withholding because: (a) I am exempt from backup withholding, or (b) I have not been notified by the Internal Revenue Service (IRS) that I am subject to backup withholding as a result of a failure to report all interest or dividends, or (c) the IRS has notified me that I am no longer subject to backup withholding; and
- I am a U.S. citizen or other U.S. person (defined below); and
- The FATCA code(s) entered on this form (if any) indicating that I am exempt from FATCA reporting is correct.

Certification instructions. You must cross out item 2 above if you have been notified by the IRS that you are currently subject to backup withholding because you have failed to report all interest and dividends on your tax return. For real estate transactions, item 2 does not apply. For mortgage interest paid, acquisition or abandonment of secured property, cancellation of debt, contributions to an individual retirement arrangement (IRA), and generally, payments other than interest and dividends, you are not required to sign the certification, but you must provide your correct TIN. See the instructions for Part II, later.

Sign Here Signature of U.S. person ▶ Date ▶ 1/10/2024

General Instructions

Section references are to the Internal Revenue Code unless otherwise noted.

Future developments. For the latest information about developments related to Form W-9 and its instructions, such as legislation enacted after they were published, go to www.irs.gov/FormW9.

Purpose of Form

An individual or entity (Form W-9 requester) who is required to file an information return with the IRS must obtain your correct taxpayer identification number (TIN) which may be your social security number (SSN), individual taxpayer identification number (ITIN), adoption taxpayer identification number (ATIN), or employer identification number (EIN), to report on an information return the amount paid to you, or other amount reportable on an information return. Examples of information returns include, but are not limited to, the following.

- Form 1099-INT (interest earned or paid)

- Form 1099-DIV (dividends, including those from stocks or mutual funds)
 - Form 1099-MISC (various types of income, prizes, awards, or gross proceeds)
 - Form 1099-B (stock or mutual fund sales and certain other transactions by brokers)
 - Form 1099-S (proceeds from real estate transactions)
 - Form 1099-K (merchant card and third party network transactions)
 - Form 1098 (home mortgage interest), 1098-E (student loan interest), 1098-T (tuition)
 - Form 1099-C (canceled debt)
 - Form 1099-A (acquisition or abandonment of secured property)
- Use Form W-9 only if you are a U.S. person (including a resident alien), to provide your correct TIN.

If you do not return Form W-9 to the requester with a TIN, you might be subject to backup withholding. See What is backup withholding, later.

**1411807246 APPENDIX B - PROPOSAL FORM
FACILITIES JANITORIAL SERVICE (JSEB) SHELTERED MARKET -
SUBSTATIONS, LIFT STATIONS, CHILLER PLANTS, AND TREATMENT PLANTS**

PROPOSER INFORMATION:

PROPOSER NAME: EVERSAFE BUILDING MAINTENANCE CORP
BUSINESS ADDRESS: 1018 BAKER AVENUE
CITY, STATE, ZIP CODE: JACKSONVILLE, FLORIDA 32209
TELEPHONE: (904) 855-5958
FAX: _____
EMAIL OF CONTACT: EBMCLEANER@YAHOO.COM
WEBSITE: _____

QUOTATION OF RATES

Maximum score: 50 Points

The Proposer shall provide a firm-fixed price quote for all Work in this Solicitation by completing the enclosed Proposal Workbook. The prices shall include all profit, taxes, benefits, travel, and all other overhead items.

Please note, the prices quoted by the Proposer on the Proposal Form must be firm-fixed prices, not estimates. Any modifications, exceptions, or objections contained within the Proposal form may subject the Proposal to disqualification.

Description of Services – Facilities Janitorial Service (JSEB) Sheltered Market - Substations, Lift Stations, Chiller Plants, and Treatment Plants	Total Three (3) Year Proposal Price
Total Three (3) Year Proposal Price – Transfer total from Appendix B – Proposal Workbook	\$1,360,623.60

**PROFESSIONAL EXPERIENCE, LOCATION, AND AVAILABILITY OF RESPONDENTS
STAFF**

Maximum score: 25 Points

The Proposer shall provide one resume of for the Account Manager available to work on the JEA engagement.

Education and Experience: Maximum points for this criterion: 10 points. At a minimum, the resume shall present the employee's name, title, years of service with the company, applicable professional registrations, education and work experience, including contracts similar in complexity and include the number of sites supported during the contract. Additional points will be awarded for contracts of similar size and complexity.

Availability, Response Time, and Account Management: Maximum points for this criterion: 10 points
In addition to the Education and Experience detailed above, the Proposer shall also submit a verifiable local business address for the Account Manager, their availability, and their expected average response time to JEA.

Proposer may provide this information in its own format to be attached to Appendix B – Proposal Form.

QUALITY METRICS

Maximum score: 25 Points

The Proposer shall submit a written “Quality Plan” addressing, at a minimum, the following elements for JEA, and how it specifically applies to the following needs of JEA:

- Coverage, Adequacy and Frequency of Inspection

**1411807246 APPENDIX B - PROPOSAL FORM
FACILITIES JANITORIAL SERVICE (JSEB) SHELTERED MARKET -
SUBSTATIONS, LIFT STATIONS, CHILLER PLANTS, AND TREATMENT PLANTS**

- How will the Proposer determine if the specified Service Levels are being met across all sites?
- What will be inspected?
- Who will complete the inspections?
- What will be the frequency of inspections?
- What will be the coverage (Frequency of all sites receiving inspections)?
- Frequency and Delivery of Metric Reporting
 - What Quality Metrics will be tracked?
 - How often will reporting be provided to JEA?
 - How will the data be made available to JEA?
 - How will the reporting be delivered? Electronically or via hard copy?
- Follow Up Action Plan for Failed Inspections
 - Please propose a “Follow Up Action Plan” for any failed inspections.

Proposer may provide this information in its own format to be attached to Appendix B – Proposal Form.

Proposers's Certification

By submitting this Proposal, the Proposer certifies (1) that the Proposer has read and reviewed all of the documents pertaining to this RFP and agrees to abide by the terms and conditions set forth therein, (2) that the person signing below is an authorized representative of the Proposer, and (3) that the Proposer is legally authorized to do business and maintains an active status, in the State of Florida. The Company certifies that its recent, current, and projected workload will not interfere with the Proposer's ability to Work in a professional, diligent and timely manner.

The Proposer certifies, under penalty of perjury, that it holds all licenses, permits, certifications, insurances, bonds, and other credentials required by law, contract or practice to perform the Work. The Proposer also certifies that, upon the prospect of any change in the status of applicable licenses, permits, certifications, insurances, bonds or other credentials, the Proposer shall immediately notify JEA of status change.

Please initial below:

OLM (Initials) I have read and understood the Sunshine Law/Public Records clauses contained within this solicitation. I understand that in the absence of a redacted copy my proposal will be disclosed to the public “as-is”.

We have received addenda 1 through 7

Ortland L. Meadows, Jr.

Signature of Authorized Officer of Proposer or Agent

08/27/2024

Date

Ortland L. Meadows, Jr./ President
Printed Name & Title

(904) 855-5958

Phone Number

APPENDIX B - PROPOSAL FORM
RFP 1411785846 FACILITIES JANITORIAL SERVICE (JSEB) SHELTERED MARKET
- GENERATING STATIONS

PROPOSER INFORMATION:

PROPOSER NAME: EVERSAFE BUILDING MAINTENANCE CORP
BUSINESS ADDRESS: 1018 BAKER AVENUE
CITY, STATE, ZIP CODE: JACKSONVILLE, FLORIDA 32209
TELEPHONE: (904) 855-5958
FAX: _____
EMAIL OF CONTACT: EBMCLEANER@YAHOO.COM
WEBSITE: _____

QUOTATION OF RATES

Maximum score: 50 Points

The Proposer shall provide a firm-fixed price quote for all Work in this Solicitation by completing the enclosed Proposal Workbook. The prices shall include all profit, taxes, benefits, travel, and all other overhead items.

Please note, the prices quoted by the Proposer on the Proposal Form must be firm-fixed prices, not estimates. Any modifications, exceptions, or objections contained within the Proposal form may subject the Proposal to disqualification.

Description of Services – Facilities Janitorial Service (JSEB) Sheltered Market - Generating Stations	Total Three (3) Year Proposal Price
Total Three (3) Year Proposal Price – Transfer total from Appendix B – Proposal Workbook	\$1,399,824.12

**PROFESSIONAL EXPERIENCE, LOCATION, AND AVAILABILITY OF RESPONDENTS
STAFF**

Maximum score: 25 Points

The Proposer shall provide one resume of for the Account Manager available to work on the JEA engagement.

Education and Experience: Maximum points for this criterion: 10 points. At a minimum, the resume shall present the employee's name, title, years of service with the company, applicable professional registrations, education and work experience, including contracts similar in complexity and include the number of sites supported during the contract. Additional points will be awarded for contracts of similar size and complexity.

Availability, Response Time, and Account Management: Maximum points for this criterion: 10 points
In addition to the Education and Experience detailed above, the Proposer shall also submit a verifiable local business address for the Account Manager, their availability, and their expected average response time to JEA.

Proposer may provide this information in its own format to be attached to Appendix B – Proposal Form.

QUALITY METRICS

Maximum score: 25 Points

The Proposer shall submit a written “Quality Plan” addressing, at a minimum, the following elements for JEA, and how it specifically applies to the following needs of JEA:

- Coverage, Adequacy and Frequency of Inspection
 - How will the Proposer determine if the specified Service Levels are being met across all sites?

APPENDIX B - PROPOSAL FORM

RFP 1411785846 FACILITIES JANITORIAL SERVICE (JSEB) SHELTERED MARKET - GENERATING STATIONS

- o What will be inspected?
- o Who will complete the inspections?
- o What will be the frequency of inspections?
- o What will be the coverage (Frequency of all sites receiving inspections)?
- Frequency and Delivery of Metric Reporting
 - o What Quality Metrics will be tracked?
 - o How often will reporting be provided to JEA?
 - o How will the data be made available to JEA?
 - o How will the reporting be delivered? Electronically or via hard copy?
- Follow Up Action Plan for Failed Inspections
 - o Please propose a "Follow Up Action Plan" for any failed inspections.

Proposer may provide this information in its own format to be attached to Appendix B – Proposal Form.

Proposers's Certification

By submitting this Proposal, the Proposer certifies (1) that the Proposer has read and reviewed all of the documents pertaining to this RFP and agrees to abide by the terms and conditions set forth therein, (2) that the person signing below is an authorized representative of the Proposer, and (3) that the Proposer is legally authorized to do business and maintains an active status, in the State of Florida. The Company certifies that its recent, current, and projected workload will not interfere with the Proposer's ability to Work in a professional, diligent and timely manner.

The Proposer certifies, under penalty of perjury, that it holds all licenses, permits, certifications, insurances, bonds, and other credentials required by law, contract or practice to perform the Work. The Proposer also certifies that, upon the prospect of any change in the status of applicable licenses, permits, certifications, insurances, bonds or other credentials, the Proposer shall immediately notify JEA of status change.

Please initial below:

OLM (Initials) I have read and understood the Sunshine Law/Public Records clauses contained within this solicitation. I understand that in the absence of a redacted copy my proposal will be disclosed to the public "as-is".

We have received addenda 1 through 5

Ortland L. Meadows, Jr.

Signature of Authorized Officer of Proposer or Agent

09/04/2024

Date

Ortland L. Meadows, Jr./ President
Printed Name & Title

(904) 855-5958

Phone Number

Regular Agenda - Award #5 Supporting Documents 10/03/24

1411787846 - Addendum 7 - Appendix B - Bid Workbook					
South Shores Sub-Aqueous FM Rehabilitation					
(Only Complete the Prices in Yellow Cells)					
Company:					Anderson Diving Inc. DBA Logan Diving & Salvage
PART A - BID PRICE					
Item No.	Description	Quantity	Unit	Unit Price	Total Price
1	928.2 - Mobilization/Demobilization	1	LS	\$200,000.00	\$ 200,000.00
2	982.3 - Pipe Armoring	1	LS	\$768,690.00	\$ 768,690.00
3	982.4 - Dive Team Support	1	LS	\$921,593.00	\$ 921,593.00
4	982.5 - Environmental Protection Measures	1	LS	\$83,640.00	\$ 83,640.00
5	982.6 - Supplemental Work Authorization - Allowance	1	LS	\$50,000.00	\$ 50,000.00
6	Floating Turbidity Barrier Allowance	1	LS	\$100,000.00	\$ 100,000.00
TOTAL BID PRICE - Enter this Value on Appendix B - Bid Form					\$2,123,923.00



FLUID SOLUTIONS
BRANCH I37
9428 FLORIDA MINING BLVD E
JACKSONVILLE FL 32257-1178
904-260-8351



RCVD EMAIL 07/14/24

4 WEEK BILLING INVOICE

222369970-016

Job site

SPRING PARK BYPASS
4511 SPRING PARK RD
JACKSONVILLE FL 32207

Office: 904-665-4202

JEA
PO BOX 4910
JACKSONVILLE FL 32201-4910

Customer # : 7206710
Invoice Date : 07/12/24
Date Out : 07/20/23 10:53 AM
Billed Through : 07/18/24 00:00
UR Job Loc : 4511 SPRING PARK RD,
UR Job # : 211
Customer Job ID:
P.O. # : 214350
Ordered By : BOYCE HOLMES
Reserved By : JONATHAN FOSTER
Salesperson : MICHAEL MEDIS

Invoice Amount: \$57,274.58

Terms: Due Upon Receipt
Payment options: Contact our credit office 212-333-6600 Ext. 84872
REMIT TO: UNITED RENTALS (NORTH AMERICA),INC.
PO BOX 100711
ATLANTA GA 30384-0711

RENTAL ITEMS:							
Qty	Equipment	Description	Minimum	Day	Week	4 Week	Amount
1	NPPD101225	PUMP 10X8 VAC ASSIST - DIESEL Make: PIONEER Model: PP108S17L716090 Serial: 16117 Meter out: 18129.00 Meter in: .00 OUTFIT 18" X 18"		1,025.00	2,025.00	5,850.00	5,850.00
1	NPPD103134	PUMP 10X8 VAC ASSIST - DIESEL Make: PIONEER Model: PP108S17L716090 Serial: PP22718 Meter out: 2874.00 Meter in: .00 OUTFIT 18" X 18"		1,025.00	2,025.00	5,850.00	5,850.00
1	10711581	PUMP 12" DBA-VAC ASSIST CUTTER - DIESEL Make: CORNELL Model: 12NTHTRW-RP-SA Serial: 219455 Meter out: 10270.00 Meter in: .00 OUTFIT 18" X 18"		1,300.00	2,600.00	5,225.00	5,225.00
1	10906299	PUMP 4" VAC ASSIST - DIESEL Make: PIONEER Model: PP44S10L71TD2.9 Serial: PP36871 Meter out: 4409.00 Meter in: .00 OUTFIT 6" X 6" FLANGE		400.00	800.00	1,600.00	1,600.00
1	10657788	PUMP 4" VAC ASSIST - DIESEL Make: CORNELL Model: 4NNT-RP-QSF2.8 Serial: 216444 Meter out: 5794.00 Meter in: .00 OUTFIT 6" X 6" FLANGE		400.00	800.00	1,600.00	1,600.00
1	10896699	PUMP 4" DBA-SILENCER VAC ASSIST - DIESEL Make: MAGNUM PRO Model: MTP4DZD Serial: 2239991 Meter out: 3878.00 Meter in: .00 OUTFIT 6" X 6" FLANGE FOR PRIMARY GRAVITY		522.00	1,043.00	2,085.00	2,085.00
1	NPPD130011	PUMP 12" SUPERVAC ASSIST - DIESEL Make: PIONEER Model: PP12S17L716068 Serial: 13033 Meter out: 22539.00 Meter in: .00 OUTFIT 18" X 18"		1,200.00	2,400.00	5,225.00	5,225.00
1	11320308	WIRELESS TELEMETRY MURPHY MPC20 Make: MURPHY Model: MPC-20 PANEL Serial: 210000228154 MURPHY PANELS REQUIRED FOR JEA COMMUNICATION INSTALL ON (2) 10X8 (2) 12" (1) 4"DBA		138.00	275.00	550.00	550.00
1	11218242	WIRELESS TELEMETRY MURPHY MPC20 Make: MURPHY Model: MPC-20 PANEL Serial: 210000016437 MURPHY PANELS REQUIRED FOR JEA COMMUNICATION INSTALL ON (2) 10X8 (2) 12" (1) 4"DBA		138.00	275.00	550.00	550.00
1	11320341	WIRELESS TELEMETRY MURPHY MPC20 Make: MURPHY Model: MPC-20 PANEL Serial: 210000235591		138.00	275.00	550.00	550.00

CONTINUED

Effective February 1, 2024 and where permitted by law, United Rentals may impose a surcharge of 2.0% for credit card payments on charge accounts. This surcharge is not greater than our merchant discount rate for credit card transactions and is subject to sales tax.

NOTICE: This invoice is subject to the terms and conditions of the Rental and Service Agreement, which are available at <https://www.unitedrentals.com/legal/rental-service-terms-US> and which are incorporated herein by reference. A COPY OF THE RENTAL AND SERVICE AGREEMENT TERMS ARE AVAILABLE IN PAPER FORM UPON REQUEST.



FLUID SOLUTIONS
BRANCH I37
9428 FLORIDA MINING BLVD E
JACKSONVILLE FL 32257-1178
904-260-8351



4 WEEK BILLING INVOICE

222369970-016

Job site

SPRING PARK BYPASS
4511 SPRING PARK RD
JACKSONVILLE FL 32207

Office: 904-665-4202

JEA
PO BOX 4910
JACKSONVILLE FL 32201-4910

Customer # : 7206710
Invoice Date : 07/12/24
Date Out : 07/20/23 10:53 AM
Billed Through : 07/18/24 00:00
UR Job Loc : 4511 SPRING PARK RD,
UR Job # : 211
Customer Job ID:
P.O. # : 214350
Ordered By : BOYCE HOLMES
Reserved By : JONATHAN FOSTER
Salesperson : MICHAEL MEDIS

Invoice Amount: \$57,274.58

Terms: Due Upon Receipt
Payment options: Contact our credit office 212-333-6600 Ext. 84872
REMIT TO: UNITED RENTALS (NORTH AMERICA),INC.
PO BOX 100711
ATLANTA GA 30384-0711

RENTAL ITEMS:		Minimum	Day	Week	4 Week	Amount
Qty	Equipment Description					
	MURPHY PANELS REQUIRED FOR JEA COMMUNICATION INSTALL ON (2) 10X8 (2) 12" (1) 4"DBA					
1	11320338 WIRELESS TELEMETRY MURPHY MPC20 Make: MURPHY Model: MPC-20 PANEL Serial: 210000228195 MURPHY PANELS REQUIRED FOR JEA COMMUNICATION INSTALL ON (2) 10X8 (2) 12" (1) 4"DBA		138.00	275.00	550.00	550.00
1	11059397 WIRELESS TELEMETRY MESSENGER SYSTEM Make: LOFA Model: CANPLUS MSNGR Serial: 3577666090686408 COMMUNICATION TELEMETRY BOXES 2 ANNEX ON (2) 12" PUMPS 1 OMNI WITH HIGH ALARM CONTROLS (1) 4 DBA PUMP		115.00	230.00	499.00	499.00
1	11341269 ALARM OMNI LIGHT Make: THOMPSON Model: OMNISITE Serial: 36739 COMMUNICATION TELEMETRY BOXES 2 ANNEX ON (2) 12" PUMPS 1 OMNI WITH HIGH ALARM CONTROLS (1) 4 DBA PUMP		52.38	157.18	471.58	471.58
2	545/6901 FLOAT SWITCH FLOAT SWITCH TO OPERATE 4" BACKUP ONLY AND REDUNDANCY 4" PUMP		21.00	41.00	87.00	174.00
5	523/3005 PUMP CONTROL PANEL TRANSDUCER PRIMARY MANHOLE LEVEL TRANSDUCER ON 4" PUMP DBA		105.00	205.00	590.00	2,950.00
5	545/1021 10 X 25 CONTAINMENT BERM		25.00	50.00	75.00	375.00
2	523/1419 18" KNIFE GATE VALVE		186.00	369.00	800.00	1,600.00
7	545/9970 VALVE RELEASE AIR SADDLE CONNECTION ARV		30.00	33.00	38.00	266.00
3	523/1518 18" CHECK VALVE		38.00	95.00	200.00	600.00
1	545/9804 24 X 18 FLANGED REDUCER		25.00	60.00	135.00	135.00
1	523/1101 PROP FLOW METERS ALL SIZES 18" MAG FLOW METER		335.00	675.00	1,150.00	1,150.00
1	545/6250 2" FULL PORT BALL VALVE		4.00	6.00	14.00	14.00
200	545/2518 18" HDPE PIPE DR17		3.50	5.00	12.00	2,400.00
12	545/1111 MISC FITTINGS		20.00	35.00	67.00	804.00

CONTINUED



FLUID SOLUTIONS
 BRANCH I37
 9428 FLORIDA MINING BLVD E
 JACKSONVILLE FL 32257-1178
 904-260-8351



4 WEEK BILLING INVOICE

222369970-016

Job site

SPRING PARK BYPASS
 4511 SPRING PARK RD
 JACKSONVILLE FL 32207

Office: 904-665-4202

JEA
 PO BOX 4910
 JACKSONVILLE FL 32201-4910

Customer # : 7206710
 Invoice Date : 07/12/24
 Date Out : 07/20/23 10:53 AM
 Billed Through : 07/18/24 00:00
 UR Job Loc : 4511 SPRING PARK RD,
 UR Job # : 211
 Customer Job ID:
 P.O. # : 214350
 Ordered By : BOYCE HOLMES
 Reserved By : JONATHAN FOSTER
 Salesperson : MICHAEL MEDIS

Invoice Amount: \$57,274.58

Terms: Due Upon Receipt
 Payment options: Contact our credit office 212-333-6600 Ext. 84872
REMIT TO: UNITED RENTALS (NORTH AMERICA),INC.
 PO BOX 100711
 ATLANTA GA 30384-0711

RENTAL ITEMS:		Minimum	Day	Week	4 Week	Amount
Qty	Equipment Description					
	FITTINGS / ADAPTERS 18" (22'S/45'S/90'S)					
2	545/2480 18" HDPE TEE PLAIN FITTINGS		36.00	75.00	150.00	300.00
6	523/1417 12" KNIFE GATE VALVE ON (PUMPS) 4 = ON 12" PUMPS SUCTION/DISCHARGE 2 = ON 10X8 PUMPS SUCTION SIDE		38.00	95.00	205.00	1,230.00
2	523/1441 8" KNIFE GATE VALVE 150 ON (PUMPS) 2 = ON 10X8 PUMPS DISCHARGE SIDE		20.00	50.00	135.00	270.00
16	545/1111 MISC FITTINGS HDPE SPOOL ADAPTERS PRE FAB 18"P X 18" FLG X 18" FLG = 3 18"P X 18" P X 18" FLG = 5 18"P X 18" FLG X 6" FLG = 1 18"P X 18" P X 6" FLG = 2 10" X 18" SPOOL FLG ADAPTER = 2 (PUMP) 8" X 18" SPOOL FLG ADAPTER = 2 (PUMP) 18"P X 18" P X 2" THREAD NIPPLE = 1		33.00	65.00	225.00	3,600.00
9	537/2405 HOSE 6X20 COMPOSITE OSD - FLANGED COMPOSITE FLEX COMP HOSE		100.00	199.00	221.00	1,989.00
3	523/1506 6" CHECK VALVE FLANGED		60.00	90.00	115.00	345.00
6	523/1405 KNIFE GATE VALVE 6" AND UNDER ON (PUMPS) 3 = 6" KNIFE VALVES ON SUCTION 3 = 4" KNIFE VALVES ON DISCHARGE		30.00	58.00	80.00	480.00
4	545/1111 MISC FITTINGS 120V BATTERY TENDERS, 100' EXT CORD PER LOCATED ON (2) 12" PUMPS AND (2) 4" PUMPS		26.00	37.00	49.00	196.00
1	545/1111 MISC FITTINGS PRESSURE TRANSDUCER MANIFOLD COMPONENTS TBD PARTS NEEDED FOR TUNING COMPONENTS		99.00	150.00	225.00	225.00
2	501/9170 BLIND FLANGE 18" 150#		10.00	20.00	48.00	96.00
6	545/6621 6 X 4 FLANGED REDUCER LOCATED ON 4" PUMPS		8.00	15.00	36.00	216.00
1	545/1111 MISC FITTINGS 18" SADDLE WITH 300 PSI GAUGE TAP		21.00	33.00	42.00	42.00
16	545/2421 18" HDPE FLG W/BACKUP RING		15.00	30.00	45.00	720.00

CONTINUED



FLUID SOLUTIONS
BRANCH I37
9428 FLORIDA MINING BLVD E
JACKSONVILLE FL 32257-1178
904-260-8351



4 WEEK BILLING INVOICE

222369970-016

Job site

SPRING PARK BYPASS
4511 SPRING PARK RD
JACKSONVILLE FL 32207

Office: 904-665-4202

JEA
PO BOX 4910
JACKSONVILLE FL 32201-4910

Customer # : 7206710
Invoice Date : 07/12/24
Date Out : 07/20/23 10:53 AM
Billed Through : 07/18/24 00:00
UR Job Loc : 4511 SPRING PARK RD,
UR Job # : 211
Customer Job ID:
P.O. # : 214350
Ordered By : BOYCE HOLMES
Reserved By : JONATHAN FOSTER
Salesperson : MICHAEL MEDIS

Invoice Amount: \$57,274.58

Terms: Due Upon Receipt
Payment options: Contact our credit office 212-333-6600 Ext. 84872
REMIT TO: UNITED RENTALS (NORTH AMERICA),INC.
PO BOX 100711
ATLANTA GA 30384-0711

RENTAL ITEMS:								
Qty	Equipment	Description	Minimum	Day	Week	4 Week	Amount	
8	545/1109	90'S FLG 90'S X 6 FLG 90'S X 8 FLG 90'S W/FLOAT FLANGES X 12		20.00	38.00	56.00	448.00	
3	545/6628	STRAINER 6" SEWER STRAINER 6" FLG TEE BUCKETS STRAINERS W/ INSERTS ON 4" PUMPS ONLY SUCTION SIDE		8.00	15.00	37.00	111.00	
4	545/2417	18X12 HDPE REDUCER HDPE PRE FAB ADAPTERS W/ FLOATING FLANGE TO BE LOCATED ON 12" PUMPS SUCTION AND DISCHARGE		14.00	27.00	80.00	320.00	
8	545/1111	MISC FITTINGS 8 REDUCERS ATTACHED TO PIPE AT PUMP TBD BASED ON PUMP SUCTION AND DISCHARGE STEP BOW ADPATERS		30.00	60.00	175.00	1,400.00	
1	545/1111	MISC FITTINGS 18"MJ X 18" 150# FLANGE 90 FITTING		35.00	75.00	165.00	165.00	
2	545/1111	MISC FITTINGS 16" CHECK VALVES		38.00	95.00	200.00	400.00	
4	545/9808	18 X 16 FLANGED REDUCER						N/C
1	11427310	TANK FUEL DOUBLE WALL 500-550 GAL W/PUMP Make: WESTERN Model: 20TCG-UR-12VFHK Serial: 22004585		140.00	280.00	657.00	657.00	
1	10611913	TANK FUEL DOUBLE WALL 500-550 GAL W/PUMP Make: WESTERN Model: 20TCG Serial: A61282482		140.00	280.00	657.00	657.00	
1	11195787	TANK FUEL DOUBLE WALL 1000-1250 GAL Make: WESTERN Model: 50TCG(G)W-NA Serial: 20008895		256.00	512.00	1,336.00	1,336.00	
1	11059414	WIRELESS TELEMETRY MESSENGER SYSTEM Make: LOFA Model: CANPLUS MSNGR Serial: 357766090295499		115.00	230.00	499.00	499.00	
1	10886664	WIRELESS TELEMETRY MESSENGER SYSTEM Make: LOFA Model: CANPLUS MSNGR Serial: 353535095518781		115.00	230.00	499.00	499.00	
1	NPPD103036	PUMP 10X8 VAC ASSIST - DIESEL Make: CORNELL Model: 8NHTA-6090 Serial: 172660 Meter out: 9997.00 Meter in: .00						N/C

CONTINUED



FLUID SOLUTIONS
 BRANCH I37
 9428 FLORIDA MINING BLVD E
 JACKSONVILLE FL 32257-1178
 904-260-8351

**4 WEEK BILLING
 INVOICE**

222369970-016

Job site

SPRING PARK BYPASS
 4511 SPRING PARK RD
 JACKSONVILLE FL 32207

Office: 904-665-4202

JEA
 PO BOX 4910
 JACKSONVILLE FL 32201-4910

Customer # : 7206710
Invoice Date : 07/12/24
Date Out : 07/20/23 10:53 AM
Billed Through : 07/18/24 00:00
UR Job Loc : 4511 SPRING PARK RD,
UR Job # : 211
Customer Job ID:
P.O. # : 214350
Ordered By : BOYCE HOLMES
Reserved By : JONATHAN FOSTER
Salesperson : MICHAEL MEDIS

Invoice Amount: \$57,274.58

Terms: Due Upon Receipt
 Payment options: Contact our credit office 212-333-6600 Ext. 84872
REMIT TO: UNITED RENTALS (NORTH AMERICA),INC.
 PO BOX 100711
 ATLANTA GA 30384-0711

RENTAL ITEMS:							
Qty	Equipment	Description	Minimum	Day	Week	4 Week	Amount
					Rental Subtotal:		57,274.58
					Agreement Subtotal:		57,274.58
					Total:		57,274.58

COMMENTS/NOTES:

CONTACT: BOYCE HOLMES
 CELL#: 904-509-3198

Billing period: 28 Days From 6/20/24 10:53 AM Thru 7/18/24 10:53 AM



RCVD EMAIL 08/11/24

4 WEEK BILLING INVOICE

222369970-017

Job site

SPRING PARK BYPASS
4511 SPRING PARK RD
JACKSONVILLE FL 32207

Office: 904-665-4202

JEA
PO BOX 4910
JACKSONVILLE FL 32201-4910

Customer #	: 7206710
Invoice Date	: 08/09/24
Date Out	: 07/20/23 10:53 AM
Billed Through	: 08/15/24 00:00
UR Job Loc	: 4511 SPRING PARK RD,
UR Job #	: 211
Customer Job ID:	
P.O. #	: 214350
Ordered By	: BOYCE HOLMES
Reserved By	: JONATHAN FOSTER
Salesperson	: MICHAEL MEDIS

Invoice Amount: \$57,274.58

Terms: Due Upon Receipt
Payment options: Contact our credit office 212-333-6600
REMIT TO: UNITED RENTALS (NORTH AMERICA),INC.
PO BOX 100711
ATLANTA GA 30384-0711

RENTAL ITEMS:								
Qty	Equipment	Description	Minimum	Day	Week	4 Week	Amount	
1	NPPD101225	PUMP 10X8 VAC ASSIST - DIESEL Make: PIONEER Model: PP108S17L716090 Serial: 16117 Meter out: 18129.00 Meter in: .00 OUTFIT 18" X 18"		1,025.00	2,025.00	5,850.00	5,850.00	
1	NPPD103134	PUMP 10X8 VAC ASSIST - DIESEL Make: PIONEER Model: PP108S17L716090 Serial: PP22718 Meter out: 2874.00 Meter in: .00 OUTFIT 18" X 18"		1,025.00	2,025.00	5,850.00	5,850.00	
1	10711581	PUMP 12" DBA-VAC ASSIST CUTTER - DIESEL Make: CORNELL Model: 12NTHTRW-RP-SA Serial: 219455 Meter out: 10270.00 Meter in: .00 OUTFIT 18" X 18"		1,300.00	2,600.00	5,225.00	5,225.00	
1	10906299	PUMP 4" VAC ASSIST - DIESEL Make: PIONEER Model: PP44S10L71TD2.9 Serial: PP36871 Meter out: 4409.00 Meter in: .00 OUTFIT 6" X 6" FLANGE		400.00	800.00	1,600.00	1,600.00	
1	10657788	PUMP 4" VAC ASSIST - DIESEL Make: CORNELL Model: 4NNT-RP-QSF2.8 Serial: 216444 Meter out: 5794.00 Meter in: .00 OUTFIT 6" X 6" FLANGE		400.00	800.00	1,600.00	1,600.00	
1	10896699	PUMP 4" DBA-SILENCER VAC ASSIST - DIESEL Make: MAGNUM PRO Model: MTP4DZD Serial: 2239991 Meter out: 3878.00 Meter in: .00 OUTFIT 6" X 6" FLANGE FOR PRIMARY GRAVITY		522.00	1,043.00	2,085.00	2,085.00	
1	NPPD130011	PUMP 12" SUPERVAC ASSIST - DIESEL Make: PIONEER Model: PP12S17L716068 Serial: 13033 Meter out: 22539.00 Meter in: .00 OUTFIT 18" X 18"		1,200.00	2,400.00	5,225.00	5,225.00	
1	11320308	WIRELESS TELEMETRY MURPHY MPC20 Make: MURPHY Model: MPC-20 PANEL Serial: 210000228154 MURPHY PANELS REQUIRED FOR JEA COMMUNICATION INSTALL ON (2) 10X8 (2) 12" (1) 4"DBA		138.00	275.00	550.00	550.00	
1	11218242	WIRELESS TELEMETRY MURPHY MPC20 Make: MURPHY Model: MPC-20 PANEL Serial: 210000016437 MURPHY PANELS REQUIRED FOR JEA COMMUNICATION INSTALL ON (2) 10X8 (2) 12" (1) 4"DBA		138.00	275.00	550.00	550.00	
1	11320341	WIRELESS TELEMETRY MURPHY MPC20 Make: MURPHY Model: MPC-20 PANEL Serial: 210000235591		138.00	275.00	550.00	550.00	

CONTINUED

Effective February 1, 2024 and where permitted by law, United Rentals may impose a surcharge of 2.0% for credit card payments on charge accounts. This surcharge is not greater than our merchant discount rate for credit card transactions and is subject to sales tax.

NOTICE: This invoice is subject to the terms and conditions of the Rental and Service Agreement, which are available at <https://www.unitedrentals.com/legal/rental-service-terms-US> and which are incorporated herein by reference. A COPY OF THE RENTAL AND SERVICE AGREEMENT TERMS ARE AVAILABLE IN PAPER FORM UPON REQUEST.



FLUID SOLUTIONS
BRANCH I37
9428 FLORIDA MINING BLVD E
JACKSONVILLE FL 32257-1178
904-260-8351



**4 WEEK BILLING
INVOICE**

222369970-017

Job site

SPRING PARK BYPASS
4511 SPRING PARK RD
JACKSONVILLE FL 32207

Office: 904-665-4202

JEA
PO BOX 4910
JACKSONVILLE FL 32201-4910

Customer # : 7206710
Invoice Date : 08/09/24
Date Out : 07/20/23 10:53 AM
Billed Through : 08/15/24 00:00
UR Job Loc : 4511 SPRING PARK RD,
UR Job # : 211
Customer Job ID:
P.O. # : 214350
Ordered By : BOYCE HOLMES
Reserved By : JONATHAN FOSTER
Salesperson : MICHAEL MEDIS

Invoice Amount: \$57,274.58

Terms: Due Upon Receipt
Payment options: Contact our credit office 212-333-6600
REMIT TO: UNITED RENTALS (NORTH AMERICA),INC.
PO BOX 100711
ATLANTA GA 30384-0711

RENTAL ITEMS:		Minimum	Day	Week	4 Week	Amount
Qty	Equipment Description					
	MURPHY PANELS REQUIRED FOR JEA COMMUNICATION INSTALL ON (2) 10X8 (2) 12" (1) 4"DBA					
1	11320338 WIRELESS TELEMETRY MURPHY MPC20 Make: MURPHY Model: MPC-20 PANEL Serial: 210000228195 MURPHY PANELS REQUIRED FOR JEA COMMUNICATION INSTALL ON (2) 10X8 (2) 12" (1) 4"DBA		138.00	275.00	550.00	550.00
1	11059397 WIRELESS TELEMETRY MESSENGER SYSTEM Make: LOFA Model: CANPLUS MSNGR Serial: 3577666090686408 COMMUNICATION TELEMETRY BOXES 2 ANNEX ON (2) 12" PUMPS 1 OMNI WITH HIGH ALARM CONTROLS (1) 4 DBA PUMP		115.00	230.00	499.00	499.00
1	11341269 ALARM OMNI LIGHT Make: THOMPSON Model: OMNISITE Serial: 36739 COMMUNICATION TELEMETRY BOXES 2 ANNEX ON (2) 12" PUMPS 1 OMNI WITH HIGH ALARM CONTROLS (1) 4 DBA PUMP		52.38	157.18	471.58	471.58
2	545/6901 FLOAT SWITCH FLOAT SWITCH TO OPERATE 4" BACKUP ONLY AND REDUNDANCY 4" PUMP		21.00	41.00	87.00	174.00
5	523/3005 PUMP CONTROL PANEL TRANSDUCER PRIMARY MANHOLE LEVEL TRANSDUCER ON 4" PUMP DBA		105.00	205.00	590.00	2,950.00
5	545/1021 10 X 25 CONTAINMENT BERM		25.00	50.00	75.00	375.00
2	523/1419 18" KNIFE GATE VALVE		186.00	369.00	800.00	1,600.00
7	545/9970 VALVE RELEASE AIR SADDLE CONNECTION ARV		30.00	33.00	38.00	266.00
3	523/1518 18" CHECK VALVE		38.00	95.00	200.00	600.00
1	545/9804 24 X 18 FLANGED REDUCER		25.00	60.00	135.00	135.00
1	523/1101 PROP FLOW METERS ALL SIZES 18" MAG FLOW METER		335.00	675.00	1,150.00	1,150.00
1	545/6250 2" FULL PORT BALL VALVE		4.00	6.00	14.00	14.00
200	545/2518 18" HDPE PIPE DR17		3.50	5.00	12.00	2,400.00
12	545/1111 MISC FITTINGS		20.00	35.00	67.00	804.00

CONTINUED



4 WEEK BILLING INVOICE

222369970-017

Job site

SPRING PARK BYPASS
4511 SPRING PARK RD
JACKSONVILLE FL 32207

Office: 904-665-4202

JEA
PO BOX 4910
JACKSONVILLE FL 32201-4910

Customer # : 7206710
 Invoice Date : 08/09/24
 Date Out : 07/20/23 10:53 AM
 Billed Through : 08/15/24 00:00
 UR Job Loc : 4511 SPRING PARK RD,
 UR Job # : 211
 Customer Job ID:
 P.O. # : 214350
 Ordered By : BOYCE HOLMES
 Reserved By : JONATHAN FOSTER
 Salesperson : MICHAEL MEDIS

Invoice Amount: \$57,274.58

Terms: Due Upon Receipt
 Payment options: Contact our credit office 212-333-6600
REMIT TO: UNITED RENTALS (NORTH AMERICA),INC.
 PO BOX 100711
 ATLANTA GA 30384-0711

RENTAL ITEMS:		Minimum	Day	Week	4 Week	Amount
Qty	Equipment Description					
	FITTINGS / ADAPTERS 18" (22'S/45'S/90'S)					
2	545/2480 18" HDPE TEE PLAIN FITTINGS		36.00	75.00	150.00	300.00
6	523/1417 12" KNIFE GATE VALVE ON (PUMPS) 4 = ON 12" PUMPS SUCTION/DISCHARGE 2 = ON 10X8 PUMPS SUCTION SIDE		38.00	95.00	205.00	1,230.00
2	523/1441 8" KNIFE GATE VALVE 150 ON (PUMPS) 2 = ON 10X8 PUMPS DISCHARGE SIDE		20.00	50.00	135.00	270.00
16	545/1111 MISC FITTINGS HDPE SPOOL ADAPTERS PRE FAB 18"P X 18" FLG X 18" FLG = 3 18"P X 18" P X 18" FLG = 5 18"P X 18" FLG X 6" FLG = 1 18"P X 18" P X 6" FLG = 2 10" X 18" SPOOL FLG ADAPTER = 2 (PUMP) 8" X 18" SPOOL FLG ADAPTER = 2 (PUMP) 18"P X 18" P X 2" THREAD NIPPLE = 1		33.00	65.00	225.00	3,600.00
9	537/2405 HOSE 6X20 COMPOSITE OSD - FLANGED COMPOSITE FLEX COMP HOSE		100.00	199.00	221.00	1,989.00
3	523/1506 6" CHECK VALVE FLANGED		60.00	90.00	115.00	345.00
6	523/1405 KNIFE GATE VALVE 6" AND UNDER ON (PUMPS) 3 = 6" KNIFE VALVES ON SUCTION 3 = 4" KNIFE VALVES ON DISCHARGE		30.00	58.00	80.00	480.00
4	545/1111 MISC FITTINGS 120V BATTERY TENDERS, 100' EXT CORD PER LOCATED ON (2) 12" PUMPS AND (2) 4" PUMPS		26.00	37.00	49.00	196.00
1	545/1111 MISC FITTINGS PRESSURE TRANSDUCER MANIFOLD COMPONENTS TBD PARTS NEEDED FOR TUNING COMPONENTS		99.00	150.00	225.00	225.00
2	501/9170 BLIND FLANGE 18" 150#		10.00	20.00	48.00	96.00
6	545/6621 6 X 4 FLANGED REDUCER LOCATED ON 4" PUMPS		8.00	15.00	36.00	216.00
1	545/1111 MISC FITTINGS 18" SADDLE WITH 300 PSI GAUGE TAP		21.00	33.00	42.00	42.00
16	545/2421 18" HDPE FLG W/BACKUP RING		15.00	30.00	45.00	720.00

CONTINUED



4 WEEK BILLING INVOICE

222369970-017

Job site

SPRING PARK BYPASS
4511 SPRING PARK RD
JACKSONVILLE FL 32207

Office: 904-665-4202

Customer # : 7206710
 Invoice Date : 08/09/24
 Date Out : 07/20/23 10:53 AM
 Billed Through : 08/15/24 00:00
 UR Job Loc : 4511 SPRING PARK RD,
 UR Job # : 211
 Customer Job ID:
 P.O. # : 214350
 Ordered By : BOYCE HOLMES
 Reserved By : JONATHAN FOSTER
 Salesperson : MICHAEL MEDIS

JEA
PO BOX 4910
JACKSONVILLE FL 32201-4910

Invoice Amount: \$57,274.58

Terms: Due Upon Receipt
 Payment options: Contact our credit office 212-333-6600
REMIT TO: UNITED RENTALS (NORTH AMERICA),INC.
 PO BOX 100711
 ATLANTA GA 30384-0711

RENTAL ITEMS:								
Qty	Equipment	Description	Minimum	Day	Week	4 Week	Amount	
8	545/1109	90'S FLG 90'S X 6 FLG 90'S X 8 FLG 90'S W/FLOAT FLANGES X 12		20.00	38.00	56.00	448.00	
3	545/6628	STRAINER 6" SEWER STRAINER 6" FLG TEE BUCKETS STRAINERS W/ INSERTS ON 4" PUMPS ONLY SUCTION SIDE		8.00	15.00	37.00	111.00	
4	545/2417	18X12 HDPE REDUCER HDPE PRE FAB ADAPTERS W/ FLOATING FLANGE TO BE LOCATED ON 12" PUMPS SUCTION AND DISCHARGE		14.00	27.00	80.00	320.00	
8	545/1111	MISC FITTINGS 8 REDUCERS ATTACHED TO PIPE AT PUMP TBD BASED ON PUMP SUCTION AND DISCHARGE STEP BOW ADPATERS		30.00	60.00	175.00	1,400.00	
1	545/1111	MISC FITTINGS 18" MJ X 18" 150# FLANGE 90 FITTING		35.00	75.00	165.00	165.00	
2	545/1111	MISC FITTINGS 16" CHECK VALVES		38.00	95.00	200.00	400.00	
4	545/9808	18 X 16 FLANGED REDUCER						N/C
1	11427310	TANK FUEL DOUBLE WALL 500-550 GAL W/PUMP Make: WESTERN Model: 20TCG-UR-12VFHK Serial: 22004585		140.00	280.00	657.00	657.00	
1	10611913	TANK FUEL DOUBLE WALL 500-550 GAL W/PUMP Make: WESTERN Model: 20TCG Serial: A61282482		140.00	280.00	657.00	657.00	
1	11195787	TANK FUEL DOUBLE WALL 1000-1250 GAL Make: WESTERN Model: 50TCG(G)W-NA Serial: 20008895		256.00	512.00	1,336.00	1,336.00	
1	11059414	WIRELESS TELEMETRY MESSENGER SYSTEM Make: LOFA Model: CANPLUS MSNGR Serial: 357766090295499		115.00	230.00	499.00	499.00	
1	10886664	WIRELESS TELEMETRY MESSENGER SYSTEM Make: LOFA Model: CANPLUS MSNGR Serial: 353535095518781		115.00	230.00	499.00	499.00	
1	NPPD103036	PUMP 10X8 VAC ASSIST - DIESEL Make: CORNELL Model: 8NHTA-6090 Serial: 172660 Meter out: 9997.00 Meter in: .00						N/C

CONTINUED



FLUID SOLUTIONS
 BRANCH I37
 9428 FLORIDA MINING BLVD E
 JACKSONVILLE FL 32257-1178
 904-260-8351

4 WEEK BILLING INVOICE

222369970-017

Job site

SPRING PARK BYPASS
 4511 SPRING PARK RD
 JACKSONVILLE FL 32207

Office: 904-665-4202

JEA
 PO BOX 4910
 JACKSONVILLE FL 32201-4910

Customer # : 7206710
Invoice Date : 08/09/24
Date Out : 07/20/23 10:53 AM
Billed Through : 08/15/24 00:00
UR Job Loc : 4511 SPRING PARK RD,
UR Job # : 211
Customer Job ID:
P.O. # : 214350
Ordered By : BOYCE HOLMES
Reserved By : JONATHAN FOSTER
Salesperson : MICHAEL MEDIS

Invoice Amount: \$57,274.58

Terms: Due Upon Receipt
 Payment options: Contact our credit office 212-333-6600
REMIT TO: UNITED RENTALS (NORTH AMERICA),INC.
 PO BOX 100711
 ATLANTA GA 30384-0711

RENTAL ITEMS:							
Qty	Equipment	Description	Minimum	Day	Week	4 Week	Amount
					Rental Subtotal:		57,274.58
					Agreement Subtotal:		57,274.58
					Total:		57,274.58

COMMENTS/NOTES:

CONTACT: BOYCE HOLMES
 CELL#: 904-509-3198

Billing period: 28 Days From 7/18/24 10:53 AM Thru 8/15/24 10:53 AM



TRENCH SAFETY
 BRANCH G05
 5955 PHILIPS HWY
 JACKSONVILLE FL 32216-5916
 904-786-3100



RCVD EMAIL 12/02/23

4 WEEK BILLING INVOICE

213977021-014

Job site

SPRING PARK BYPASS
 4511 SPRING PARK RD
 JACKSONVILLE FL 32207

Office: 904-665-4202 Cell: 904-509-3198

Customer # : 7206710
 Invoice Date : 11/30/23
 Date Out : 12/12/22 04:00 PM
 Billed Through : 12/11/23 00:00
 UR Job Loc : 4511 SPRING PARK RD,
 UR Job # : 211
 Customer Job ID:
 P.O. # : 214350
 Ordered By : BOYCE HOLMES
 Reserved By : JOHN MCKAY
 Salesperson : VALINDA KRYNICKI

JEA
 PO BOX 4910
 JACKSONVILLE FL 32201-4910

Invoice Amount: \$1,098.00

Terms: Due Upon Receipt
 Payment options: Contact our credit office 212-333-6600 Ext. 84872
REMIT TO: UNITED RENTALS (NORTH AMERICA),INC.
 PO BOX 100711
 ATLANTA GA 30384-0711

RENTAL ITEMS:							
Qty	Equipment	Description	Minimum	Day	Week	4 Week	Amount
1	11226366	PLUG TEST 15"-32" Make: CHERNE IND Model: 610328 Serial: 210610D101		115.00	344.00	1,028.00	1,028.00
1	500/9027	ROPE 30' INFLATION HOSE WITH GAUGE		10.00	28.00	70.00	70.00
						Rental Subtotal:	1,098.00
						Agreement Subtotal:	1,098.00
						Total:	1,098.00

COMMENTS/NOTES:

CONTACT: SCOTT HEATH
 CELL#: 904-626-5979

Billing period: 28 Days From 11/13/23 04:00 PM Thru 12/11/23 04:00 PM

Effective January 1, 2021 and where permitted by law, United Rentals may impose a surcharge of 1.8% for credit card payments on charge accounts. This surcharge is not greater than our merchant discount rate for credit card transactions and is subject to sales tax in some jurisdictions.

NOTICE: This invoice is subject to the terms and conditions of the Rental and Service Agreement, which are available at <https://www.unitedrentals.com/legal/rental-service-terms-US> and which are incorporated herein by reference. A COPY OF THE RENTAL AND SERVICE AGREEMENT TERMS ARE AVAILABLE IN PAPER FORM UPON REQUEST.

Sales Quotation



PreCise MRM LLC.
 A subsidiary of FORCE America, Inc.
 8633 Eagle Creek Pkwy
 Savage, MN 55378
 (888) 449-0357

QUOTE
QT200-2000120-1

DATE
 9/19/2024
PAGE
 1 OF 3

SOLD TO
680164
JEA
 PO BOX 4910
 JACKSONVILLE, FL 32201-4910
 USA

SHIP TO
262269
JEA COMMONWEALTH SERVICE CENTER
 6674 COMMONWEALTH AVE
 JACKSONVILLE, FL 32254-2218
 USA

Expiration Date: 10/19/2024 Customer Ref.: Customer P/O: Customer Contact: Payment Terms: Net 30 Days Sales Rep: F.O.B.:	Ship From: PRECISE MRM LLC Site 180 1311 E FRANKLIN RD STE 102 MERIDIAN, ID 83642-6097 USA
---	--

NOTES

JEA Annual LiGO subscription quote for FY2025 & FY2026, to include subscriptions and LiGO Access.
 *No additional maintenance charges for LiGO outside the annual usage fee.
 Quote based on expected monthly billing for LiGO subscriptions on current contracted quantities.

	PRODUCT / DESCRIPTION	QTY	U/M	PRICE	EXTENSION
1	1182966 LiGO Access Maintenance LAM-003	1	ea	5,000.0000	5,000.00
					FY2025: LiGO ACCESS - \$5000 Billed annually *No additional maintenance charges for LiGO outside the annual usage fee.
2	1182557 LiGO Subscription Annual: 1 Year - Paid Monthly LSUB1M	1965	ea	17.0000	33,405.00
					FY2025 October Subscription
3	1182557 LiGO Subscription Annual: 1 Year - Paid Monthly LSUB1M	1965	ea	17.0000	33,405.00
					FY2025 November Subscription
4	1182557 LiGO Subscription Annual: 1 Year - Paid Monthly LSUB1M	1965	ea	17.0000	33,405.00
					FY2025 December Subscription
5	1182557 LiGO Subscription Annual: 1 Year - Paid Monthly LSUB1M	1965	ea	17.0000	33,405.00
					FY2025 January Subscription
6	1182557 LiGO Subscription Annual: 1 Year - Paid Monthly LSUB1M	1965	ea	17.0000	33,405.00
					FY2025 February Subscription
7	1182557 LiGO Subscription Annual: 1 Year - Paid Monthly LSUB1M	1965	ea	17.0000	33,405.00
					FY2025 March Subscription

Continued



PreCise MRM LLC.
 A subsidiary of FORCE America, Inc.
 8633 Eagle Creek Pkwy
 Savage, MN 55378
 (888) 449-0357

Sales Quotation

QUOTE #: QT200-2000120-1
CUSTOMER: 680164
DATE: 9/19/2024
PAGE: 2 OF 3

	PRODUCT / DESCRIPTION	QTY	U/M	PRICE	EXTENSION
8	1182557 LiGO Subscription Annual: 1 Year - Paid Monthly <i>LSUB1M</i>	1965	ea	17.0000	33,405.00 FY2025 April Subscription
9	1182557 LiGO Subscription Annual: 1 Year - Paid Monthly <i>LSUB1M</i>	1965	ea	17.0000	33,405.00 FY2025 May Subscription
10	1182557 LiGO Subscription Annual: 1 Year - Paid Monthly <i>LSUB1M</i>	1965	ea	17.0000	33,405.00 FY2025 June Subscription
11	1182557 LiGO Subscription Annual: 1 Year - Paid Monthly <i>LSUB1M</i>	1965	ea	17.0000	33,405.00 FY2025 July Subscription
12	1182557 LiGO Subscription Annual: 1 Year - Paid Monthly <i>LSUB1M</i>	1965	ea	17.0000	33,405.00 FY2025 August Subscription
13	1182557 LiGO Subscription Annual: 1 Year - Paid Monthly <i>LSUB1M</i>	1965	ea	17.0000	33,405.00 FY2025 September Subscription
14	1182966 LiGO Access Maintenance <i>LAM-003</i>	1	ea	5,000.0000	5,000.00 FY2026: LiGO ACCESS - \$5000 Billed annually *No additional maintenance charges for LiGO outside the annual usage fee.
15	1182557 LiGO Subscription Annual: 1 Year - Paid Monthly <i>LSUB1M</i>	2065	ea	17.0000	35,105.00 FY2026 October Subscription
16	1182557 LiGO Subscription Annual: 1 Year - Paid Monthly <i>LSUB1M</i>	2065	ea	17.0000	35,105.00 FY2026 November Subscription
17	1182557 LiGO Subscription Annual: 1 Year - Paid Monthly <i>LSUB1M</i>	2065	ea	17.0000	35,105.00 FY2026 December Subscription
18	1182557 LiGO Subscription Annual: 1 Year - Paid Monthly <i>LSUB1M</i>	2065	ea	17.0000	35,105.00 FY2026 January Subscription
19	1182557 LiGO Subscription Annual: 1 Year - Paid Monthly <i>LSUB1M</i>	2065	ea	17.0000	35,105.00 FY2026 February Subscription

Continued



PreCise MRM LLC.
 A subsidiary of FORCE America, Inc.
 8633 Eagle Creek Pkwy
 Savage, MN 55378
 (888) 449-0357

Sales Quotation

QUOTE #: QT200-2000120-1
CUSTOMER: 680164
DATE: 9/19/2024
PAGE: 3 OF 3

	PRODUCT / DESCRIPTION	QTY	U/M	PRICE	EXTENSION
20	1182557 LiGO Subscription Annual: 1 Year - Paid Monthly LSUB1M FY2026 March Subscription	2065	ea	17.0000	35,105.00
21	1182557 LiGO Subscription Annual: 1 Year - Paid Monthly LSUB1M FY2026 April Subscription	2065	ea	17.0000	35,105.00
22	1182557 LiGO Subscription Annual: 1 Year - Paid Monthly LSUB1M FY2026 May Subscription	2065	ea	17.0000	35,105.00
23	1182557 LiGO Subscription Annual: 1 Year - Paid Monthly LSUB1M FY2026 June Subscription	2065	ea	17.0000	35,105.00
24	1182557 LiGO Subscription Annual: 1 Year - Paid Monthly LSUB1M FY2026 July Subscription	2065	ea	17.0000	35,105.00
25	1182557 LiGO Subscription Annual: 1 Year - Paid Monthly LSUB1M FY2026 August Subscription	2065	ea	17.0000	35,105.00
26	1182557 LiGO Subscription Annual: 1 Year - Paid Monthly LSUB1M FY2026 September Subscription	2065	ea	17.0000	35,105.00
<p>***** Prices & Lead Times & Delivery Dates Are Based Upon Current Information And Are Subject to Change Unless Otherwise Noted, Prices Do Not Include Freight *****</p>					
<p>Accepted By: _____ Date: _____</p>				<p>MERCHANDISE TOTAL: \$832,120.00 MISC CHARGE: \$0.00 TAX: \$0.00 QUOTE TOTAL: \$832,120.00</p>	

Questions about your order? Contact us by phone at 888-449-0357 or email us at

**PRECISE MRM LLC
TERMS AND CONDITIONS**

Acceptance: These Terms and Conditions shall govern all contracts for the sale of any goods to Buyer by PreCise MRM LLC and/or its subsidiaries and divisions (collectively "Seller"). These Terms and Conditions shall control over any conflicting terms and condition set forth in any request for quotation, purchase order, confirmation or other transaction document submitted to Seller by Buyer.

Delays in Delivery: Seller shall not be responsible for any delay in delivery of goods to Buyer due to fires, strikes, riots, Acts of God, government orders or restrictions, delays in transportation delays by suppliers or materials or parts, inability to obtain necessary labor or other causes beyond Seller's control. In the event of such delay, the delivery date shall be extended for a reasonable period of time.

Damage or Loss in Transit: All risk of loss shall pass to Buyer at the time of delivery of the goods. Deliver of the goods to any carrier shall constitute delivery of the goods to Buyer, regardless of which party retained or hired the carrier.

Warranties: Seller warrants that any goods sold by Seller to Buyer shall be free from defects in material and workmanship for a period of one (1) year from the date of delivery. THIS WARRANTY SHALL BE THE SOLE AND EXCLUSIVE WARRANTY MADE BY SELLER TO BUYER. SELLER HEREBY DISCLAIMS ANY IMPLIED WARRANTIES, INCLUDING, WITHOUT LIMITATION, ANY IMPLIED WARRANTIES OF MERCHANTABILITY OR FITNESS FOR A PARTICULAR PURPOSE.

Exclusive Remedy: If within the aforementioned one-year warranty period, any goods sold by Seller are proven by Buyer to be defective to Seller's reasonable satisfaction, then such defective goods shall be repaired or replaced, at Seller's sole option. THIS REMEDY SHALL BE THE SOLE AND EXCLUSIVE REMEDY AVAILABLE TO BUYER. BUYER SHALL NOT, UNDER ANY CIRCUMSTANCES, BE ENTITLED TO RECOVER ANY INCIDENTAL, CONSEQUENTIAL OR CONTINGENT DAMAGES, INCLUDING, WITHOUT LIMITATION, LOST PROFITS.

Payment: Buyer shall pay Seller's invoices within thirty (30) days of receipt. Buyer agrees to pay interest to Seller on any past-due amounts at the rate of 18% per year.

Security Interest: To secure payment of Seller's invoices, Buyer hereby grants Seller a security interest in all goods sold by Seller to Buyer. Buyer hereby authorizes Seller to file financing statements on behalf of Buyer to perfect Seller's security interest. In the event Buyer fails to timely pay Seller for any goods sold to Buyer, Seller may proceed, at its option, to utilize the remedies available to a secured party under Article 9 of the Uniform Commercial Code.

Freight Terms: All sales made by Seller to Buyer shall be F.O.B. Seller's Distribution Center.

Returned Goods: Goods may only be returned by Buyer with Seller's prior authorization and consent. Only unused goods in original containers of current design will be considered for return. Specially manufactured, custom or modified goods shall not be returnable. Buyer shall pay all transportation charges for any goods accepted for return by Seller. Buyer shall also pay a restocking charge equal to 15% of the original price of any goods accepted by Seller for return.

Taxes and Other Charges: Buyer shall be responsible for paying any taxes, duties, fees, or other charges imposed by any governmental entity based upon Buyer's purchase of any goods from Seller.

Legal Action: These Terms and Conditions and the terms of any contract for the sale of goods by Seller to Buyer shall be governed by and construed in accordance with Minnesota law. Any action relating to or arising out of any contact for the sale of goods by Seller to Buyer shall be venued in state or federal court in Minnesota. Buyer consents to the personal jurisdiction of Minnesota courts and waives any defense that venue in Minnesota is in any manner inconvenient. Buyer shall pay all attorney fees, costs and disbursements incurred by Seller in collecting any amounts due from Buyer, enforcing these Terms and Conditions and/or enforcing the terms of any contract for the sale of goods by Seller to Buyer. Any legal action by Buyer against Seller relating to or arising out of any contract for the sale of goods by Seller to Buyer shall be brought within one (1) year after the delivery of the goods or be forever barred.